

**TECHNICAL MANUAL**

**ORGANIZATIONAL, DIRECT SUPPORT, AND  
GENERAL SUPPORT MAINTENANCE MANUAL  
(INCLUDING REPAIR PARTS AND**

**SPECIAL TOOLS LIST)**

**FOR**

**85' AERIAL LADDER  
FIRE FIGHTING TRUCK**

**NSN 4210-00-965-1254**

---

**HEADQUARTERS, DEPARTMENT OF THE ARMY  
7 NOVEMBER 1986**

CHANGE  
NO. 1

HEADQUARTERS  
DEPARTMENT OF THE ARMY  
WASHINGTON, D.C., 24 JUNE 1992

Organizational, Direct Support, and General Support  
Maintenance Manual  
(Including Repair Parts and Special Tools List)  
for

**85' AERIAL LADDER  
FIRE FIGHTING TRUCK  
NSN 4210-00-965-1254**

Approved for public release; distribution is unlimited

TM 5-4210-227-24&P-8, dated 7 November 1986, is changed as follows:

1. Remove and insert pages as indicated below. New or changed text material is indicated by a vertical bar in the margin. An illustration change is indicated by a miniature pointing hand.

Remove pages

Insert pages

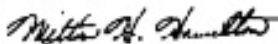
253 through 255

253 through 255

2. Retain this sheet in front of manual for reference purposes.

**By Order of the Secretary of the Army:**

Official:

  
MILTON H. HAMILTON  
Administrative Assistant to the  
Secretary of the Army  
01833

GORDON R. SULLIVAN  
General, United States Army  
Chief of Staff

**DISTRIBUTION:**

To be distributed in accordance with DA Form 12-25E, qty rqr block no. 2661.

## INTRODUCTION

This manual is divided into eight volumes:

Volume 1 through Volume 7 contain Maintenance Procedures  
Volume 8 contains Repair Parts List

## FOREWORD

The Operator/Maintenance Manual for the Truck Fire Fighting Ladder 85', is divided into three parts. Part 1 is the Operator's Manual, Part 2 is the Maintenance Manual and Part 3 is the Parts Manual. (Part 3 is also referred to as the Parts List in some sections of the manual.)

Descriptions, instructions and parts listing pertaining to the Model QWT 85 are discussed throughout this manual under the general headings Chassis, Pump and Ladder. Fold-cut illustrations and schematics, other than those forming a part of a commercial manual included in Part 2, are located at the rear of Part 1 and Part 3. The fold-cut format is provided in order that illustrations and schematics may be referred to while the supporting text is examined and studied.

A detailed description is given in the Introduction of each Part of the manual to assist the user in finding the information required to operate or maintain the equipment.

### Part 1, Operator's Manual.

This manual is designed to provide the information necessary for a fire fighter or mechanic to properly operate the truck, the pump and the ladder.

### Part 2, Maintenance Manual.

This manual is divided into 3 Volumes and contains the information necessary for an experienced mechanic to maintain and repair all facets of the apparatus. Each volume of Part 2 is individually indexed and Sections are tabbed for ease of reference. When commercial manuals cover more than one manufacturer's model, the QWT 85 Truck is identified with a red check mark.

### Part 3, Parts Manual

This manual contains all the information necessary to obtain assemblies and sub-assemblies or individual parts, required to repair and maintain the fire truck. The Parts Manual is contained within Part 3 except for those assemblies described in the manufacturer's manuals in Part 2. When a repair part is not listed in Part 3, cross-reference is provided to locate the repair part in Volume 5.

## HOW TO USE THE PARTS LIST

Truck Fire Fighting Ladder 85' Model QWT 85 is made up of a number of assemblies built by different manufacturers. The Truck is described under the main headings: Chassis, Pump and Ladder. The basic Chassis was manufactured by Duplex, the Pump by Hale and the Ladder by Thibault. Thibault has inputs into all three, therefore, the Parts Manual is divided into these three main sections and is based on the Family Tree shown on page one.

The first column of the Parts Manual shows the figure number and index numbers of the illustration. The second column lists the Part Number or assembly Number. Where no part number is assigned to an assembly the Truck Model Number is listed.

Main assemblies are listed first and each main assembly is then broken down, in turn, into sub-assemblies and then to individual parts before the next main assembly is dealt with. Thus, the complete Chassis Assembly, as shown in the Family Tree, will be listed down to individual parts before the Pump Assembly is listed and the complete Pump Assembly is listed ahead of the Ladder Assembly. Therefore, you will look for the listing of Name Plates and Tools and Equipment near the end of the Parts List as they are called up after the Ladder Assembly. The illustrations for each assembly are on fold-cuts located immediately after the parts list they support.

To find a Part Number, first locate the general area on the Family Tree. If you wish to order new oil strainers for the Oil Tank as an example, look under the "Ladder Assembly" for the appropriate heading. In this case "Oil Tank Assembly". A check of the "Oil Tank Assembly", will quickly indicate the strainers are not included in the Oil Tank Assembly. This then, will lead you to the Hydraulic Schematic on page 274. Locate the strainers on Figure 4-36, as indicated on the "Hydraulic Schematic" page, column one. From the Reference Number given on the schematic, you will find the Part Numbers are CFSE50 and CFSE10, the correct nomenclature is "Oil Strainer (PTO Pump)" and "Oil Strainer (Elect. Pump)" respectively, and the manufacturer is Can Flo.

Suppose you wish to order a new left-hand windshield wiper motor. First, locate the general area on the Family Tree. You will expect to find your motor under Cab Assembly on page 8 or under Chassis Sub-Assembly on page 7. A glance at the Cab Assembly page will indicate that this is not the correct Section. The NOTE on page 7, "Chassis Sub-Assembly", refers you to the Duplex Index. The index leads you to Section 17F. You will find the Part Number is 7605-7440 and the nomenclature is "WIPER LH".

The Part Number you seek may be an engine component, such as a crankshaft bearing cap. The Family Tree will lead you to "Chassis Sub-Assembly" and for the engine parts you will be referred to Part 2, Volume 2, Engine. A NOTE at the beginning of the Engine Section of Part 2 will refer you to "Engine Common Parts" and "Detroit Diesel Engines V71 Operator's Manual", Section 8 "Built-in Parts Book". An explanation of how to order parts for the engine is given in Section 8.

If the part you wish to replace is electrical, such as a light assembly, the Family Tree will lead you to "Electrical Assembly" on page 63. Knowing the general location of the light assembly, you can select the appropriate schematic from page 63. Once you have located the assembly on the schematic, you can find the Part Number in the Parts List. If you cannot identify your part on the schematics in Part 3, it is undoubtedly included in the original Duplex Chassis Sub-Assembly and can be found on the Duplex "Electrical Circuit Index", which is located in the Electrical Section of Part 2. Once you have identified the correct nomenclature for your assembly, the Part Number will be found under "Chassis Sub-Assembly" in Part 3.

1.2 TABULATED DATA

<u>References</u>	
<u>Part</u>	<u>Volume</u>
2	1

a)	<u>Fire Truck</u>		
	Federal Stock Number:	4210-00-965-1254	
	Manufacturer's Serial No.:		
	Registration Nos.:	CM3653 through CM3664	
	Manufacturer:	Pierre Thibault Inc.	
	Model:	QWT 85	
	Contract Number:	DAAJ10-84-A218	
	Truck Length:	459"	
	Truck Width:	108"	
	Truck Height:	138"	
	Capacity or Payload:	51,000 GVWR	
	Shipping Weight:	43,880	
	Ground Clearance:	10.25"	
	Weight Loaded:	45,940	
	Front Axle:	17,740	
	Rear Axle:	26,200	
b)	<u>Chassis</u>		2 3
	Manufacturer:	Duplex	
	I.D. Number:	I.C. 1D91 D31 D6F 1008468	
	Model:	D350	
	Wheel Base:	230"	
c)	<u>Engine</u>		2 2
	Manufacturer:	Detroit Diesel	
	Model:	8V-71 Turbo	
	Serial Number:	8VA437868	
	Fuel:	Diesel	
d)	<u>Transmission</u>		2 1
	Manufacturer:	Allison	
	Model:	HT-740	
	Serial No.:	2510087501	
	Capacity:	7 1/2 Gals	



		<u>References</u>	
		<u>Part</u>	<u>Volume</u>
e)	<u>Fire Fighting Water Pump</u> Manufacturer: Hale Model: QSM FHD100 Capacity: 1000 GPM @ 150 psi	2	1 & 3
f)	<u>Front Axle</u> Manufacturer: Rockwell International Model: FL 941 QX-70 Capacity: 20,000 lbs. Serial No.: N766718	2	3
f)	1. <u>Front Shock Absorbers</u> Manufacturer: Duplex Model: 7605-1258	2	3
f)	2. <u>Front Springs</u> Manufacturer: Duplex Model: 7804-67 31	2	3
g)	<u>Rear Axle</u> Manufacturer: Rockwell International Model: r-170 PX-99 Capacity: 31,000 lbs. Serial No.: 'NW8454892	2	3
g)	1. <u>Rear Suspension</u> Manufacturer: Hendrickson Model: Single Axle RS-SA-340	2	3
h)	<u>Alternator</u> Manufacturer: Delco Remy Model: Amp.: 145	2	3
i)	<u>Batteries</u> Manufacturer: Harris Model: 7605-0670 Voltage: 12	3	-

		<u>References</u>	
		<u>Part</u>	<u>Volume</u>
j)	<u>Battery Isolator</u> Manufacturer: Sure Power Model: 1602 Rated Power: 3709 BHP @ 2,100 rpm	3	-
k)	<u>Steering Gear</u> Manufacturer: Sheppard Model: 7605-5478	2	3
l)	<u>Power Steering Pump</u> Manufacturer: Vickers Model: 7605-5256	2	3
m)	<u>Windshield Wipers</u> Manufacturer: American Bosch Model: WWC-12L Type: Electric	2	3
n)	<u>Radiator</u> Manufacturer: Blackstone Model: 7605-3950	2	3
o)	<u>Air Cleaner</u> Manufacturer: FAAR Model: 62891-3		
p)	<u>Driver's Seat</u> Manufacturer: Bostrom Model: Four-Way Adjustable Type: Standard	3	-
q)	<u>Wheels</u> Front: Manufacturer: Firestone Size: 22.5 x 16.5 Rear: Manufacturer: Firestone Size: 20 x 8.5	2	3

		<u>References</u>	
		<u>Part</u>	<u>Volume</u>
r)	Tires		
	Front:		
	Manufacturer:	Goodyear	
	Size:	16.5 R22.5-18 P.R.	
	Capacity:	20,000 lbs	
	Rear:		
	Manufacturer:	Michelin	
	Size:	12:00 R 20X - 18 P.R.	
	Capacity:	31,000 lbs	
s)	Muffler		3
	Manufacturer:	Nelson	-
	Model:	86130-21	
t)	AC Inverter		2
	Manufacturer:	Dynamote	3
	Model:	A40-120	
u)	Siren/PA		2
	Manufacturer:	Code 3	3
	Model:	3100	

CAPABILITIES

Fire Truck

Turning Radius - Inside 31.5' - Outside 42.25';  
 Rated Power: 370 BHP @ 2,100 rpm  
 Engine Governor Setting: No Load - 2,100; Top  
 Speed 58 mph  
 Acceleration: 0 - 35 mph - 14 seconds  
 Braking: 20 to 0 mph - 15 feet  
 Angle of Departure: Front - 15 degrees;  
 Rear - 15 degrees

Pump

Single Stage Centrifugal  
Midship Mounted  
Driven by the truck engine from the output shaft of  
transmission  
Min discharge - 1000 gpm @ 150 psi  
Min discharge - 700 gpm @ 200 psi  
Min discharge - 500 gpm @ 250 psi  
From dry condition - take suction and discharge water in  
30 sec. with a lift of 10 deg. through 20' of 6" suction  
hose  
12 VDC Priming Pump  
Water Tank - 200 gals

Ladder

Basic Weight - 11,560 lbs.  
Outrigger Operation Speed  
Lower: Front - 9 sec. Rear - 18 sec.  
Raise: Front - 9 sec. Rear - 18 sec.  
Complete extension, elevation and 90 degree  
rotation within 60 sec.  
Hydraulic Tank: 45 gals. (Imp.)

**OPERATOR/MAINTENANCE MANUAL**

**TRUCK FIRE FIGHTING LADDER 85'**

**MODEL QWT 85**

**PART 3**

**PARTS LIST**

**LIST OF ILLUSTRATIONS**

<u>Figure No.</u>	<u>Illustrations</u>	<u>Page No.</u>
1-1	Truck Assembly - QWT 85	3
2-1	Chassis Assenbly	5
2-2	Chassis Assembly Rear	6
2-3	Siren PA Assenbly	16
2-4	Control Panel Assembly - Warning Lights	19
2-5	Tachometer Assembly	21
2-6	Body Assembly	23
2-7	Door Assenbly - Compartment	25
2-8	Door Assembly	30
2-9	Door Assembly Access - Left	41
2-10	Door Assembly Access - Right	42
2-11	Door Assembly Access - Rear	43
2-12	Hand Rail Assembly	46
2-13	Floor Assembly - Hardwood	48
2-14	Floor Assembly - Locations Right	49
2-15	Floor Assembly - Locations Left	50
2-16	Roller Assembly - Hose	54
2-17	Bed Lock Assembly - Ladder	56
2-18	Bed Lock Pneumatic Cylinder - 2" Stroke	58
2-19	Bracket Assembly - Ground Ladder 24' & 14'	61
2-20	Wiring Schematic - Chassis	67

**LIST OF ILLUSTRATIONS (cont'd)**

<u>Figure No.</u>	<u>Illustrations</u>	<u>Page No.</u>
2-21	Top Warning Light Assembly	70
2-22	Siren Assembly - Q2B	77
2-23	Wiring Schematic - Running Lights Truck Rear and Ladder	80
2-24	Contactor Block Assembly	86
2-25	Translator Block Assenbly	88
2-26	Wiring Schematic - 110 VAC	90
2-27	Contact Ring Assembly	92
2-28	Contact Assembly Electric	94
2-29	Wiring Schematic - Ladder Below Turntable	96
2-30	Wiring Schematic - Ladder Above Turntable	100
2-31	Wiring Schematic - Water Tower	107
2-32	Power Pack Housing Assembly	110
2-33	Hydraulic Valve Housing Assembly	112
2-34	Control Switch Housing Assembly	114
2-35	Pneumatic Schematic	117
2-36	PTO Drive Assembly	121
2-37	Parking Brake Safety System	124
2-38	Mirror Assembly	126
2-39	Bumper Assembly - Rub Rail	128
3-1	Water Plumbing Schematic	134
3-2	Ball Valve 2 1/2 Assembly - Suction Rear	137
3-3	Swivel Joint Assembly	139
3-4	Water Joint Assembly	144
3-5	Central Oil/Water Joint Assembly	146
3-6	Third Section Water Pipe Assembly	148

**LIST OF ILLUSTRATIONS (cont'd)**

<u>Figure No.</u>	<u>Illustrations</u>	<u>Page No.</u>
3-7	Second Section water Pipe Assembly	150
3-8	First Section Water Pipe Assembly	152
3-9	Nozzle Assembly	155
3-10	Actuator Assembly	158
3-11	Foam Tank Assembly	160
3-12	Water Tank Assembly	162
3-13	Filler Tank Cover Assembly	164
3-14	Drain Valve Assembly - Pump Compartment (38,6)	169
3-15	Pump Control Panel	177
3-16	Valve Push/Pull Control Assembly - Locking	181
4-1	Ladder Assembly	183
4-2	Section One Assembly	185
4-3	Nylon Slide Arrangement - Section One	187
4-4	Pulley Assembly	189
4-5	Locking Pawl Assembly - Section One	191
4-6	Locking Pawl Balancer Assembly	193
4-7	Pulley Assembly	195
4-8	Lever Mechanism - Locking Pawl Assembly	197
4-9	Double Ropes Extension Hoist Assembly	201
4-10	Extension Dial Screw Assembly	203
4-11	Pulley Assembly	205
4-12	Electrical Cable Retainer Assembly	207
4-13	Section Two Assembly	209
4-14	Pulley Assembly	211
4-15	Locking Pawl Assembly - Section Two	213
4-16	Nylon Slide Arrangement - Section Two	215
4-17	Pulley Assembly	217

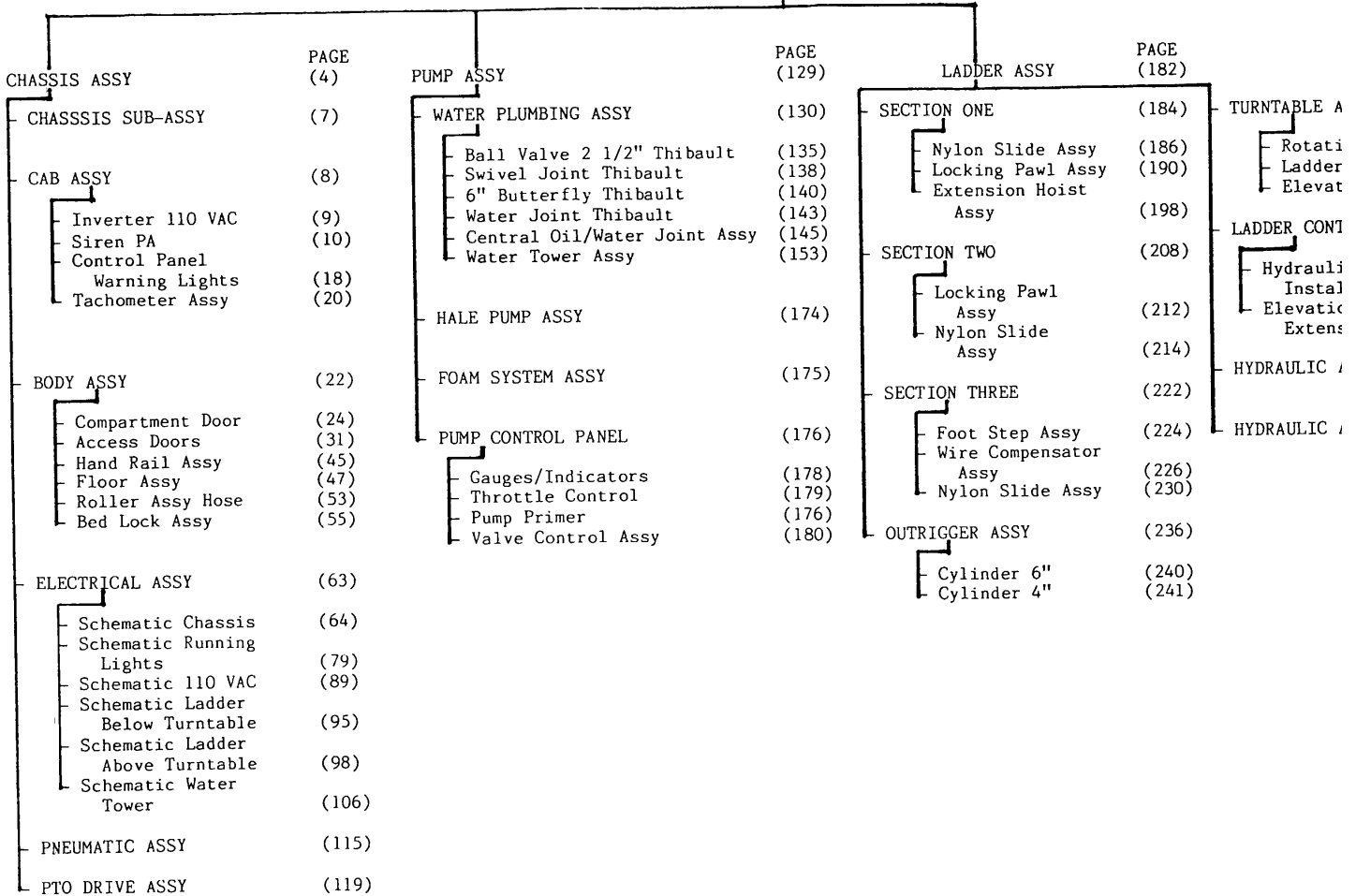
**LIST OF ILLUSTRATIONS (cont'd)**

<u>Figure No.</u>	<u>Illustrations</u>	<u>Page No.</u>
4-18	Pulley Assembly	219
4-19	Pulley Assembly	221
4-20	Section Three Assembly	223
4-21	Foot Step Assembly	225
4-22	Wire Compensator Assembly	227
4-23	Bracket Assembly - Pike Pole	229
4-24	Nylon Slide Arrangement - Section Three	231
4-25	Electrical Cable Retainer Assembly	233
4-26	Support Assembly - Axe	235
4-27	Outrigger Arrangement Assembly	237
4-28	Jack Foot Hook Assembly	239
4-29	Turntable Assembly	244
4-30	Rotation Worm Assembly	252
4-31	Cylinder Assembly	256
4-32	Elevating Cylinder Limit Switch System Assembly	260
4-33	Ladder Control Console Assembly	264
4-34	Hydraulic Installation Assenbly	266
4-35	Elevation and Extension Dial Assembly	269
4-36	Hydraulic Schematic - Ladder Assembly	274
4-37	Oil Tank Assembly	276
4-38	Hydraulic Schematic - Outrigger Assembly	280
4-39	Hydraulic Schematic - Nozzle	282
5-1	Ladder Roof 14'	285
5-2	Ladder - Two Section Heavy Duty 24'	288
5-3	Ladder - Folding Heavy Duty 10' Attic	290



FAMILY TREE  
TRUCK FIRE FIGHTING LADDER 85'  
MODEL QWT 85

TRUCK ASSY - QWT 85 (2)



**TRUCK ASSEMBLY - QWT 85**

<u>FIGURE/ INDEX NO.</u>	<u>PART NUMBER</u>	<u>DESCRIPTION</u>	<u>VENDOR/ MANUFACTURER</u>	<u>QTY</u>
1-1	810092	Truck Assy - QWT 85	Thibault	1
1	QWT 85	Chassis Assy	Thibault	1
2	QWT 85	Pump Assy	Thibault	1
3	18-109-10-A	Ladder Assy	Thibault	1
	QWT 85	Name Plate Assy	Thibault	1
	QWT 85	Tools & Equipment	Thibault	1

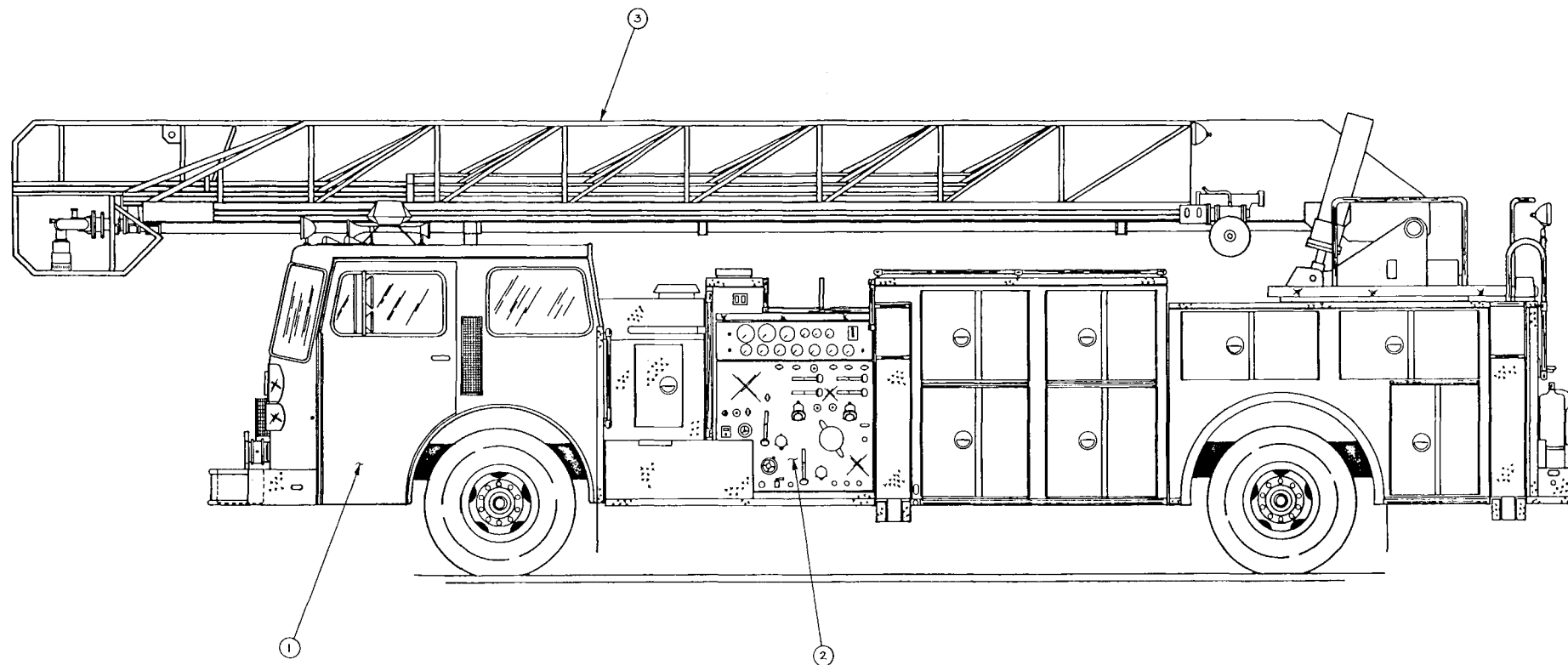


FIGURE 1-1.  
Truck Assembly - QWT 85

CHASSIS ASSEMBLY

<u>FIGURE/ INDEX NO.</u>	<u>PART NUMBER</u>	<u>DESCRIPTION</u>	<u>VENDOR/ MANUFACTURER</u>	<u>QTY</u>
2-1	QWT 85	Chassis Assy	Thibault	Ref
1	Duplex 8V71 Turbo	Chassis Sub-Assy	Duplex	1
2	QWT 85	Cab Assy	Thibault	1
3	QWT 85	Body Assy	Thibault	1
4	05-05-1506	Mud Flaps	Thibault	4
	QWT 85	Electrical Assy	Thibault	1
	QWT 85	Pneumatic Assy	Thibault	1
5	05-05-1539	Mirror Assy	Thibault	2
6	49-1600-227	Bumper Assy-Rub Rail	Thibault	1
9	05-05-1509	Fender-Rubber	Thibault	2
10	71-60-20	Reflectors-Amber	Dominion Auto	8
2-2	QWT 85	Chassis Assy Rear	Thibault	Ref
1	05-05-43	Steps-Rear 8'	Thibault	2
2	05-05-48	Steps-Rear 16"	Thibault	2
3	05-05-1508	Hook Towing-Rear	Thibault	2
4	71-60-19	Reflectors-Red	Dominion Auto	4

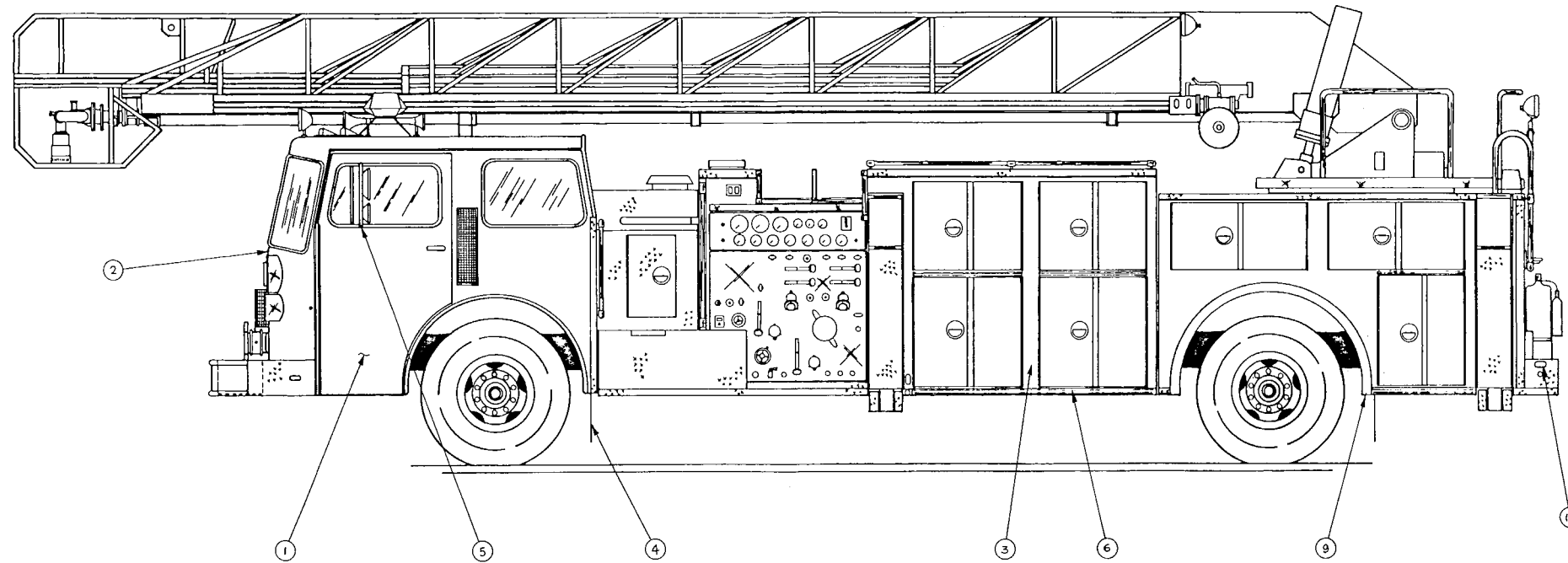


FIGURE 2-1.  
Chassis Assembly

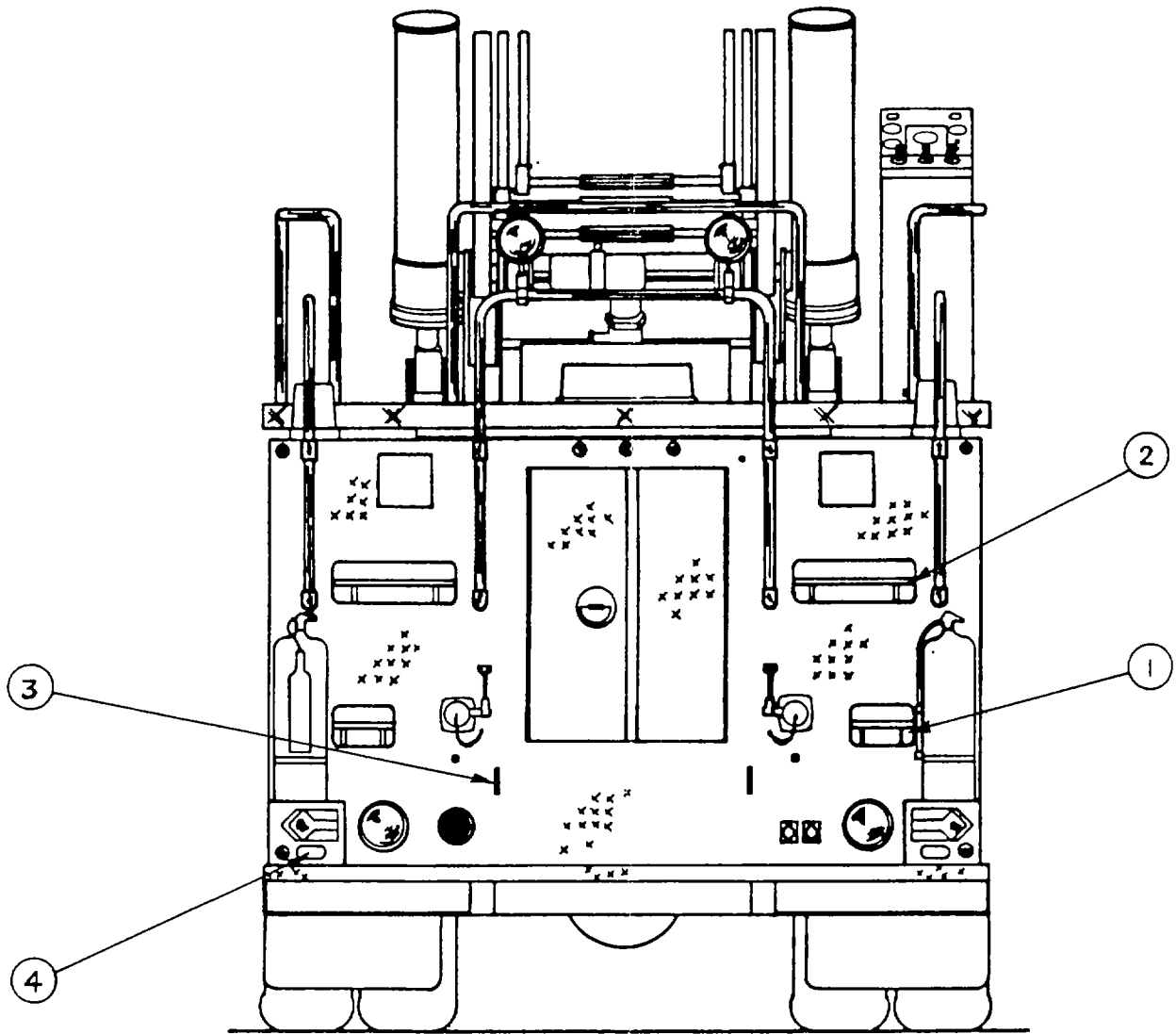


FIGURE 2-2.  
Chassis Assembly - Rear

**CHASSIS SUB-ASSEMBLY**

<u>FIGURE/ INDEX NO</u>	<u>PART NUMBER</u>	<u>DESCRIPTION</u>	<u>VENDOR/ MANUFACTURER</u>	<u>QTY</u>
	Duplex 8V71	Chassis Sub-Assy	Duplex	Ref

NOTES:

- 1 Chassis Sub-Assy and Parts List, as supplied by Duplex is included in this section for all trucks with the following serial numbers: 35257-85 through 35264-85. Annex A contains the Duplex Parts List for all trucks with the following serial numbers: 35302-85 through 35305-85..
- 2 Parts Lists for the following sub-assemblies as supplied to Duplex by various manufacturers, are contained in the appropriate sections of Part 2, Volumes 2 and 3:  
  
Engine - Volume 2,  
Transmission - Volume 2,  
Drive Lines - Volume 3,  
Front Axle - Volume 3,  
Rear Axle - Volume 3,  
Steering System - Volume 3,  
Fuel System - Volume 3,  
Brake System - Volume 3,  
Electrical System - Volume 3,  
Wheels and Tires - Volume 3, and  
Miscellaneous - Volume 3  
    Bumper  
    Tow Hooks  
    Air Horn  
    Electric Wipers  
    Mirror Assembly  
    Cab Exterior  
    Exterior Cab Lights  
    Cab Interior  
    Heater Assembly  
    Air Dryer
- 3 Where several items are listed under one part number, the individual items cannot be ordered separately but must be ordered as a kit or assembly.

## INDEX

<u>GROUP NO</u>	<u>DESCRIPTION</u>	<u>GROUP NO</u>	<u>DESCRIPTION</u>
1	FRAME ASSEMBLY	17J	
2	BUMPER	K	
3	ENGINE & ACCESSORIES	L	ACCELERATOR LINKAGE
4		M	
5	HT-740 COMMON PARTS	N	
6		P	DRIVER'S SEAT
7	PROPELLER SHAFT	18	INSTRUMENTATION
	& ACCESSORIES	19	BATTERIES & CABLES
8		20	WIRING
9	FRONT AXLE & SUSPENSION	21	SINGLE AXLE TOOL KIT
10	REAR AXLE & SUSPENSION	22	
11	EXHAUST SYSTEM	23	ALTERNATOR
12	STEERING GEAR	24	HALE PUMP SUPPORT
13	FUEL SYSTEM	25	OPTIONS
14	AIR PIPING		
15			
16	RADIATOR		
17A	CAB		
B	AIR CLEANER		
C	HORN		
D	HEATER		
E	WINDSHIELD WIPERS		
F	SIDE MIRRORS		
G	WINDSHIELD WASHER		
H			



7-30-85 V.B.

DUPLEX FRAME REQUIREMENTS

D-350

REVISIONS

TRUCK SERIAL NUMBER: 35302-85  
 WHEELBASE: 230"  
 FRAME MATERIAL: ASTM-A514  
 FRAME OVERHANG: 84"  
 ENGINE INSTALLATION: 4-7605-3446  
 RAIL LENGTH: 379"  
 1st LINER LENGTH: 338" 2nd LINER LENGTH: —

OPTION:

(13-P )	FUEL PUMP	{ CRUSADER II	(1-7605-0857)	<u>YES</u>
(13-P-1)			( <del>1-7605-7381</del> )	
(25-M )	REAR SHOCKS (D-260 & D-350)		(1-7605-9067)	<u>NO</u>
0 )	REAR AUXILIARY SPRINGS		(1-7605-4484)	<u>NO</u>
	4 DR. REAR MNT'S & BATT. DRILLING	6-71T&N	(2-7605-4462)	<u>NO</u>
		ALL OTHERS	(2-7605-3519)	<u>NO</u>
(25-CP )	ADDITIONAL REAR CROSSMEMBER		(3-7605-2675)	<u>NO</u>
(25-EF )	CENTER SUCTION (STD. PROFILE)		(2-7605-6598)	<u>NO</u>
(25-EF-1)				
	GRUMMAN EXHAUST DRILLING (ALSO ALL D-450's)	(EXCEPT FOR NTC'S)	(3-7605-4223)	<u>NO</u>
	FOR W/B SHORTER THAN 178" USE	& NATURAL'S	(2-7605-4759)	<u>NO</u>
(25-EG )	REAR AXLE STOPS		(1-7605-4341)	<u>NO</u>
	8V-71N EXHAUST DRILLING	{ 170" W/B & OVER E-ONE SPECIAL { UNDER 170" W/B ALL OTHER	(5-7605-5228)	
			(5-7605-7068)	<u>NO</u>
			(4-7605-4355)	<u>NO</u>
(25-EU )	FRONT AXLE STOPS (STD. PROFILE)		(1-7605-4878)	<u>YES</u>
	CAT 3406T EXHAUST DRILLING		(1-7605-5491)	<u>NO</u>
	172" W/B AND OVER			
(25-DW )	100 GALLON FUEL TANK DRILLING		(2-7605-5686)	<u>NO</u>
	8V-92T w/4 DR, CAB (EXHAUST)		(2-7605-7324)	<u>NO</u>
	EXHAUST DRILLING		(1-7605-7864)	<u>YES</u>

Column 1 Assemblies or Reference Drawings  
 Column 2 - Subassemblies D-350 FRONT HALF  
 Column 3 - Parts FRAME COMMON PARTS  
 Code - P - Purchased ASTM-A36 & 110,000 P.S.I. w/LINER  
 F - Fabricated  
 R - Reference

Description FRAME  
 Group No. 1-J-1-K  
 Module No. \_\_\_\_\_

SHEET 1 OF 4

EM	1	2	3	Description	No. Req'd	Code	Material or Vendor
	5-7605 6040			FRAME DRILLING & COMMON PARTS		REF	230" WHEELBASE
			2-7604	FRAME RAIL	2	P	3/8 x 5 x 9 5/16 INSIDE x " LG
	ASTM-A36 ONLY		2-7604	FRAME LINER	2	P	1/4 x 3 x 9 1/4 OUTSIDE x " LG
			1-7605 3352	R.H. FILLER PLATE	1	F	3/8 x 4 1/2 x 40 7/8 LG
			1-7605 3353	L.H. FILLER PLATE	1	F	3/8 x 4 1/2 x 40 7/8
			1-7605 6935	FRAME RAIL	2	P	3/8 x 3 1/2 x 9 5/16 INSIDE x 445" LG
	110,000 PSI ONLY		2-7605 0352	FRAME LINER	2	P	1/4 x 3 x 9 1/4 OUTSIDE x 340" LG
			2-7605 3334	R.H. FILLER PLATE	1	F	3/8 x 3 1/4 x 40 7/8 LG
			2-7605 3332	L.H. FILLER PLATE	1	F	3/8 x 3 1/4 x 40 7/8 LG
	NOT USED WITH CENTER SUCTION		2-7605 3331	ASS'Y - FRONT CROSSMEMBER	1	F	
			1-7605 3329	CROSSMEMBER	1	F	1/4 x 2 x 4 RECTANGULAR TUBING x 32 3/4 LG
			1-7605 3330	END PLATE	4	F	1/4 x 2 1/2 x 3 ANGLE x 4 1/4 LG

Column 1 - Assemblies or Reference Drawings  
 Column 2 - Subassemblies  
 Column 3 - Parts

Code - P - Purchased  
 F - Fabricated  
 R - Reference

D-350 FRONT HALF  
 FRAME COMMON PARTS  
 ASTM A-36 & ASTM A-514 FRAMES  
 SINGLE AXLE - w/ LINER

Description FRAME  
 Group No. 1-J-1-K  
 Module No. \_\_\_\_\_

SHEET 3 OF 4

EM	1	2	3	Description	No. Req'd	Code	Material or Vendor
		3-7605 7826		MOUNT BRACKET - 90° MITER	1	F	
		1-7605 7824		PLATE	1	F	3/8 x 4 x 11 3/8
		1-7605 7823		FLAT	2	F	3/8 x 4 x 6 3/16
		1-7605 7825		PLATE	1	F	3/8 x 5 1/2 x 8 15/16
		3-7605 5960		STEERING GEAR SUPPORT	1	F	
		2-7605 5958		GUSSET	2	F	1/2 x 5 3/32 x 12 LG.
		2-7605 5959		PLATE	1	F	1/2 x 13 3/8 x 17 1/2 LG
		3-7605 5402		PLATE	1	F	1/2 x 7 1/4 x 9 1/2 LG
		1-7605 5961		PLATE	2	F	1/2 x 3 1/2 x 5 1/4 LG
		1-7605 5396		GUSSET	4	F	1/2 x 3 1/4 x 3 7/8 LG
		1-7605 5962		PLATE	1	F	1/2 x 5 3/32 x 7 1/2 LG
		3-7605 3458-1		FRONT R.R. SPRING BRK'T ASS'Y	1	REF.	
		1-7800 6279		BUSHING	2	P	1 <sup>in</sup> I.D. x 1 1/2 <sup>in</sup> O.D. x 3 LG. PH BRONZE
		3-7605 3458-2		FRONT R.R. SPRNG BRK'T (MACHINING)	2	P/F	MADE FROM 3-7605-3458 CASTING
		3-7605 3458		FRONT R.R. SPRING BRACKET	2	P	CASTING

Column 1 - Assemblies or Reference Drawings  
 Column 2 - Subassemblies  
 Column 3 - Parts

Code - P - Purchased  
 F - Fabricated  
 R - Reference

D-350 FRONT HALF  
 FRAME COMMON PARTS  
 ASTM A-36 & ASTM A-514 FRAMES  
 SINGLE AXLE - w/ LINER

Description FRAME  
 Group No. 1-J-1-K  
 Module No. \_\_\_\_\_

SHEET 3 OF 4

EM	1	2	3	Description	No. Req'd	Code	Material or Vendor
		3-7605 7826		MOUNT BRACKET - 90° MITER	1	F	
			1-7605 7824	PLATE	1	F	3/8 x 4 x 11 3/8
			1-7605 7823	FLAT	2	F	3/8 x 4 x 6 3/16
			1-7605 7825	PLATE	1	F	3/8 x 5 1/2 x 8 15/16
		3-7605 5960		STEERING GEAR SUPPORT	1	F	
			2-7605 5958	GUSSET	2	F	1/2 x 5 3/32 x 12 LG.
			2-7605 5959	PLATE	1	F	1/2 x 13 3/8 x 17 1/2 LG
			3-7605 5402	PLATE	1	F	1/2 x 7 1/4 x 9 1/2 LG
			1-7605 5961	PLATE	2	F	1/2 x 3 1/2 x 5 1/4 LG
			1-7605 5396	GUSSET	4	F	1/2 x 3 1/4 x 3 7/8 LG
			1-7605 5962	PLATE	1	F	1/2 x 5 3/32 x 7 1/2 LG
	3-7605 3458-1			FRONT R.R. SPRING BRK'T ASS'Y	1	REF.	
			1-7800 6279	BUSHING	2	P	1 <sup>in</sup> I.D. x 1 1/2 <sup>in</sup> O.D. x 3 LG. PH BRONZE
	3-7605 3458-2			FRONT R.R. SPRNG BRK'T (MACHINING)	2	P/F	MADE FROM 3-7605-3458 CASTING
		3-7605 3458		FRONT R.R. SPRING BRACKET	2	P	CASTING

Column 1 - Assemblies or Reference Drawings  
 Column 2 - Subassemblies  
 Column 3 - Parts  
 Code - P - Purchased  
 F - Fabricated  
 R - Reference

D-350 FRONT HALF  
 FRAME COMMON PARTS  
 ASTM-A36 or 110,000 P.S.I. FRAMES  
 ----with LINER----

Description FRAME  
 Group No. 1-J-1  
 Module No. \_\_\_\_\_

SHEET 4 OF 4

ITEM	1	2	3	Description	No. Req'd	Code	Material or Vendor
1							
2			7605-7775	FLANGE HEAD BOLT	34	P	3/4 - 16 x 1 3/4 GR. 8
3			7605-7707	FLANGE NUT	34	P	3/4 - 16 GR. 8
4			7605-7742	FLANGE HEAD BOLT	18	P	1/2 - 20 x 1 3/4 GR. 8
5			7605-7706	FLANGE NUT	18	P	1/2 - 20 GR. 8
6			7605-7758	FLANGE HEAD BOLT	14	P	5/8 - 18 x 1 3/4 GR. 8
7			7605-7705	FLANGE NUT	14	P	5/8 - 18 GR. 8
8							
9							
0							
1							
2							
3							
4							
5							
6							
7							
8							

Column 1 - Assemblies or Reference Drawings  
 Column 2 - Subassemblies  
 Column 3 - Parts

Code - P - Purchased  
 F - Fabricated  
 R - Reference

, D-350,  
 ASTM-A36 or 110,000 PSI FRAMES  
 8V-71N, TA, TAC, & 8V-92TA, TAC,  
 w/BLACKSTONE RADIATOR & HT-740 TRANS.

Description ENGINE INST'L  
 Group No. 1-J-2  
 Module No. 4-7605-3446

SHEET 1 OF 2

ITEM	1	2	3	Description	No. Req'd	Code	Material or Vendor
1	4-7605-3446			ENGINE INSTALLATION	1	REF.	
2							
3			2-7605 3775	RADIATOR MOUNT	2	P	WILKOF & MORRIS
4							
5		2-7604 3555		FRONT ENGINE MOUNT	1	F	
6			1-7604 1585	SLEEVE	2	F	1 3/4 I.D. x 2 1/4 O.D. x 15/16 LG.
7			1-7604 3556	CHANNEL - ENGINE MOUNT	1	F	4 x 7 1/2 #/ft CHANNEL x 26 LG.
8			2-7804 7061	ANGLE	2	F	1/2 x 3 x 4 ANGLE x 5 LG.
9			1-7810 1688	GUSSET	2	F	3/8 x 2 x 4 LG
0							
1							
2							
3		3-7605 0192		BELLY BAND	1	F	
4			1-7810 1844	GUSSET	4	F	1/4 x 1 1/2 x 3 LG.
5			1-7605 0193	FLAT	2	F	1/2 x 2 1/4 x 10 LG.
6			1-7605 0377	SIDE PLATE	2	F	1/2 x 7 x 9 1/4 LG.
7			2-7604 2603	TUBING	1	F	1 3/4 O.D. x 1 5/16 I.D. x 50 3/8 LG. C.D. <sup>SEAM</sup> -LESS
8							

Column 1 - Assemblies or Reference Drawings  
 Column 2 - Subassemblies  
 Column 3 - Parts

Code - P - Purchased  
 F - Fabricated  
 R - Reference

D-350,  
 ASTM-A36 or 110,000 PSI FRAMES  
 8V-71N, TA, TAC, 7 8V-92TA, TAC,  
 w/BLACKSTONE RADIATOR & HT-740 TRANS.

Description ENGINE INST'L  
 Group No. 1-J-2  
 Module No. 4-7605-3446

SHEET 2 OF 2

ITEM	1	2	3	Description	No. Req'd	Code	Material or Vendor
1	NOT REQ'D	2-7605 0420		REINFORCEMENT PLATE	2	F	1/4 x 14 1/8 x 24 LG.
2	W/LINER	1-7808 0430		SPACER	2	F	1/4 x 2 x 5 LG.
3							
4		7605- 7742		FLANGE HEAD BOLT	4	P	1/2 - 20 x 1 3/4 LG. GR.8
5		7605- 7706		FLANGE NUT	4	P	1/2 - 20 GR.8
6		8820- 1536		HEX. HD. CAP SCREW	8	P	3/8 - 24 x 1 1/2 LG. GR.8
7		7603- 1471		HARD WASHER	8	P	3/8 SIZE
8		8850- 1306		HEX NUT	8	P	3/8 - 24 GR.8
9		7605- 7776		FLANGE HEAD BOLT	8	P	3/4 - 16 x 2 LG. GR.8
0		7605- 7707		HEX NUT	8	P	3/4 - 16 GR. 8
1							
2							
3							
4							
5							
6							
7							
8							

Column 1 - Assemblies or Reference Drawings  
 Column 2 - Subassemblies  
 Column 3 - Parts

RS - SA - 340 SUSPENSION

RS-SA - 340  
 Description SUSP. INST'L  
 Group No. 1-L  
 Module No. 5-7605-3890

Code - P - Purchased  
 F - Fabricated  
 R - Reference

SHEET 1 OF 1

TEM	1	2	3	Description	No. Req'd	Code	Material or Vendor
1	5-7605 3890			RS-SA-340 INSTALLATION	1	REF.	
2							
3			3-7605- 3888	END PLATE	2	F	
4							
5			3-7605- 1018	CROSSMEMBER	1	F	1/4 x 12 1/8 x 32 1/4 LG. MILD STEEL
6							
7			3-7808 0584	CROSSMEMBER	1	F	1/4 x 12 1/8 x 32 1/4 LG. MILD STEEL
8							
9			1-7605 0055	SPACER	8	F	5/8 x 1 1/2 x 1 1/2 MILD STEEL
10							
11			8820- 1597	HEX HD. CAP SCREW	28	P	5/8 - 18 x 2 1/4 LG. GR. 8
12			7601- 7822	HARD WASHER	28	P	5/8 - SIZE
13			8850- 1310	HEX NUT	28	P	5/8 - 18 GR. 8
14			7605- 7776	FLANGE HEAD BOLT	12	P	3/4 - 16 x 2 LG. GR. 8
15			7605- 7707	FLANGE NUT	12	P	3/4 - 16 GR. 8
6			7605- 7741	FLANGE HEAD BOLT	2	P	1/2- 20 x 1 1/2 GR. 8
7			7605- 7706	FLANGE NUT	2	P	1/2- 20 GR. 8
8							



Column 1 - Assemblies or Reference Drawings  
 Column 2 - Subassemblies  
 Column 3 - Parts

Code - P - Purchased  
 F - Fabricated  
 R - Reference

D-350 - U.S. ARMY (THIBAUT)  
 18<sup>in</sup> BUMPER EXTENSION  
 TOW HOOKS ABOVE BUMPER - NO STONEGUARD  
 (DUAL STEERING GEARS)

Description 18' BUMPER EXT.  
U.S. ARMY (THIBAUT)  
 Group No. 2-E-1 4  
 Module No. \_\_\_\_\_

SHEET 1 OF 1

ITEM	1	2	3	Description	No. Req'd	Code	Material or Vendor
1							
2		3-7605 6663		L.H. BUMPER EXTENSION ASS'Y	1	F	
3			4-7605 6664	L.H. BUMPER EXTENSION	1	F	3/8 x 11 9/16 x 53 1/2 MILD STEEL
4			1-7605 6665	GUSSET	2	F	3/8 x 2 x 3 1/8 MILD STEEL
5		1-7605 8276		L.H. BUMPER EXT. ADDITIONAL DRILLING	1	REF	REQUIRED WITH TOW HOOKS ABOVE BUMPER
6							
7		3-7605 6713		R.H. BUMPER EXTENSION ASS'Y	1	F	
8			4-7605- 6714	R.H. BUMPER EXTENSION	1	F	3/8 x 11 9/16 x 53 1/2 MILD STEEL
9			1-7605 6665	GUSSET	2	F	3/8 x 2 x 3 1/8 MILD STEEL
10		1-7605 8275		R.H. BUMPER EXT. ADDITIONAL DRILLING	1	REF.	REQUIRED WITH TOW HOOKS ABOVE BUMPER
11							
12			7605- 7775	FLANGE HEAD BOLT	8	P	3/4 - 16 x 1 3/4 LG. GR. 8
13			7605- 7707	FLANGE NUT	8	P	3/4 - 16 GR. 8
14							
15							
16							
17							
18							

Column 1 - Assemblies or Reference Drawings  
 Column 2 - Subassemblies  
 Column 3 - Parts

D-350

Code - P - Purchased (L.T.I.) LADDER SUPPORT  
 F - Fabricated  
 R - Reference

Description LADDER SUPPORT

Group No. 1-N

Module No. \_\_\_\_\_

SHEET 1 OF 2

TEM	1	2	3	Description	No. Req'd	Code	Material or Vendor
1	1-7605 3708			LADDER SUPPORT DRILLING	1	REF.	
2							
3	5-7605 4590			LADDER SUPPORT INSTALLATION	1	REF.	
4		3-7605 4588		R.H. LADDER SUPPORT ASS'Y	1	F	
5			1-7605 4570	PLUG	1	F	2 1/2 x 3 1/2 x 8 LG. MILD STEEL
6			1-7605 4111	GUSSET	1	F	1/2 x 2 1/4 x 6 LG MILD STEEL
7			1-7605 3712	GUSSET	1	F	1/2 x 2 1/4 x 6 LG. MILD STEEL
8			1-7605 4585	TUBE	1	F	1/4 wall x 3 x 4 RECT. TUBING x 44.5 LG.
9			2-7605 4188	ANGLE SUPPORT	1	F	1/2 MILD STEEL
10		3-7605 4589		L.H. LADDER SUPPORT ASS'Y	1	F	
11			1-7605 4570	PLUG	1	F	2 1/2 x 3 1/2 x 8 LG. MILD STEEL
12			1-7605- 4111	GUSSET	1	F	1/2 x 2 1/4 x 6 LG. MILD STEEL
13			1-7605 3712	GUSSET	1	F	1/2 x 2 1/4 x 6 LG MILD STEEL
14			1-7605- 4585	TUBE	1	F	1/4 wall x 3 x 4 RECT. TUBING x 44.5 LG.
15			2-7605 4189	ANGLE	1	F	1/2 MILD STEEL
16							
17			1-7605 4127	ANGLE SUPPORT	2	F	1/8 x 1 1/2 x 1 1/2 ANGLE x 22 1/2 LG.
18							

Column 1 - Assemblies or Reference Drawings  
 Column 2 Subassemblies  
 Column 3 Parts

Description LADDER SUPPORT  
 Group No. 1-N  
 Module No. \_\_\_\_\_

Code - P - Purchased  
 F - Fabricated  
 R - Reference

D-350,  
 (L.T.I.) LADDER SUPPORT

SHEET 2 OF 2

TEM	1	2	3	Description	No. Req'd	Code	Material or Vendor
1							
2			7605- 7743	FLANGE HEAD BOLT	8	P	1/2 - 20 x 2 LG. GR. 8
3			7605- 7706	FLANGE NUT	8	P	1/2- 20 GR. 8
4							
5							
6							
7							
8							
9							
10							
11							
12							
13							
14							
15							
16							
17							
18							

Column 1 - Assemblies or Reference Drawings  
 Column 2 - Subassemblies  
 Column 3 - Parts

D-350

Code - P - Purchased  
 F - Fabricated  
 R - Reference

SLAVE GEAR BRACKET INSTALLATION

Description SLAVE GEAR BRKT INS  
 Group No. 1-7  
 Module No. 3-7605-8068

SHEET 1 OF 1

ITEM	1	2	3	Description	No. Req'd	Code	Material or Vendor
1	3-7605 8068			SLAVE GEAR BRACKET INSTALLATION	1	REF.	
2							
3		3-7605 5960		STEERING GEAR SUPPORT	1	F	
4			2-7605 5958	GUSSET	2	F	1/2 x 5 3/32 x 12 MILD STEEL
5			2-7605 5959	PLATE	1	F	1/2 x 13 3/8 x 17 1/2 MILD STEEL
6			3-7605 5402	PLATE	1	F	1/2 x 7 1/4 x 9 1/2 MILD STEEL
7			1-7605 5961	PLATE	2	F	1/2 x 3 1/2 x 5 1/4 MILD STEEL
8			1-7605 5396	GUSSET	4	F	1/2 x 3 1/4 x 3 7/8 MILD STEEL
9			1-7605 5962	PLATE	1	F	1/2 x 5 3/32 x 7 1/2 MILD STEEL
10							
11			7605- 7758	FLANGE HEAD BOLT	7	P	5/8 - 18 x 1 3/4 LG. GR.8
12			7605- 7705	FLANGE NUT	7	P	5/8 - 18 GR. 8
13							
14	1-7605 4878			FRONT AXLE STOP DRILLING		REF.	
15							
16							
17							
18							

ALL LEVELS  
SORTED BY MODEL NUMBER  
COPY 1 OF 2

35302-305-85

PIERRE THIBAUT, US ARMY

PC: 0

LEVEL	INVENTORY #	DESCRIPTION	QUANTITY U/M
1	7605-9145	8V-92TA ENGINE SPEC.	1 00
2			
2	*****	FIRE APPARATUS CHASSIS *****	
2		DETROIT DIESEL ENGINE 8087-7840	
2		404 DHP SAE @ 2, 100 RPM	
2		1143 LB. FT. TORQUE @ 1,300 RPM	
2			
2	S-L4077	PRICE FOR 400HP AUTO	1.00
2	6A-1-547	BLK CYL 095LNR 250 AFTCLR	1.00
2	6A-1A-219	DRN AIR 2CHK VLV R&L RR	1.00
2	6A-1C-79	PLT CYLBLK END IJ/O ACSRY	1.00
2	6A-5-211	BRKT LFTR IFRT2RRHDMT JAC	1.00
2	6B-781	HSG FLYWHL 1STLSIHI RH	1.00
2	6B-1-77	CVR FLYHSG 35M 2LRG DISH	1.00
2	6C-2-173	DMP VID THKFLGSGLVISC	1.00
2	6C-3-1008	PLT FLEX ALSN 4&500 T/C	1.00
2	6D-414	PISTON & CONN ROD 17 TO 1	1.00
2	6E-224	PAN OIL 17o RR SUMP 1/2	1.00
2	6F-1-270	PUMP OIL&LWR FRT CVR WIDE	1.00
2	6F-2-33	REF OIL PRESS&RLF VLV	1.00
2	60-1-305	SYS OIL DIST 17o RR SUMP	1.00
2	6G-3-1032	CLR OIL ENG 24PLTTHERMATI	1.00
2	60-4-978	OIL 31.-29.04-1.44-26.04	1.00
2	6G-5-701	FLTR LUDOIL SPINON SGLCAN	1.00
2	6H-909	BTHR ENG&RKRCVR R&LBHD	1.00
2	6K-1-1586	FAN 32 8 D00912 G3W50	1.00
2	61k-1A-187	PUL CRSHF D00750 G3W150	1.00
2	61&-IB-191	BELT FAN 05140787 W50 3	1.00
2	6K-2-311	PUMP WAT8923755 VERTINL	1.00
2	6K-3A-251	TUB WAT BYPASS MAR&TRK	1.00
2	6-K-3B-357	HSGcTHERM (180) WEIRANPW	1.00
2	6L-587	MANIF EXH 8V711(92TI(TA	1.00
2	6M-4-178	PUMP FUEL STMP T* LH 1/4	1.00
2	6r-6-572	INJ 9A80 5229620 9 HOLE	1.00
2	6M-7-400	BLO 8926408 u/TACH	1.00
2	6M-7C-1067	TURB 1'V8511 1-39A/R AFTCL	1.00
2	6M-8-66	CONN FUEL JACOBS VL BRK	1.00
2	6M.-9-1522	FLTR&HOSESMTW/P1P STNRS-L	1.00
2	6M-10-1216	HSGAIR INC 2PC NOSHTDWLN	1.00
2	6N-1-1272	LSRS O4NLY GOV CC;'IT	1.00
2	6N-3-466	CONT INJ .078THROTDLY	1.00
2	6N-4-2785	GOV LIM SPD SGLWT AIR OP	1.00
2	6Q-486	MT ENG FRT TRUN-SUPT&CAP	1.00

XPLODED REPO  
ALL LEVELS  
SORTED BY MODEL NUMBER  
COPY 1 OF 2

35302-305-85

PIERRE THIBAUT, US ARMY

PC: 0

LEVEL	INVENTORY #	DESCRIPTION	QUANTITY U/M
2	6T-NONE	1.00	
2	6X-1A-487	TRAIN GEAR 1.95:1 CODEO	1.00
2	6X-1B-635	CAMSHF 4VLV CODEU4 RH ROT	1.00
2	6X-3-161	MECH VLV&INJOPER4VLVHDNO	1.00
2	6X-3A-541	CVRVLVRIKRDC IN/FICe&DTHR1W	1.00
2	6X-4-382	FOR CUST FURN COMIPRS MT 1	1 00
2	6X-4-511	DRIV&ATCH PTS HYD PMP rIT2	1.00
2	6Y-1-2531	BRKT&PUL&REG.STRAP MT 3	1.00
2	6Y-2A-494	MTR START 12V CW OCINS HI	1.00
2	8C-581	FLGC&CLA TURBEXHOTLT	1.00
2	123-1501	DRIV TACH191DDADCHGRO	1.00
2	12J-1646	SWTCH GOV DUF&HARN JACDRK	1.00
2	14B-7-406	PLT t4NAFED 1985 8V92TA	1.00
2	16P-D-64	SKID DOMESTIC WOODD 6F8V71	1.00
2	53T-5-42	SPEC PA RED FAST DRY	1.00
2	57T-1-4	SPEC PREP ENG SIX MONTHS	1.00
2			
2			
1	7605-0108	23019276 HT-740D	1.00 EA
1	7605-6258	FL-941,G X-70	1.00 EA
1	7605-4114	U-170 PX99,4.88	1.00 EA
1	7605-3797	8825-55 SUSP RS-S-340	1 00 EA
1	7605-3696	28126 22 5X12.25 WHEEL	2.00 EA
1	7611-2697	25668 (20X8.0) WH-EEL ASSY	4.00 EA
1	7605-6722	165R22 5, 18PR,0165 TL	2 00 EA
1	7605-0871	12.00 R 20 XM+S4 18 PR	4.00 EA
1	2-D-3	SPECIAL BUMPER REINFORCED	1.00
2	7605-1489	STAINLESS STEEL BUMPER	1.00 EA
2	7605-8277	BUMPER BRACKET ASSY	1.00 EA
2	8852-1408	1/2-20 LOCKNUT	4.00 EA
2	8856-1111	1/2FLATWASHER HARDENED	4.00 EA
2	7605-1668	1/2-13xl 1/2 SS POLT(CP)	4 00 EA
2	7605-7706	414087C1 1/2-20 FLNG NUT	6.00 EA
2	7605-7741	414052C11/2-20X1 1/2	6.00 EA
2	7605-4282	CROSSILEMBER-THIBAUT	1.00 EA
1	3-B-J	8VT ENGINE	1.00
2	8871-1252	3/8 PIPE PLUG(STEEL)BLK	2.00 EA
2	8820-1033	3/8-16x3/4" HHCS	1.00 EA
2	8820-1050	7/16-14x1" HHCSR8	1.00 EA
2	8855-1011	3/8 LOCIKWASHER CAD	6.00 EA
2	8855-1012	7/16 LOCKWASHER	2.00 EA
2	8820-1036	3/8-16xl 1/4" HHCS CAD	4.00 EA
2	8820-1066	1/2-13x1 1/4" HHCS GR 8	4.00 EA
2	7601-7020	3/8-16 X 4 1/2 HHCS	1.00 EA.
2	8967-1187	2012 3/4 HOSECLAMP	4.00 EA

EXPLODED REPO  
ALL LEVELS  
SORTED BY MODEL NUMBER  
COPY 1 OF 2

35302-305-85

PIERRE THIBAUT, US ARMY

PC: 0

LEVEL	INVENTORY #	DESCRIPTION	QUANTITY U/M
1	7605-9145	8V-92TA ENGINE SPEC	1 00 EA.
1	7605-9145	8V-92TA ENGINE SPEC	1 00 EA.
2	7604-6678	N-7205-D AIR COMPRESSOR	1.00 EA
2	7601-6201	#236170-GASKET	1.00 EA.
2	7603-2025	#5104506 GASKET	1.00 EA
2	7810-3609	232761 DISCHARGE FITTING	1.00 E
2	7811-3052	1042-25900-06 PRES STAT	1.00 EA
2	7601-2219	#236577-GOVERNOR GASKET	1.00 EA.
2	7601-2218	#204820-GASKET	1.00 EA.
2	7604-6679	#100783-A AIR CLEANER	1.00 EA
2	7810-3573	275933 AIR GOVERNOR	1.00 EA
2	7605-1891	HOSE ASSY	1.00 EA
3	7605-0486	30682-4-4 1/4T, 7/16 THD	2.00 EA
3	7605-1539	#1006 HOSE CLAMP	2.00 EA
3	7610-1777	821-4 1/4" HOSE	11.54 FT.
2	7604-1485	FG1615HJJ0480 HOSE	1.00 EA
2	7604-7570	HOSE ASSY	1.00 EA
3	7602-7312	30682-8-8 1/2T, 3 1/4 THD	2.00 EA
3	7610-1781	821-8 1/2" ID HOSE	1.93 FT.
2	7604-7571	HOSE ASSY	1.00 EA
3	7602-7312	30682-8-8 1/2T, 3 1/4 THD	2.00 EA
3	7610-1781	821-8 1/2" ID HOSE	1.10 FT.
2	7605-7543	HOSE ASSY	1.00 EA
3	8127-7130	30682-4-4B1/4" BRASS	2.00 EA
3	7610-1777	821-4 1/4" HOSE	2.47 FT.
3	7605-1539	#1006 HOSE CLAMP	2.00 EA
2	7605-2101	212T-2-2 BRANCH TEE	1.00 EA
2	8871-2107	0101-2-2 MALE NIPPLE	1.00 EA
2	8874-3010	0103-4-4 MALE CONNECTOR	1.00 EA
2	8874-3072	2103-8-8 1/2X1/2T 90oJIC	2.00 EA
2	8874-3041	2103-2-4 1/8X1/4T 90o JIC	2.00 EA
2	8820-1023	5/16"-18 X 1 3/4" HHCS	2.00 EA
2	8820-1028	5/16-18x3" HHCS	2.00 EA
2	8820-1019	5/16-18x7/8" HHCS	2.00 EA
2	8820-1067	1/2-13x1 1/2"HHCS GR8 CAD	5.00 EA
2	8855-1013	1/2 LOCKWASHER	5.00 EA
2	8855-1010	5/16 LOCKWASHER	6.00 EA
2	8407-1251	301370 AIR VERNT	1.00 EA
2	7605-5312	323 098 W TEMP SENDER	1.00 EA
2	7605-5309	360 009 ENG OIL PR SENDER	1.00 EA
2	8874-3003	0103-6-8 3/8NPTX3/4 JIC	1.00 EA
2	8874-3044	2103-6-8 3/8X1/2T 90oJIC	4.00 EA.
2	7604-3252	5135308 CHECK VALVE	1.00 EA.
2	7605-0244	269HB-10-6 HOSE BARD	1.00 EA
2	7604-4244	2491FHD-8-4 ELBOW	1.00 EA
2	8874-3043	2103-4-6 1/4X3/8T 90oJIC	2.00 EA
2	7601-8899	#V404P-10-6 VALVE	2.00 EA
2	7605-1101	012T-6-6 STREET TEE	1.00 EA

EXPLODED REPO  
ALL LEVELS  
SORTED BY MODEL NUMBER  
COPY 1 OF 2

35302-305-85

PIERRE THIBAUT, US ARMY

PC: 0

LEVEL	INVENTORY #	DESCRIPTION	QUANTITY U/M
1	7605-9145	8V-92TA ENGINE SPEC.	1 00
2	8871-2033	3102-06-06 3/8-45oST. EL.	1.00 EA
2	8871-2015	2102-12—12 3/4-900ST. EL	1.00 EA
2	7605-0265	#186101-12-16S FITTING	1.00 EA
2	7808-0683	SUPPORT STRAP	1.00 EA
2	7810-6316	BRACKET, FUEL FILTERS	1.00 EA
2	7605-1864	HOSE	1.00 EA
3	7602-7311	30682-6-6 FITTING	1.00 EA
3	7605-1859	36982-6-6 SWIVEL ELBOW	1.00 EA
3	7610-1779	821-6 3/8" ID HOSE	4.16 FT
2	7604-4172	HOSE (DUPLEX)	1.00 EA
3	7602-7311	30682-6-6 FITTING	1.00 EA
3	7602-7514	32882-6-6 SWIVEL	1.00 EA
3	7610-1779	821-6 3/8" ID HOSE	2.87 FT
2	7604-4173	HOSE (DUPLEX)	1.00 EA
3	7602-7312	30682-8-8 1/2T,3 1/4 THD	1.00 EA
3	7604-4243	32882-8-8B SWIVEL	1.00 EA
3	7610-1781	821-8 1/2" ID HOSE	3.44 FT
2	7605-6113	ACCELERATOR BRACIKET ASSY.	1 00 EA
2	8874-3074	2103-6-10 3/8X5/8T 900oJIC	1.00 EA
2	8871-2013	2102-6-6 3/8 ST. EL 900	1.00 EA
2	7605-0478	0202-4-6 PIPE CONN	1.00 EA
2	8871-1383	1/2X3/8 BUSHING BLK	2.00 EA
2	7604-3744	FLAT	1.00 EA
2	8874-3044	2103-6-8 3/8X1/2T 90oJIC	1.00 EA
2	7810-5075	HOSE	1.00 EA
3	7610-1777	821-4 1/4" HOSE	1.42 FT
3	7605-0486	30682-4-4 1/4T, 7/16 THD.	2.00 EA
3	7605-1539	#1006 HOSE CLAMP	2.00 EA
2	8871-1380	1/4X1/8 BUSHING BLK. STEEL	1.00 EA
2	7605-5790	81-16 HOSE	2.50 FT
2	7605-5791	0688-16-16 SWIVEL FITTING	2.00 EA
2			
2	7605-7302	K3110606-10-10-12-182"	1.00 EA
2	7604-8728	2024 HOSE CLAMP	2.00 EA
2	8821-1072	3/8-16X1 1/4 SOCK. HD.SCRW	2.00 EA
2	7605-5850	ADAPTER RING	1.00 EA
2	7605-5087	91410A 4 QT. RESERVOIR	1.00 EA
2	7605-5256	V20F-1S13S-1C8H 11 PUMTP	1.00 EA
2	7605-5758	2062-20-16S FITTIN-	1.00 EA
2	7605-5756	3103-16-16 FITTINIG	1.00 EA
2	7605-5757	2503-8-10 FITTING	1.00 EA
2	7602-7312	30682-8-8 1/2T, 3 1/4 THD	2.00 EA
2	7610-1781	821-8 1/2" ID HOSE	14.00 FT.
2	7602-7312	30682-8-8 1/2T,3 1/4 THD	1.00 EA
2	7610-1781	821-8 1/2" ID HOSE	9.93 FT
2	8856-1147	3103-8-8 45 MALE FITTING	1.00 EA



EXPLODED REPO  
ALL LEVELS  
SORTED BY MODEL NUMBER  
COPY 1 OF 2

35302-305-85

PIERRE THIBAUT, US ARMY

PC: 0

LEVEL	INVENTORY #	DESCRIPTION	QUANTITY U/M
2	8866-2067	2503-12-12 ST.O-RINO CONT	1.00 EA
1	7605-9145	8V-92TA ENGINE SPEC.	1 00
2	7605-6000	30682-12-12(JIC)37oSW'IVEL	2.00 EA
2	7605-600	1821-12 HOSE	1.60 FT
2	7605-600	23103-8-12 45or1ALE ELBOW	1.00 EA
2	7605-4338	RESERVOIR BRKT. ASSY.	1.00 EA
2	7604-4170	HOSE (DUPLEX)	1.00 EA
3	7602-7312	30682-8-8 1/2T,3 1/4 THD	2.00 EA
3	7610-1781	821-8 1/2" ID HOSE	4.08 FT.
2	7800-7107	#A-047641 THROTTLE SWIVEL	1.00 EA
2	8125-0113	CB-1124-5 RUBBER MOUNT	2.00 EA
2			
2			
2			
2			
2			
1	5-A	HT-740 COMMON PARTS	1.00
2	7605-1061	TRANS. FILLER TUBE	1.00 EA
2	7605-1735	41685 DIPSTICK	1.00 EA
2	7810-3845	S-1733-1500 BACK-UP SW.	1.00 EA
2	7604-3562	#23011921 SWJITCH	1.00 EA
2	7604-3307	CL-13 CLAMP	1.00 EA.
2	8820-1033	3/8-16x3/4" HHCS	3.00 EA
2	8850-1006	3/8-16 HEX NUT CAD	3.00 EA
2	e855-1011	3/8 LOC'WASHER CAD	3 00 EA
2	7605-5313	323 050 TRANS TEMP SENOER	1.00 EA
2	7604-3566	59004-1 CONN. KIT HT 740	1.00 EA
2	7604-4674	25036561 OIL TETR.P. S'WITCH	1.00 EA
2	8866-2069	2503-16-16 VITON "O"RING	1.00 EA
2	7605-2102	STRAP	1.00 EA
2	7604-5718	#6883241 LOCK-UP KIT	1.00 EA
2	7605-2083	SUPPORT BRACKET	1.00 EA
2	8820-1096	5/8-11 x 1 3/4" HHCS	1.00 EA
2	8850-1010	5/8-11 HEX NUT	1.00 EA
2	6855-1015	5/8 LOCKIWASHER	1.00 EA
2	7601-3581	#02-1/4x3/4x1-1/4 U-BOLT	1.00 EA
2	8850-1004	1/4-20 NUT	2.00 EA
2	8855-1009	1/4" LOCKWASHER CAD	2 00 EA
2	E871-2012	2102-4-4 FITTING	1.00 EA
1	5-A-6	OIL-FILTER-6V, 8V,350	1.00
2	7605-5580	25010595 OIL FILTER ASSY.	1.00 EA
2	7604-4406	10416U-616616-03050	1.00 EA
2	7604-4405	K4110606-16-16-16-52.00	1.00 EA
2	8866-1154	3103-12-16 MALE ELBOW	1.00 EA
2	8866-2069	2503-16-16 VITON "O"RING	2.00 EA
2	8874-3077	2103-12-16 3/4X1T 900 JIC	1 00 EA

EXPLODED REPO  
ALL LEVELS  
SORTED BY MODEL NUMBER  
COPY 1 OF 2

35302-305-85

PIERRE THIBAUT, US ARMY

PC: 0

LEVEL	INVENTORY #	DESCRIPTION	QUANTITY U/M
1	7605-9145	8V-92TA ENGINE SPEC.	1 00
2	8871-2015	2102-12-12 3/4-90oST. EL.	1.00 EA
2	8820-1037	3/8 16 X 1 1/2" HHCS	4.00 EA
2	7603-1471	3/8" X 1 HARD FLATWASHER	4.00 EA
2	8852-1206	3/8 16 STOVER LOCKNUT	4.00 EA
2	7605-5579	TRANS. OIL FILTER BKT	1.00
2	PLATE	(1) 7605-5578	
2	MOUNTING PLT (1)	7605-5577	
2	B820-1095	5/8-11x1 1/2" HHCS GR 8	2.00 EA
2	8855-1015	5/8 LOCKWASHER	2.00 EA
1	5-D	TRANS. MTS. HT-740 8V	1.00
2	7605-2472-1	TRANS. SUPPORT, R.H.	1.00 EA
3	7605-2472	TRANS SUPPORT CASTING	1.03 EA
3	7605-2472-1L	NOLAN LABOR	1.00 EA
2	7605-2472-2	TRANS. SUPPORT, L.H.	1.00 EA
3	7605-2472	TRANS. SUPPORT CASTING	1.00 EA
3	7605-2472-2L	0NOLAN LABOR	
		1.00 EA	
2		REF. TRANS. SUPPORT REWORK 2-7605-4943	
2			
2	8125-0113	CB-1124-5 RUBBER MOUNT	4.00 EA
2	7605-0490	3"xS/8"x 1/8" SHIM	2.00 EA
2	7605-0489	3"x5/8"x1/16" SHIM CAD	2.00 EA
2	7605-0491	3"x5/8"x3/32" SHIM	2.00 EA
2	7605-0507	3"x5/8"x3/16" SHIM (CAD)	2.00 EA
2	8820-1096	5/8-11 x 1 3/4" HHCS	12.00 EA
2	8855-1015	5/8 LOCKWASHER	16.00 EA
2	8820-1605	5/8-18 X 4 1/2 HEX DOLT	4.00 EA
2	8850-1310	5/8-18 HEX NUT	12.00 EA
1	5-F-1	TRANS LOOSE-6V, BV-350	1.00
2	7605-4179	55056-2743 SHIFT CONTROL	1.00 EA
2	7604-3573	2235-82" MODULATOR	1.00 EA
2	7604-3381	49001 CABLE CLAMP	1.00 EA
2	7604-3382	#A21600 BRACKET	1.00 EA
2	8930-2195	10-32X5/8 SLOTTED M/S	2.00 EA
2	8850-1613	10-32 HEX NUT CAD	2.00 EA
2	8855-1007	10 LOCKWASHERCAD	2.00 EA
2	8820-1501	1/4-28 X 5/8 HHCS	2.00 EA
2	8850-1304	1/4-28 HEX NUT	2.00 EA
2	7605-0037	#5158432 CONTROL LEVER	1.00 EA
2	8820-1005	1/4-20 X 1 HHCS	1.00 EA
2	8856-1009	3/4 FLATWASHER	3.00 EA
2			
2	7605-6118	50452-2 SLIP LINK	1.00 EA
2	8856-1107	1/4 SAE FLATUSHER CAD PLT	1.00 EA
2	8850-1617	1/4-28 HEX NUT	1.00 EA
2	8863-1317	1/8X3/4 COTTER PIN	1.00 EA

EXPLODED REPO  
 ALL LEVELS  
 SORTED BY MODEL NUMBER  
 COPY 1 OF 2

35302-305-85

PIERRE THIBAUT, US ARMY

PC: 0

LEVEL	INVENTORY #	DESCRIPTION	QUANTITY U/M
2			
2			
2			
2			
2			
2			
1	5-0-1	8V-HT740 COOLING HOSE	1.00
2	7605-0435	K4110606-16-16-16-65.00	1.00 EA
2	7605-0436	K4110606-16-16-16-100.00	1.00 EA
2	8874-3077	2103-12-16 3/4X1T 900 JIC	1.00 EA
2	8874-3032	0103-12-16 FITTING	1.00 EA
2	8871-2111	0101-12-12 MALE NIPPLE	1.00 EA
2	8871-1064	3/4 FEMIALE 450 ELBOW DLK.	1.00 EA
1	7-118	1710 AUTO HALE	1.00
2	7604-3359	6-1-4541 COMPANION FLANGE	1.00 EA.
2	7605-0397	912669-230 PROP SHAFT	1.00 EA
2	7806-0048	6-2-749 FLANGE YOKE	1.00 EA
2	7803-9985	6-73-220 FLANGE BOLT	24.00 EA
2	7605-0023	500357-11 LOCKWASHER	24.00 EA
2	7605-0024	231421-3 NUT 3/8-24	24.00 EA
2	7605-4135	911592 w "A" DIM=32"	1.00 EA
2	7605-5915-57	911577 w "A" DIM=57"	1.00 EA
2	7804-7554	CENTER BEARING SUPT.	1.00 EA
2	7605-4166	ANGLE-CENTER BEARING	1.00 EA
2	8820-1071	1/2-13x2 1/2" HHCS	4.03 EA
2	8850-1008	1/2-13 HEX NUT GR.8 CAD	4.00 EA
2	8855-1013	1/2 LOCKWASHER	4.00 EA
2	7611-8379	230323 LOCK PLATE	4.00 EA
2	7611-8381	6-73-109 CAP SCREW	8.00 EA
2			
2			
2			
2			
1	9-G	FR.AXLE FL-931 D-450	1.00
2			
2	REF.	AXLE MOD.CAST WHEELS ONLY	
2	REF.	AXLE MOD.DISC WHEELS ONLY	
2			
2	7605-5501	7EP2005 SENSOR	1.00 EA
2	7605-5502	EK270 RUBBER BOOT	1.00 EA
2	7605-5569	SENSOR BRACKET	1.00 EA
2	7601-7822	5/8 HARDENED FLATWASHER	2.00 EA.
2	8820-1103	5/8-11x3 1/2" HHCS	2.00 EA
2	7604-6213	MILITARY WRAP SPRING	2.00 EA
2	7605-5487	SPRING SEAT ASSY.	2.00 E
2		SPRING SEAT 2-7605-5486 (2)	

EXPLODED REPO  
ALL LEVELS  
SORTED BY MODEL NUMBER  
COPY 1 OF 2

35302-305-85

PIERRE THIBAUT, US ARMY

PC: 0

LEVEL	INVENTORY #	DESCRIPTION	QUANTITY U/M
2		EAR	1-7605-5485 (4)
2	7605-4350	SPACER	1.00 EA
2	7804-4916	DOWEL PIN	2.00 EA
2	7801-7734	FRONT CLIP SEAT	2.00 EA
2	7810-1645	U-BOLT	4.00 EA
2	8856-1115	3/4 FLATWASHER HARDENED	8.00 EA
2	8850-1312	3/4-16 HEX NUT(BLACK) GR8	16.00 EA
2	7604-7389	SPRING SHACKLE	4.00 EA
2	7605-3102	SO 3341 FRONT SPRING PIN	6.00 EA
2	7605-0501	3/8-24X5 1/2" HHCS	4.00 EA
2	6850-1306	3/8-24 HEX NUT(FINISHED)	4.00 EA
2	8855-1011	3/8 LOCKWASHER CAD	4.00 EA
2	8820-1056	7/16-14x2 1/2" HHCS	10.00 EA
2	8850-1007	7/16-14 HEX NUT	10.00 EA
2	8856-1110	7/16 FLATWASHER	10.00 EA
2	8867-1022	1613-B 1/8 NPT LUBE FIT.	6.00 EA
2	7605-4542	GREASE CAPS (RED)	6.00 EA
2	7605-2508	SHOCK MOUNT BRACKET	2.00 EA
2	7604-3371-	59024 -SHOCK ABSORBER	2.00 EA
2	7605-6022	SO 3342 MTG STUD3/4X3-1/2	4.00 EA
2	7601-7822	5/8 HARDENED FLATWASHER	4.00 EA.
2	8820-1067	1/2-13x1 1/2"HHCS GR8 CAD	4.00 EA
2	8856-1111	1/2 FLATWASHER HARDENED	4.00 EA
2	8850-1008	1/2-13 HEX NUT GR.8 CAD	4.00 EA
2	7605-5505	5/8 STANDARD FLATWASHER	4.00 EA
2	8852-1110	5/8-18 STOVER LOCK NUT	8.00 EA
2	7605-8396	TUBING	4.00 EA
1	10-BC	U-170 w/RS-SA-340 SUSP.	1.00
2	7605-1537	#3036079 SPRING BRAKE	2.00 EA
2	7605-4123	ANGLE-SUSPENSION	2.00 EA
1	11-Y	EXHAUST 8V-92T	1.00
2	7604-7356	U-510L 90o EXHAUST INLET	1.00 EA
2	7811-2674	900 EXHAUST ELBOW	1.00 EA
2	7605-3262	5" ID SS FLEX TUBE x 26"	1.00 EA
2	7605-0043	#TSC500 TRU-SEAL CLAMP 5"	3.00 EA
2	7603-4174	#U-500 5" U CLAMP	2.00 EA
2	8820-1536	3/8-24 x 1 1/2 HHCS GR.8	4.00 EA
2	7603-1471	3/8B" X 1 HARD FLATWASHER	4.00 EA
2	7602-6484	3/8-24 LOCKNUT	4.00 EA
2	7605-2635	90o ELBOW ASSY.	1.00 EA
3	7811-2674	900 EXHAUST ELBOGJ	1.00 EA
3	7605-2644	5"IDX16 GA. X9 1/2"LG-TUBE	1.00 EA
2	7605-2631	#B86132-M MUFFLER	1.00 EA
2	7605-2646	90o EXHAUST ELBOW	1.00 EA
3	7811-2674	90o EXHAUST ELBOW	1.00 EA
3	7605-2646-L	LABOR FOR ELBOW	1.00 EA

EXPLODED REPO  
ALL LEVELS  
SORTED BY MODEL NUMBER  
COPY 1 OF 2

35302-305-85

PIERRE THIBAUT, US ARMY

PC: 0

LEVEL	INVENTORY #	DESCRIPTION	QUANTITY U/M
2	7605-3750	MUFFLER STRAP 15"LON'	2.00 EA
2	7605-3103	EXHAUST SHIELD ASSY.	1.00 EA
2		REF. EXHAUST DRILLING 1-7605-7864	
2		REF. EXHAUST LAYOUT 3-7605-7911	
1	12-R	350 STEERING, 20000 LB.	1.00
2	7605-5478	492SCW4 GEAR ASSY#7540014	1.00 EA
2	7605-5243	492SBS3 SLAVE GEAR	1.00 EA
2	7605-7538	RIGHT ANGLE GEAR BOX	1.00 EA
2	7605-5477	2583353 PITMAN ARM	2.00 EA
2	7605-6903	L28HA1109A11 DRAGLINK	2.00 EA
2	7605-8662	UC35061 STRG COLMN ASSY	1.00 EA
2	7605-6686	BBBL2032SS STEERING WVHEEL	1.00 EA
2	7605-6688	HK-2-BL-BL(PLAIN BLK EMBL	1.00 EA
2	7605-8663	452212 BLACK LEVER	1.00 EA
2	8867-1022	1613-B 1/8 NPT LUBE FIT.	4.00 EA
2	7605-3422	9/16-18X1 1/2 HHCS GB-CAD	16.00 EA
2	8855-1014	9/16 LOCKWASHER	16.00 EA
2	7810-3123	6-320, 2" CLAMP	2.00 EA
2	8866-1147	3103-8-8 45 MALE FITTING	2.00 EA
2	8874-3044	2103-6-8 3/8X1/2T 900oJIC	2.00 EA.
2	8874-3003	0103-6-8 3/8NPTX3/4 JIC	1.00 EA
2	8874-3016	0103-8-8 ADAPTER	1.00 EA
2	8874-3015	0103-4-8 1/4NPTX3/4 JIC	1.00 EA
2	7604-7184	K411L906-08-08-08-84.00	2.00 EA
2	7604-5261	K4110606-08-08-08-62.00	1.00 EA
2	7605-5981	L28 HC 1 AI DUST CAP	4.00 EA
2			
2	7605-5480-4	STEERING JOINT ASSY.	1.00 EA
2	7605-6313	903-02-47-952 DBLE. CTR.	1.00 EA
2	8820-1037	3/8 16 X 1 1/2" HHCS	4.00 EA
2	8855-1011	3/8 LOCKWASHER CAD	4.00 EA
2	8856-1109	3/8 X 13/16 SAE FLATWASH	4.00 EA
2	7605-7551	ANGLE-BULKHEAD SUPT.	1.00 EA
2			
2	9-M	AXLE STOP D-350LP FL931	1.00
3	7605-3944	AXLE STOP ASSY.	2.00 EA
3		7605-3942 MTG. BLOCK (2)	
3		7605-3943 ANGLE (2)	
3	7605-3945	#472697C-1 BUMPER	2.00 E
3	8820-1066	1/2-13x1 1/4" HHCS GR 8	4.00 EA
3	8856-1111	1/2 FLATWASHER HARDENED	4.00 EA
3	8852-1308	1/2-13 STOVER LOCKNUT CAD	4.00 EA
3	7605-5505	5/8 STANDARD FLATWASHER	4.00 EA

EXPLODED REPO  
ALL LEVELS  
SORTED BY MODEL NUMBER  
COPY 1 OF 2

35302-305-85

PIERRE THIBAUT, US ARMY

PC: 0

LEVEL	INVENTORY #	DESCRIPTION	QUANTITY U/M
3	8852-1110	5/8-18 STOVER LOCK NUT	8.00 EA
2			
2			
1	13-C	FUEL SYSTEM 6V'S & 8V'S	1.00
2	7605-3990	DIESEL FUEL TANK	1.00 EA
2	7605-3992	MTG. STRAP ASSY	4.00 EA
2		STRAP 7605-3991 (1)	
2		1/2-20 X 6" ROD 7604-5072 (1)	
2	7605-3560	70D1201-3 TANK STRAP PAD	8.12 FT.
2	8856-1111	1/2 FLATWASHER HARDENED	6.00 EA
2	8855-1013	1/2 LOCKWASHER	2.00 EA
2	6850-1308	1/2-20 HEX NUT FINISH GRB	6.00 EA
2	8820-1566	1/2-20 X 1 1/2 HHCS	2.00 EA
2	7810-3698	6426399 FUEL SENDER	1.00 EA
2	REF. 8203-5010 1515832	GASKET	
2	8874-3044	2103-6-8 3/8XI/2T 900oJIC	1.00 EA.
2	8874-3074	2103-6-10 3/8X5/8T 900oJIC	1.00 EA
2	7604-3346	HOSE ASSY.	1.00 EA
3	7610-1782	821-10 5/8"HOSE W/BUNA-N	16.25 FT.
3	8127-7167	30682-10-10 5/8X5/8 FIT.	2.00 EA
2	7604-3347	HOSE ASSY.	1.00 EA
3	7610-1781	821-8 1/2" ID HOSE	16.08 FT.
3	7602-6948	30682-8-8B HOSE FITTING	2.00 EA
1	13-P-1	ELEC. FUEL PUMP w SWITCH	1.00
2	13-P	AUX. FUEL PUMP (OPTION)	1.00
3			
3	REF.	FUEL PUMP INSTALLATION 3-7604-6805	
3	REF.	FRAME DRILLING 1-7605-0857	
3			
3	8874-3018	0103-6-10 3/8NPTX7/8 JIC	3.00 EA
3	7604-6803	HOSE ASSY.	1.00 EA
4	7610-1782	821-10 5/8"HOSE W/BUNA-N	7.02 FT.
4	8127-7167	30682-10-10 5/8X5/8 FIT.	2.00 EA
3	7604-6807	HOSE ASSY.	1.00 EA
4	7610-1782	821-10 5/8"HOSE W/BUNA-N	6.80 FT.
4	8127-7167	30682-10-10 5/8X5/8 FIT.	2.00 EA
3	7604-6809	HOSE ASSY.	1.00 EA
4	7610-1782	821-10 5/8"HOSE WJ/BUNA-N	.85 FT.
4	8127-7167	30682-10-10 5/8X5/8 FIT.	2.00 EA
3	7604-6286	272AB-8-6 TEE	2.00 EA
3	8870-1063	3/8 X 8 NIPPLE BLK.	1.00 EA
3	7604-4513	#2242-6-6S SWIVEL	2.00 EA
3	8870-1053	3/8 X 2 NIPPLE BLK.	1.00 EA
3	8820-1005	1/4-20 X 1 HHCS	2.00 EA
3	8855-1009	1/4" LOCKWASHER CAD	4.00 EA

EXPLODED REPO  
ALL LEVELS  
SORTED BY MODEL NUMBER  
COPY 1 OF 2

35302-305-85

PIERRE THIBAUT, US ARMY

PC: 0

LEVEL	INVENTORY #	DESCRIPTION	QUANTITY U/M
3	8850-1004	1/4-20 NUT	4.00 EA
3	7604-3252	5135308 CHECK VALVE	1.00 EA.
3	7604-5712	#480602 PUMP	1.00 EA
3	8871-1102	3/8-90o ST. ELBOW BLK.	1.00 EA
3	8874-3074	2103-6-10 3/8X5/8BT 90oJIC	1.00 EA
3	7604-6811	SPACER-FUEL PUI1P MT.	2.00 EA
3	7603-5121	CL-25 CLAMP	2.00 EA
3	8820-1007	1/4-20x1 1/2" HHCS	2.00 EA
2	7605-3669	5582 SPST SWITCH	1.00 EA
2	7605-4260	FUEL PUNIP(ON-OFF) PLATE	1. 00 EA
2	7810-3718	1110-0947 CIRCUIT BREA4ER	1.00 EA
1	14-0	A. SYS. 260, 350, 4X2 ISOLATE	1.00
2			
2	REF.	AIR SCHEMATIC 4-7605-4721	
2	7605-3372	#101231 E-7 TREADLE VALVE	1.00 EA
2	7605-2811	7003 RESERVOIR 7x24	2 00 EA
2	7605-2812	8045 RESERVOIR 8x27	3.00 EA
2	7605-1663	#229859 GR-1 VALVE	1.00 EA
2	8688-3030	#286364 SPRING BRKE VALVE	1.00 EA
2	7810-3106	#277222 PRESS. REGULATOR	1.00 EA
2	7810-3575	227866 CHECK VALVE	5.00 EA
2	8452-1057	284142 SAFETY VALVE	1.00 EA
2	7810-3577	281923 MOISTURE EJECTOR	1.00 EA
2	8668-3293	278614 DOUBLE CK VALVE	1.00 EA
2	7605-0492	NVO18P-4 NEEDLE VALVE	5.00 EA
2	7605-2815	#286500 PRESSURE VALVE	3.00 EA
2	7605-2818	#102166 R-12 RELAY VALVE	1.00 EA
2	7605-2816	#289714 VALVE (GRDC)	1.00 EA
2	7811-3650	33808H-106408-02400 W48X8	2.00 EA
2	7811-3649	33808H-108408-03000 W48X8	4.00 EA
2	7811-3415	#286404 STOPLIGHT SWITCH	2.00 EA
2	7605-2808	COUPLING BRKT.ASSY.	1.00 EA
3	7605-1435	FRAME BRACKET	1.00 EA
3	8871-2074	022T-8-8 1/2"TEE	1.00 EA
2	7610-4381	5/8" OD COPPER TUBING	8.00 FT.
2	7810-6364	BRACKET ASSY. (8X27 RES. )	4.00 EA
3	7811-3660	#4031156 TANK BRKT.	4.00 EA
3	7604-3741	#14 AIR TANK BRKT.	4.00 EA
2	8663-1002	2004467" U-BOLT	4.00 EA
2	7604-0160	#200447 FILLER BRACKET	4.00 EA
2	7811-3660	#4031156 TANYK BRKT.	2.00 EA
2	8820-1021	5/16-18x1 1/4" HHC	7.00 EA
2	8855-1010	5/16 LOCKWASHER	7.00 EA
2	8850-1005	5/16-18 HEX NUT	7.00 EA
2	e820-1035	3/8-16x1" HHCS	18.00 EA

EXPLODED REPO  
 ALL LEVELS  
 SORTED BY MODEL NUMBER  
 COPY 1 OF 2

35302-305-85

PIERRE THIBAUT, US ARMY

PC: 0

LEVEL	INVENTORY #	DESCRIPTION	QUANTITY U/M
2	8855-1011	3/8 LOCKWASHER CAD	26.00 EA
2	8850-1006	3/8-16 HEX NUT CAD	18.00 EA
2	7605-4374	R68234 FLEX LOOM 5/16"	58.00 FT.
2	7605-4145	R67588 FLEX LOOM 7/16"	170.00 FT
2	7605-4016	R68239 FLEX LOOM 5/8"	120.00 FT
2	7605-4375	R68269 FLEX LOOM 3/4"	98.00 FT.
2	8185-0137	PFT-4A-BLK-1000 1/4 TUBE	60.00 FT
2	7610-4341	PFT-6B-DLK-500 3/8" TUBE	125.00 FT
2	7610-4340	PFT-BB-BLK-5001/2" TUBE	125.00 FT.
2	7610-4481	PFT-1OD-BLK-250 5/8" TUBE	98.00 FT.
2	7605-1623	#TRL-B 14"BLACK TIE WRAP	100.00 EA
2	7811-3656	63NTA-41/4" INSERT	9.00 EA
2	7811-3657	63NTA-63/8" INSERT	31.00 EA
2	7811-3658	63NTA-81/2" INSERT	16.00 EA
2	7811-3659	63NTA-105/8" INSERT	12.00 EA
2	7605-0481	68AD-8-81/2TX1/2 NPT	2.00 EA
2	7604-2396	269AB-6-4 3/8TX1/4NPT 900	12.00 EA
2	7605-3637	207AC-BH-6 FITTING	4.00 EA
2	7604-4297	269AB-10-6	2.00 EA
2	7605-3891	2089-2-4S ELBOW	1.00 EA
2	8127-7407	68AB-6-43/8X1/4 FITTING	6.00 EA
2	7811-3671	68A3-10-6 5/8X3/8 FIT.	2.00 EA
2	7605-1104	012T-2-21/8X1/8 ST. "T"	2.00 EA
2	7604-2399	269AB-4-21/4TX1/8NPT	2.00 EA
2	7810-3452	269AB-8-41/2TX1/4NPT90	2.00 EA
2	7604-2404	68AB-4-41/4TX1/4 NPT	4.00 EA.
2	7604-2398	269AB-8-61/2TX3/8NPT900	4.00 EA.
2	7810-3453	269AD-6-63/8TX3/8NPT900	4.00 EA
2	8871-1384	1/2NPTX1/4 BUSH.BLK.STEEL	3.00 EA
2	7604-2403	68AB-6-2 3/8TX1/8NPT	1.00 EA.
2	8871-2014	2102-8-8 1/2 ST.EL. 90o	1.00 EA
2	7604-7257	207ACDH-4 1/4 BLKHD UNION	9.00 EA
2	7811-3648	269AB-8-81/2TX1/2NPT900	5.00 EA
2	7604-2394	68AB-8-61/2TX3/8NPT	3.00 EA.
2	7604-2413	269AB-4-4 1/4TX1/4 NPT	3.00 EA.
2	7810-3443	269AB-10-8 5/8TX1/2NPT900	8.00 EA
2	7605-0506	212T-6-6 3/8 BRANCH TEE	3.00 EA
2	8871-1253	1/2 PIPE PLUG(STEEL)BLK.	4.00 EA
2	8871-1251	1/4 PIPE PLUG (STEEL)BLK.	4.00 EA
2	7605-1138	0101-4-6 M.REDUCE 1/4X3/8	3.00 EA
2	7605-1183	012T-8-8 1/2 STREET TEE	2.00 EA
2	8871-1252	3/8 PIPE PLUG(STEEL)DLK.	2.00 EA
2	8871-1326	3/8X1/4 REDUCER DLK.	4.00 EA
2	7810-3453	269AB-6-63/8TX3/8NPT900o	6.00 EA
2	7605-0505	212T-8-81/2 BRANCH TEE	2.00 EA
2	7605-1099	0101-4-8 M.REDUCE 1/4X1/2	2.00 EA



EXPLODED REPO  
ALL LEVELS  
SORTED BY MODEL NUMBER  
COPY 1 OF 2

35302-305-85

PIERRE THIBAUT, US ARMY

PC: 0

LEVEL	INVENTORY #	DESCRIPTION	QUANTITY U/M
2	7605-3596	269AB-6-8 3/8TX1/2NPT 900	1.00 EA
2	7605-1940	212T-4-4 1/4 BRANCH TEE	1.00 EA
2	8871-1325	1/4X1/8 REDUCER BLK.	2 00 EA
2	7604-2403	68AB-6-2 3/8TX1/8SNPT	1.00 EA.
2	8126-0137	4031136 EMER AIR VALVE	1.00 EA
2	7605-3804	216P-8-6 3/8X1/2	1 00 EA
2	7605-3389	2089-6-8S 3/8-90oST. ELEOW	2.00 EA
2	7605-3703	#11147-6 14 GA. WIRE	8.00 FT
2	7605-3702	#11147-2 WIRE, I'HITE 14GA	8.00 FT
2	7605-4374	R68234 FLEX LOOM 5/16"	16 00 FT
2	7605-3921	ANGLE	2.00 EA
2			
2	NOTE:	PUT THE FOLLOWING IN INSTRUMENT	
2	SECTION.		
2			
2	7605-7239	350 509 AIR PRESS. GA.	1.00 EA
2	7605-5310	360 004 AIR PRESSURE SEND	3.00 EA
2	7605-7484	ISOLATED AIR RES TAG	1 00 EA
2	7604-4692	6-32 X 3/4 SELF-TAP SCREW	2.00 EA
2	7605-3635	BULKHEAD PANEL_ 1/8X6X12	1.00 EA
2		USE THE ABOVE WITH 260,350 ONILY.	
2	8126-0137	4031136 EMER AIR VALVE	1.00 EA
1	16-AA	RADIATOR-8V92TA-350	1.00
2		RAD. INST 'L-4-7605-3122	
2	7605-3950	RADIATOR / 6 ROW CORE	1.00 EA
2	7605-0266	4230T-0150 1" HEATER HSE	3.83 FT.
2	8871-1250	1/8" PIPE PLUG (STEEL)BLK	1.00 EA
2	7605-0251	DC-606-4 DRAIN COCK	1.00 EA
2	7601-3247	2052 HOSE CLAMP	2.00 EA
2	7601-3283	#2016-HOSE CLAMP	2.00 EA.
2	7810-3433	#2036 HOSE CLAMP	8.00 EA
2	8267-1187	2012 3/4 HOSECLAMP	2.00 EA
2	8871-1254	3/4 PIPE PLUG(STEEL)BLK.	2.00 EA
2	8855-1010	5/16 LOCKWASHER	2.00 EA
2	8820-1021	5/16-18xl 1/4" HHC	2.00 EA
2		USE SILASTIC GASKET MATERIAL	
2	7603-1471	3/8" X 1 HARD FLATWASHER	8.00 EA
2	8820-1034	3/8-16x7/8" HHC	8.00 EA
2	7810-3783	10-16X5-8 HX. HD. TEKS	12.00 EA
2	7605-4770	1/2-13 X 2 3/4 STUD	8.00 EA
2	7605-3986-5	RADIATOR SHROUD	1.00 EA
2	7605-0429	FLAP-1/8x6"x33 7/8"	2.00 EA
2	7810-1108	LH SIDE SHIELD	1.00 EA
2	7810-1107	RH SIDE SHIELD	1.00 EA
2	7810-1106	STRIP-SHIELD	2.00 EA
2	7605-0243	68H8-10-6 5/8HX3/8 NPT	1.00 EA

EXPLODED REPO  
ALL LEVELS  
SORTED BY MODEL NUMBER  
COPY 1 OF 2

35302-305-85

PIERRE THIBAUT, US ARMY

PC: 0

LEVEL	INVENTORY #	DESCRIPTION	QUANTITY U/M
2	7610-6364	801-10 5/8"RD EBUIA-A-TUDE	2.17 FT.
2	7605-2565	RADIATOR ADAPTER (UPPER)	2.00 EA
2	7603-0575	4276-8503 HOSE ELBOW	2.00 EA
2		MAKE INTO 7605-0424	
2	AND	7605-0425	
2	7605-0427	TUBE	2.00 EA
2	8871-1254	3/4 PIPE PLUG(STEEL)BLK.	2.00 EA
2	7605-2844	#3342-50 RUBBER TUBING	5.00 FT
2	7811-3291	#232823 CLIP	3.00 EA
2	7605-3118	SIGHT GLASS	2.00 EA
2	7610-6453	#4175-0030 3"X3'HOSE	1.25 FT
2	7605-3964	ELBOW	1.00 EA
2	7605-3826	SUPPORT ROD	2.00 EA
2	7800-5539	#10632-2 SPRING	2.00 EA
2	7804-7858	SUPPORT ROD BRACKET	2.00 EA
2	8852-1408	1/2-20 LOCKNUT	2.00 EA
2	8850-1108	1/2-13 HEX.JAM	4.00 EA
2	8850-1008	1/2-13 HEX NUT GR.8 CAD	2.00 EA
2	8856-1111	1/2 FLATWASHER HARDENED	4.00 EA
2	86820-1038	3/8-16x1 3/4" HHCS	8.00 EA
2	7605-0471	CB-1121-4 RUBBER MOUNT	8.00 EA
2	8307-3144	3/32-1/2 X 1 1/2 SNUB-*WSH	8.00 EA
2	8820-1067	1/2-13x1 1/2"HHCS GR8 CAD	4.00 EA
2	8855-1013	1/2 LOCKWASHER	4.00 EA
2	7605-3970	LOWER CONNECTION	1.00 EA
2		ADAPTER PAD-7605-0058-1EA	
2		TUBE-7605-3968-1EA	
2		TUBE-7605-3969-1EA	
2	7605-7395	2040-12-12S	1.00 EA
1	17-A-15-E	CAB U.S. ARMY	1.00
2	7605-4803	D-350 94" GALV.STL.CAD	1.00 EA
2	7605-3839	#J-6210-36 RUBBER MOUNT	4.00 EA
2	8820-1101	5/8-11x3" HHCS	6.00 EA
2	8852-1210	5/8-11 NYLON LOCKNUT	6.00 EA
2	8856-1113	5/8 FLATWASHER STRUCTUAL	6.00 EA
2	8125-0113	CB-1124-5 RUBBER MOUNT	2.00 EA
2	7605-4499	#324(OVERSIZE)RUBBER MOLD	8.00 FT.
2	7810-5126	GROUND STRAP	1.00 EA
3	7605-2341	#255125 #6GA. 1/2" STUD	1.00 EA
3	7605-2340	#255385 #6 GA. 3/8 RG.TRM	1.00 EA
3	7610-4336	#6 GA. BATTERY CABLE	1.00 FT
2	7811-3072	5948407 OVAL HD.TAP SCREW	8.00 EA
2	7810-3783	10-16X5-8 HX. HD. TEKS	16.00 EA
2	7601-6626	B289X BULLET TERMINAL	5.00 EA.

EXPLODED REPO  
ALL LEVELS  
SORTED BY MODEL NUMBER  
COPY 1 OF 2

35302-305-85

PIERRE THIBAUT, US ARMY

PC: 0

LEVEL	INVENTORY #	DESCRIPTION	QUANTITY U/M
2	7605-3844	11147-1 RED 14 CA.WIRE	10.00 FT.
2	7605-1676	#1259 GROMMET	7.00 EA
2	7605-2484	10 X 1/2 CAD PLTD.RD HD	12.00 EA
2	7605-3427	STRG. COLUMN SUPT. ASSY.	1.00 EA
2	7605-3290	COVER PLATE	1.00 EA
2	7808-1716	STRG. COLUMN ANGLE SUPT	1.00 EA
2	8820-1035	3/8-16x1" HHCS	6.00 EA
2	8850-1006	3/8-16 HEX NUT CAD	4.00 EA
2	8855-1011	3/8 LOCKWASHER CAD	6.00 EA
2	7603-1471	3/8" X 1 HARD FLATWASHER	2.00 EA
2	7605-5262	STEERING COLUMN COVER ASY	1.00 EA
3	7605-5261	STRG. COL. COVER	1.00 EA
3	7605-2524	TOP PLATE	1.00 EA
2	8832-1030	10-24 X 1/2 RD.HD. SCREW	6.00 EA
2	7605-0275-D	IH SUNVISORS DYED	2.00 EA
3	7605-0275	#491096C91 SUNVISOR (TAN)	2.00 EA
3	7605-0275-L	LABOR TO DYE SUNVISORS	2.00 EA
2	7605-0276	#322512CII CLIP	2.00 EA
2	7605-4729-C	COVERED INST HOUSING	1.00 EA
3	7605-4729	DASH PANEL HOUSING	1.00 EA
3	7605-4729-L	LABOR TO COVER	1.00 EA
3	7605-4730	DASH PANEL COVER	1.00 EA
2	7605-4731	PADDED FLAT DASH COVER	1.00 EA
2	7605-4732	FIREWALL COVER	1.00 EA
2	7810-3783	10-16X5-8 HX. HD. TEKS	6.00 EA
2	7605-3620	OVERHEAD BULKHEAD	1.00 EA
2	7605-3621	ACCESS PANEL	2.00 EA
2		WHEN OVERHEAD SWITCH PANEL IS	
2		USED, USE (1) 7605-3621.	
2			
2	7605-3308	SHIFT CONTROL MTG. BO	1.00 EA
2	SIDE PLATE	7605-3306 (1)	
2	FORMED PLATE	7605-3307 (1)	
2	7605-3376	AIR INTAKE COVER	2.00 EA
2	7605-1632	#10-24x1/2 SS M/S	20.00 EA
2	7605-3673	R H. HEADLINER	1.00 EA
2	7605-3674	L.H. HEADLINER	1.00 EA
2	7605-3625	DRESS STRIP	1.00 EA
3	7605-3625-L	NOLAN LABOR	1.00 EA
3	7605-5068	VINYL/STEEL-CARP. ELM BURL	.03 SHT
2	7604-7037	BS719102 BUTTON, W/O CLIP	18.00 EA
2	7605-3624	HEADLINER SUPPORT	3.00 EA
2	7605-5255	75000341 1/2" WINDLACE	10.00 FT
2		FLOOR CUT OUTS 3-7605-6039	
2		DASH CUTOUT & EXT 7605-3656	
2		BRAKE VALVE MT 7605-3657	

EXPLODED REPO  
ALL LEVELS  
SORTED BY MODEL NUMBER  
COPY 1 OF 2

35302-305-85

PIERRE THIBAUT, US ARMY

PC: 0

LEVEL	INVENTORY #	DESCRIPTION	QUANTITY U/M
2		SHIFT CONTROL & BATTERY SELECTOR	
2		7605-365B	
2		COMP. SEAT DRILLING 7605-3659	
2		FRONT PANEL ACCESS. DRILLING	
2		7605-3660	
2	7605-0490	3"x5/8"x 1/8" SHIM	6.00 EA
2	7605-0489	3"x5/8"x1/16" SHIM CAD	6.00 EA
2	7605-0491	3"x5/8"x3/32" SHIM	6.00 EA
2	7605-0507	3"x5/8"x3/16" SHIM (CAD)	6.00 EA
2	7605-3619	STRG. COLUMN BRACE	1.00 EA
2		SIDE PLATE 7605-3617 (2)	
2		CHANNEL BRACE 7605-3618 (1)	
2	7605-4398	70-36-32W STEP OVERLAY	2.00 EA
2	7605-0664	#9055 DOOR JAM SWJITCH	2.00 EA
2		OPTION INST'L 7605-4418	
2	7605-4403	70-36-34W STEP BK. R.H.	1.00 EA.
2	7605-4404	70-36-35W STEP BK.L.H.	1.00 EA
2	7605-4613	70-36-38W STEP SIDE L.H.	1.00 EA
2	7605-4614	70-36-39W STEP SIDE R.H.	1.00 EA
2	7605-4463	AAP - 68APOP RIVETS	76.00 EA
2	7605-4932	18 7/8"x33 1/4" ACOUS.UPH	2.00 EA
2	7605-4934	31 1/2" x 40" ACOUS.UPH.	1.00 EA
2	7605-5641	AAP-48POP RIVET 1/8X.65	24.00 EA
2	7605-0197	#DP1500 BLACK PLUG	7.00 EA
2	7810-3710	#1550953 L-67 LIGHTDULB	4.00 EA
2 -	7605-3516	2611SCLAMP SOCKET	4.00 EA
2	7605-5133	SCRATCH PLATE	2.00 EA
2	7605-5241	3/4" ALUMINUM "J" CHANNEL	16.00 FT
2	7605-5252	TRIM KIT (D-350)	1.00 EA
2	7605-6093	FLOOR PLATE	1.00 EA
2	7605-3611	BRAKE VALVE PLATE ASSY	1.00 EA
2		CAB REINFORCEMENT INST'L 3-7605-7628	
2	7605-7604	CHANNEL (SIEEL)OBS**	1.00 EA
2	7605-7605	GUSSETOBS**	1.00 EA
2	7605-7606	PLATE OBS**	2.00 EA
2			
2	7605-7220	SLIP SHAFT SEAL	1.00 EA
2	7605-7221	SLIP SHAFT COVER	1.00 EA
2	7605-2867	1/8" GASKET	2.00 EA
2	7605-7976	BAA45 BLK POP RIVET	20.00 EA
2			
2	7605-4953	BRACE	2.00 EA
2	7605-7943	1/4X1 HX WASHER HD.SMS SS	8.00 EA
2			
2	7605-0132	#897396 TURN SICGNAL 446	2.00 EA

EXPLODED REPO  
 ALL LEVELS  
 SORTED BY MODEL NUMBER  
 COPY 1 OF 2

35302-305-85

PIERRE THIBAUT, US ARMY

PC: 0

LEVEL	INVENTORY #	DESCRIPTION	QUANTITY U/M
2	7605-7963	10-32X3/8SLT.OV.HD MS. SS	8.00 EA
2	7605-7966	10-32)1/2PAN HD SS.MS.(F)	8 00 EA
2			
2	7604-7035	#1312A-12V CLEAR LIGHT-5	5.00 EA
2	7605-7940	#10X1 PHLPS-OVAL S/M/S	10 00 EA
2			
2	7605-1911	#856-3101 TURN SIGNAL	2.00 EA
2	7605-7941	#6X3/4 PHLPS-PAN HD S/M/S	4.00 EA
2	7605-7966	10-32X1/2PAN HD.SS MS (F)	4.00 EA
2			
2	7605-0484	DUPLEX NAME PLATE	2.00 EA
2	7605-7942	#8X3/4 PHLPS-OVAL SMS-SS	4.00 EA
2			
2	7605-4005	#921-33200 HDLGHT ASSY-LH	1.00 EA
2	7605-7965	#10MACH.SCW.LOCIKWASH S. S.	10.00 EA
2	7605-7964	10-32X3/8SLT.RD.HD.MS.SS	10.00 EA
2			
2	7605-4006	#921-33203 HDLGHT ASSY-RH	1.00 EA
2	7605-7964	10-32X3/8SLT.RD.HD.MS SS	10.00 EA
2	7605-7965	#10MACH.SCW.LOCKWASH S S.	10.00 EA
2			
2	7605-4728	FENDER LINER	2.00 EA
2	7605-7943	1/4X1 HX WASHER HD.SrIS SS	22.00 EA
2	7605-7972	3/8-16 INSERT S.S.	6.00 EA
2	7605-7955	3/8-16X1 1/4 HHCS S.S.	6 00 EA
2	7605-7956	3/8 LOCKWASHER-STAINLESS	6.00 EA
2	7605-7957	1//2-2 FENDER WASHER S.S.	6.00 EA
2			
2	7605-7005	D-350 BEZEL W/TAPER	2.00 EA
2	7605-7947	1/4-20X3/4 TRUSS HD SS	16.00 EA
2	7605-7948	1/4"M1ACH.SCW.LOCKWJASH S. S	16.00 EA
2	7605-8017	TRUE STRIP (ALL TRUCKS)	2.00 EA
2			
2	7605-7970	10-32X1 OV.HD.MS SS	4.00 EA
2	7605-5801	64-99-120-50(N) LATCH	1.00 EA
1	17-D-3A	US ARMY THIBAUT-AIR CLNR	1.00
2	7605-1908	#62891-3 AIR CLEANER	1.00 EA
2	7605-1909	B-71921-3HOLDING CLAMP	2.00 EA
2	7605-1907	#GAHOO-0607 HOOD	1.00 EA
2	7605-1577	#RAXO0-2351 INDICATOR	1.00 EA
2	7605-1182	66AB-4-21/4X1/8 FITTING	1.00 EA
2	7811-3656	63NTA-41/4" INSERT	2.00 EA
2	8185-0137	PFT-4A-DLK-10001/4 TUBE	6.00 FT
2	7604-2401	68AB-4-2 1/4X1/8NPT	1.00 EA.
2	7605-0201	#RL-590 ELBOW	1.00 EA
2	7605-1506	#RL-7550 RUBBER EL.BOWI	1.00 EA

EXPLODED REPO  
ALL LEVELS  
SORTED BY MODEL NUMBER  
COPY 1 OF 2

35302-305-85

PIERRE THIBAUT, US ARMY

PC: 0

LEVEL	INVENTORY #	DESCRIPTION	QUANTITY U/M
2	7605-8411	SLEEVE ASSY.	1.00 EA
2	7605-1633	#2096 HOSE CLAM1P	3.00 EA
2	7605-1508	#427313R91 HOSE CLAMP	1.00 EA
2			
2		REF.: AIR CLEANER LOCATION 2-7605-4529	
2			
2	7605-8402	REAR DRIKT. AIR FILTER	1.00 EA
2	7605-4525	FRONT DRKT.-AIR FILTER	1.00 EA
2			
2			
2			
1	17-C	HORN	1.00
2	8668-3421	A27786-4 12-VOLT HORN	1.00 EA
2	7605-7949	1/4-20X3/4 HHCS-STAINLESS	2.00 EA
2	7605-7945	1/4-20 HEX NUT S.S.	2.00 EA
2	7605-7946	1/4 LOCIKWASHER-STAINLESS	2.00 EA
1	17-D-3	HEATER D-350	1.00
2	7605-3793	4852-12'V-D HEATER & KIT	1.00 EA
2	7605-0137	BRACKET	1.00 EA
2	8820-1002	1/4-20x5/8 CAD. HHCS	11.00 EA
2	7610-6364	801-10 5/8"RD BUNA-A-TUBE	24.00 FT.
2	8867-1187	2012 3/4 HOSECLAMP	4.00 EA
2	7604-2005	CCP-44 POP RIVET S. 5S.	4.00 EA
2	7605-3284	#68100 3/8x1"DOR-TITE	5.00 FT
2	7605-3757	HEATER SUPPORT	1.00 EA
2	7605-39'4	HEATER COVER	1.00 EA
1	17-E-7	WIPERS/ELEC-260,350,450	1.00
2	7605-7440	19205-23-MO12WC WIPER LH	1.00 EA
2	7605-7441	19206-25-MO12WC WIPER RH	1.00 EA
2	7811-3639	SW-721026 WIPER SWITCH	2.00 EA
2	7605-0279	#KT-721040 ADPT. KIT	2.00 EA
2	8830-1123	1/4-20X1/2 M/S	4.00 EA
2	8855-1009	1/4" LOCKWASHER CAD	4.00 EA
2	7605-4903	14751,26 1/2"WET.BLK. ARM	2.00 EA
2	7605-6707	15689 20" BLADE	2 00 EA
2	7605-3633-1	WIRING HARNESS	1.00 EA
2	7605-3633-2	WIRING HARNESS	1.00 EA
2	7605-7953	1/4-28X5/8 HHCS S. S.	4.00 EA
2	7605-7954	1/4 STARWASHER-SS EXT.	4.00 EA
1	17-F-6	MIRROR	1.00
2	7808-1477	#C20-1P WIDE ANGLE MIRROR	1.00 PR
2	7810-3424	C3-2 MIRROR 3 ARM BRKT.	1.00 PR
2	8820-1002	1/4-20x5/8 CAD. HHCS	8.00 EA
2	7605-3008-N	9654-08 INSERT 1/4-20 CAD	8.00 EA
2	7605-7973	1/4-20 INSERT-STAINLESS	8.00 EA

EXPLODED REPO  
 ALL LEVELS  
 SORTED BY MODEL NUMBER  
 COPY 1 OF 2

35302-305-85

PIERRE THIBAUT, US ARMY

PC: 0

LEVEL	INVENTORY #	DESCRIPTION	QUANTITY U/M
2	8203-0949	1/4-20x3/4"TRUSS-PHIL-SS	8.00 EA
2	7605-7948	1/4"MACH.SCW. LOCKWASH S. S	8.00 EA
1	17-G-1	WINDSHIELD WASHER-COM. PTS	1.00
2	7811-3224	A-87900-55J WASHER JAR	1.00 EA
2	7811-3222	A-85449-9 WASHER SWITCH	1.00 EA
2	7811-3291	#232823 CLIP	4.00 EA
2	8830-1090	10-24X1/2 SL. RD. HD. MA.SCW	3.00 EA
2	8850-1612	10-24 HEX NUT	3.00 EA
2	8855-1007	10 LOCKWASHERCAD	3.00 EA
2	8820-1001	1/4-20x1/2 GR.58820-1001	4.00 EA
2	8855-1009	1/4" LOCKWASHER CAD	4.00 EA
2	7811-3223	A-81087-5 TEE CONNECTION	1.00 EA
2	7610-6479	#B91431-50' HOSE3/16"ID	17.00 FT
2	7605-1676	#1259 GROMMET	1.00 EA
2	7605-3910	DOOR	1.00 EA
2	7604-5083	HINGE	1.00 EA
2	7605-1737	CCP-46 CHERRY-N-RIVETS	6.00 EA
2	7810-3777	#17-13-204-11 SCREW.	1.00 EA
2	7810-3778	#17-10015-13 SPEED NUT	1.00 EA
2	7810-3779	#17-10014-12 RETAINER	1.00 EA
2	7605-3899	88352-3 NYLON CONNECTOR	2.00 EA
2	7605-3915	GROMMET	2.00 EA
2	7605-7944	1/4-20X1/2 HHCS-STAINLESS	3.00 EA
2	7605-7946	1/4 LOCKWASHER-STAINLESS	3.00 EA
2	7605-7945	1/4-20 HEX NUT S. S.	3.00 EA
1	17-L-1	ACCELERATOR 6V-8V	1.00
2	7604-7592	208994 ACCELERATOR PEDAL	1.00 EA
2	7604-7593	45233-90" ACCELERATOR CAB	1.00 EA
2	7604-3381	49001 CABLE CLAMP	1.00 EA
2	7605-4822	175-601-210 CLEVIS ASSY.	1.00 EA
2	7801-9841	30062-2 SPRING	1.00 EA
2	7604-3382	#A21600 BRACKET	1.00 EA
2	8830-1095	10-24X1 RD. HD. MACH. SCREW	3.00 EA
2	8850-1612	10-24 HEX NUT	3.00 EA
2	8855-1007	10 LOCKWASHER CAD	5.00 EA
2	8830-2195	10-32X5/8 SLOTTED M/S	2.00 EA
2	8850-1613	10-32 HEX NUT CAD	2.00 EA
2	8820-1501	1/4-28 X 5/8 HHCS	2.00 EA
2	8850-1304	1/4-28 HEX NUT	2.00 EA
2	8855-1009	1/4" LOCKWASHER CAD	2.00 EA
2			
2	REF.	INSTALLATION DRAWING 4-7604-7714	
1	17-P-13	SEAT DRIVER-D350 BLACK	1.00
2	7605-1680	#4290-004 4-WAY AJUST.	1.00 EA
2	7605-3375	JR600AE SEATBELT W/HDWE.	1.00 EA
2	8855-1010	5/16 LOCKWASHER	4.00 EA

EXPLODED REPO  
ALL LEVELS  
SORTED BY MODEL NUMBER  
COPY 1 OF 2

35302-305-85

PIERRE THIBAUT, US ARMY

PC: 0

LEVEL	INVENTORY #	DESCRIPTION	QUANTITY U/M
2	8850-1305	5/16-24 HEX NUT(FINISHED)	4.00 EA
2	7605-4083	SUPPORT PLATE	1.00 EA
2	7605-7901	SEAT SCUFF PLATE	1.00 EA
1	18-J	INSTR. 260,350 &450 (VDO)	1.00
2	7605-7299	INSTRMNT PANEL D250,3.450	1.00 EA
3	7605-5068	VINYL/STEEL-CARP. ELM BURL	.06 SHT
2	7605-7234	332 501 VOLTMETER	1.00 EA
2	7605-6644	30-200 AMMETER	1.00 EA
2	7605-7150	30-23240 LIGHT SOCKET ASY	1.00 EA
2	7605-6645	30-200S SHUNT	1.00 EA
2	7605-7235	301 503 FUEL GAUGE	1.00 EA
2	7605-7236	350 515 ENG.OIL PRESS.GA	1.00 EA
2	7605-7237	310 501 WATER TEMP GAUGE	1.00 EA
2	7605-7239	350 509 AIR PRESS. GA.	2.00 EA
2	7605-5690	7ATH24042 TACHOMETER-BLK	1.00 EA
2	7605-5500	7SM28040 SPEEDOMETER-BLK.	1.00 EA
2	7604-7512	#312130-N WARNING LIGHT	4.00 EA
2	7605-5334	441-1-0316 TURN SIGNAL	2.00 EA
2	7605-5370	441-1-0318 PARKING BRAKE	1.00 EA
2	7605-5335	1215-1 LENS SHROUD-ROUND	4.00 EA
2	7605-5333	441-1-0315 BRIGHT LIGHTS	1.00 EA
2			
2	7605-7481-1	VOLTMETER TAG	1.00 EA
2	7605-7481-2	AMMETER TAG	1.00 EA
2	7605-7481-3	FUEL TAG	1.00 EA
2	7605-7481-4	ENG WATER TEMP TAG	1.00 EA
2	7605-7481-5	ENG OIL PRESS TAG	1.00 EA
2	7605-7481-6	FRONT AIR PRESS TAG	1.00 EA
2	7605-7481-7	REAR AIR PRESS TAG	1.00 EA
2			
2	7605-7066	INSTRUMENT PANEL	1.00 EA
3	7605-5068	VINYL/STEEL-CARP. ELM BURL	.02 SHT
3	7605-7066-L	LABOR TO PUNCH HOLES	1.00 EA
2	7811-3662	RRSNW4B5-MS-WIPER LT. BLK.	2.00 EA
2	7811-3663	RR5NWB5-MS-WASHER LT.-BLK	1.00 EA
2	7811-3418	#284726 CONTROL VALVE	1.00 EA
2			
2	7605-7317	INSTRMNT PANEL D260,3.450	1.00 EA
3	7605-5068	VINYL/STEEL-CARP. ELM BURL	.02 SHT
2	7603-2403	#90047 ENG START BUTTON	2.00 EA
2	7811-3218	#71016-16 SWITCH	1.00 EA
2	7605-7316	LT1LA51-1S-WH-GNX SWITCH	1.00 EA
2			
2	7605-7481-8	IGNITION SWITCH TAG	1.00 EA
2			
2	7605-4902	443-6 BARK ALARM	1.00 EA



EXPLODED REPO  
ALL LEVELS  
SORTED BY MODEL NUMBER  
COPY 1 OF 2

35302-305-85

PIERRE THIBAUT, US ARMY

PC: 0

LEVEL	INVENTORY #	DESCRIPTION	QUANTITY U/M
2	7605-4377	688-0000WIRING HARNESS	1.00 EA
2	7600-9686	FLASHER#550 H.D.12V.	1.00 EA
2	7601-6888	#7769-DIMMER SWITCH	1.00 EA.
2	7810-3722	#t-705 SWITCH (03S.)	1.00 EA
2	7604-7305	280337 LP-3 SWITCH	3.00 EA
2			
2	8871-2072	022T-4-4 FITTING	3.00 EA
2	8871-2107	0101-2-2 MALE NIPPLE	2.00 EA
2	8870-1002	0101-4-4 1/4 CLOSE NIPPLE	1.00 EA
2	8871-1380	1/4X1/8 BUSHING BLK.STEEL	4.00 EA
2	8871-2031	3101-02-02 1/8NPT-EL. 45o	2.00 EA
2	8871-1119	1/8 450 ST.ELBOW BLK(OBS)	1.00 EA
2	8871-2011	2102-2-2 1/8NPT-ST. EL. 90o	1.00 EA
2	8185-0137	PFT-4A-BLK-1000 1/4 TUBE	6.30 FT
2	7610-4341	PFT-6B-BLK-500 3/8" TUBE	5.50 FT
2	8830-2203	10-32X2 PLTD RD. HD. M/S	4.00 EA
2	8850-1613	10-32 HEX NUT CAD	4.00 EA
2	8855-1007	10 LOCKWASHER CAD	4.00 EA
2	8820-1003	1/4-20x3/4 HHCS GR 5	4.00 EA
2	8850-1616	1/4-20 HEX NUT	2.00 EA
2	8855-1009	1/4" LOCKWASHER CAD	4.00 EA
2	7605-3916	10-32x1/2 BLK.OX.TYPE F	37.00 EA
2	7605-7435	AAP-34 WJ/PROTRUDING HEAD	14.00 EA
2			
2			
2			
1	18-K-1	INST.LOOSE D260,AUTO TRAN	1.00
2	7604-3377	B48711-150-B418843B CABLE	1.00 EA
2	7605-7238	310 505 TRANS.OIL TEMP GA	1.00 EA
2	7605-7482	TRANS OIL TEMP TAG	1.00 EA
2	7811-3666	RRSNWB5-MS ENOSTOP LT.BLK	1.00 EA
2	7605-0081	#RR5NWD5-MS DUPLEX LIGHT	1.00 EA
2	7604-7512	#312130-N WARNING LIGHT	1.00 EA
2	7604-3572	D038012-003-0144.0 CABLE	1.00 EA
2	8820-1003	1/4-20x3/4 HHCS GR 5	4.00 EA
2	8850-1616	1/4-20 HEX NUT	4.00 EA
2	8855-1009	1/4" LOCKWASHER CAD	4.00 EA
2	7605-7435	AAP-34 W/PROIRUDING HEAD	2.00 EA
2	7604-4797	A037664 CABLE CLAMP	1.00 EA
2			
2			
2			
1	19-A	BATTERY-2/12V L4/AUTO, 6S:8V	1.00
2	7605-0670	G-12-298D BATTERY	2.00 EA
2	7605-4518	BATT. BRKT. ASSY. 12V	2.00 EA

EXPLODED REPO  
 ALL LEVELS  
 SORTED BY MODEL NUMBER  
 COPY 1 OF 2

35302-305-85

PIERRE THIBAUT, US ARMY

PC: 0

LEVEL	INVENTORY #	DESCRIPTION	QUANTITY U/M
2		BATTERY BRKT.	4-7605-3995 (1)
2		FLAT	1-7605-4516 (2)
2	7605-1693	BATTERY HOLD DOWN ASSY.	2.00 EA
2		ANGLE	1-7810-1786 (4)
2		STRAP	1-7810-1783 (4)
2		HOLDDOWN ANGLE	1-7802-3460 (8)
2	7604-1984	#19A HOLD DOWN ROD	8.00 EA
2	8850-1004	1/4-20 NUT	24.00 EA
2	8855-1009	1/4" LOCKWASHER CAD	8.00 EA
2	7604-5755	WIRE ASSY.	1.00 EA
3	7602-6977	#453385 INS. TERMINAL	1.00 EA
3	7605-3702	#11147-2 WIRE, WHITE 14GA	2.00 FT
3	7602-6971	B-239-10 TERMINAL	2.00 EA
2	8820-1067	1/2-13x1 1/2"HHCS OR8 CAD	8.00 EA
2	8850-1008	1/2-13 HEX NUT GR.8 CAD	8.00 EA
2	8855-1013	1/2 LOCKWASHER	8.00 EA
2	7810-3864	#SO01-4912-SD SOLENOID	2.00 EA
2	7810-5154	CABLE ASSY. SOL. JUMPER	1.00 EA
3	7810-3837	#H-381-38 1/0-3/8"STAKON	2.00 EA
3	7610-4448	1/0 GA. BATTERY CABLE	2 50 FT
2	7810-5135	CABLE ASSY. L. H. BATTERY	1.00 EA
3	7610-4449	2/0 GA. BATTERY CABLE	4.00 FT
3	7605-2443	#906705 TERMINAL	1.00 EA
3	7810-3837	#H-381-38 1/0-3/8"STAKON	1.00 EA
2	7810-5143	CABLE ASSY. L.H. BATTERY	1.00 EA
3	7610-4449	2/0 GA. BATTERY CABLE	2.67 FT
3	7605-2444	#906715 TERMINAL	1.00 EA
3	7810-3842	1/2" RING FOR 2/0 BAT. CBL	1.00 EA
2	7810-5147	CABLE ASSY. R.H. BATTERY	1.00 EA
3	7610-4449	2/0 GA. BATTERY CABLE	8.17 FT
3	7810-3837	#H-381-38 1/0-3/8"STAKON	1.00 EA
3	7605-2443	#906705 TERMINAL	1.00 EA
2	7810-5151	CABLE ASSY. R. H. BATTERY	1.00 EA
3	7610-4449	2/0 GA. BATTERY CABLE	2.17 FT
3	7810-3842	1/2" RING FOR 2/0 BAT.CBL	1.00 EA
3	7605-2444	#906715 TERMINAL	1.00 EA
2	7810-5158	CABLE ASSY. SOLE/STARTER	1.00 EA
3	7610-4449	2/0 GA. BATTERY CABLE	4.42 FT
3	7810-3842	1/2" RING FOR 2/0 BAT.CBL	1.00 EA
3	7810-3837	#H-381-38 1/0-3/8"STAKON	1.00 EA
2	7810-5160	GROUND CABLE ASSY STARTER	1.00 EA
3	7810-3842	1/2" RING FOR 2/0 BAT.CDL	1.00 EA
3	7810-3837	#H-381-38 1/0-3/8"STAKON	1.00 EA
3	7610-4449	2/0 GA. BATTERY CABLE	1.00 FT
2			
2	BATTERY BRACKET	3-7605-3995 (2)	

EXPLODED REPO  
ALL LEVELS  
SORTED BY MODEL NUMBER  
COPY 1 OF 2

35302-305-85

PIERRE THIBAUT, US ARMY

PC: 0

LEVEL	INVENTORY #	DESCRIPTION	QUANTITY U/M
2	FLAT	1-7605-4516 (4)	
2	8820-1031	3/8-16x1/2 HHCS	4.00 EA
2	8820-1035	3/8-16x1" HHCS	4.00 EA
2	8855-1011	3/8 LOCKWASHER CAD	8.00 EA
2	7605-8354	PLATE	1.00 EA
1	20-B-6	U.S.ARMY, D-350	1.00
2			
2	REF.	INSTALLATION DRAWING 5-7604-8216	
2	REF.	WIRING SCHEMATIC 5-7605-7548	
2			
2	7604-8221	WIRE ASSY. #23	2.00 EA
3	7602-6972	C-228-10 WIRE CONN ENDS	4 00 EA
3	7610-4422	11107 #10 GA PRIMARY WIRE	7.00 FT
2	7604-8222	WIRE ASSY.#57	1.00 EA
3	7602-6971	B-239-10 TERMINAL	1.00 EA
3	7605-3702	#11147-2 WIRE, WHITE 14GA	6.00 FT
3	7604-7848	#61118-1 TERMINAL, MALE	1.00 EA
2	7604-8223	WIRE ASSY. #61	1.00 EA
3	7602-6972	C-228-10 WIRE CONN. ENDS	1.00 EA
3	7610-4425	11107-2 #10GA.PRIMARY OBS	3.50 FT
3	7602-6974	#453145 RG TERMINAL	1.00 EA
2	7605-6007	BULKHEAD PLATE	1.00 EA
2	8820-1003	1/4-20x3/4 HHCS GR 5	2.00 EA
2	8850-1616	1/4-20 HEX NUT	2.00 EA
2	8855-1009	1/4" LOCKWASHER CAD	2.00 EA
2	7605-7493	FRAME HARNESS	1.00 EA
2	7605-7428	POWER PANEL HARNESS	1.00 EA
2	7605-8851	HARNESS SW. PANEL	1.00 EA
2	7605-7433	GAUGE HARNESS	1.00 EA
2	7605-8852	HARNESS START PANEL	1.00 EA
2	7605-4377	688-0000 WIRING HARNESS	4.00 EA
2	7605-7492	6V,BV ENGINE HARNESS	1.00 EA
2	7605-4485	TAIL LIGHT BAR ASSY	1 00 EA
3	7605-4486	K.D #2C00-2601 LIGHT	2.00 EA
2	7605-3703	#11147-6 14 GA. WIRE	15.00 FT
2	7602-6971	B-239-10 TERMINAL	2.00 EA
2	7604-7026	#449005 RECEPT.	3.00 EA
2	7605-5744	LC-5-A8 WIRING CLAMP ADH.	4.00 EA
2	7605-7514	CAD FORWARD HARNESS	1.00 EA
1	21-B	DISC TOOL KIT-SINGLE AXLE	1.00
2	TOOL KIT-1-7604-3503		
2	7604-3490	#5850 WRENCH (TR1)	1.00 EA
2	7604-2432	3256-K-11 WRENCH	1.00 EA.
2	7604-2431	3256-W-23 WRENCH	1.00 EA.
2	7604-4663	#5854 HANDLE (TR5)	1.00 EA
2	7604-4720	#7392 VALVE EXTENSION	2.00 EA

EXPLODED REPO  
ALL LEVELS  
SORTED BY MODEL NUMBER  
COPY 1 OF 2

35302-305-85

PIERRE THIBAUT, US ARMY

PC: 0

LEVEL	INVENTORY #	DESCRIPTION	QUANTITY U/M
2	INST'L-4-7604-5310		
1	23-AT	145 AMP DELCO (VA BEACH)	1.00
2			
2	7605-3878	1117152 145 ALTERNATOR	1.00 EA
2			
2	NOTE:	ALTERNATOR BRACKETS & HARDWARE, BELTS & PULLEYS COME PWITH ENGINE.	
2			
2			
2			
2			
2	NOTE:	A JUMPER WIRE IS TO BE RUN FROM POS. POST ON ALTERNATOR TO SENSE POST ON ALTERNATOR SO INTERNAL VOLTAGE REGULATOR WILL WORK PROPERLY.	
2			
1	24-B	HALE PUMP SUPT	1.00
2	7804-7997	BRACKET	2.00 EA
2	8820-1604	5/8-e18 X 4 HHCS	4.00 EA
2	8850-1310	5/8-18 HEX NUT	4.00 EA
2	8855-1015	5/8 LOC;KIASHER	4.00 EA
1	25-A-1	TOW HOOKS	1.00
2	7605-4294	#438 L.H. TOW HOOK-MACHINE	1.00 EA
2	7605-4295	#439 R.H. TOW HOOK-MACHINE	1.00 EA
2			
2	8856-1115	¾ FLATWASHER HARDENED	2.00 EA
2	8855-1016	¾ LOCKWASHER CAD.	2.00 EA
2	8850-1012	3/4-10 HEX NUT	2.00 EA
2	8820-1097	5/8-11x2" HHCS	2.00 EA
2	8856-1113	5/8 FLATWASHER STRUCTUAL	2.00 EA
2	8855-1015	5/8 LOCKWASHER	2.00 EA
2	8850-1310	5/8-18 HEX NUT	2.00 EA
2	7605-7757	414076C1 5/8-18X1 1/2 FLG	8.00 EA
2	7605-7705	414089C1 5/8-18 FLG. NUT	8.00 EA
2	7605-4302	R.H.TOW HOOK DRKT.	1.00 EA
2	7605-4303	LH TOW. HOOK BRITT.	1.00 EA
1	25-E-1	BENDIX AD-4 AIR DRYER	1.00
2	7605-7541	103388 AD-4 AIR DRYER	1.00 EA
2	7610-4381	5/8" OD COPPER TUBING	7.50 FT.
2	7810-3443	269AB-10-8 5/8TX1/2NPT900o	1.00 EA
2	7810-3442	68AD-10-8 5/8T X 1/2 NPT	1.00 EA
2	7605-4375	R68269 FLEX LOOMI 3/4"	7.00 FT.
2	8820-1036	3/8-16x1 1/4" HHCS CAD	4.00 EA
2	8850-1006	3/8-16 HEX NUT CAD	4.00 EA
2	8855-1011	3/8 LOCKWASHER CAD	4.00 EA
2	7810-3717	1110-0513 CIRCUIT BREAKER	1.00 EA
2	7605-2661	MOUNTING PLATE	1.00 EA

35302-305-85

PIERRE THIBAUT, US ARMY

PC: 0

LEVEL	INVENTORY #	DESCRIPTION	QUANTITY U/M
2		MOUNTING PLATE INST'L 7605-3099	
2			
2			
2			
2			
1	25-AC-2	SINGLE AUX.COOLER BV,6V'S	1.00
2	REF.	AUX. RAD. COOLER INST'L 3-7605-3121	
2			
2	7605-3108	#3778-1-5 AUX. COOLER	1.00 EA
2	7610-6369	2 1/4" RADIATOR HOSE	.75 FT
2	E871-1252	3/8 PIPE PLUG(STEEL)DLK.	2.00 EA
2		HOSE CLAMP 7600-0104 (4) INCLUDED W/RAD.	
2			
2		DELETE FROM RADIATOR INSTALLATION	
2		RADIATOR HOSE 2-7605-0425 (1)	
2		TUBE 1-7605-0427 (1)	
2		RADIATOR HOSE 2-7605-0424 (1)	
1	25-AM-1	SPOTLIGHTS - D250 ROOF MT	1.00
2	7605-2841	#275-A SPOTLIGHT KIT	2.00 EA
2	7810-3717	1110-0513 CIRCUIT BREAKER	1.00 EA
2		MOUNT DRACKETS ARE INCLUDED	
2			
2	7605-7969	10-32X1SLT. RD. HD. MS. SS	6.00 EA
2	7605-7971	10-32X2 SLT. RD. HD. MS. SS.	2.00 EA
2	7605-7968	#10-32 MACH.SCREW NUT SS	8.00 EA
2	7605-7965	#100MACH. SCW. LOCKWASH S. S.	8.00 EA
1	25-BG	DUAL IGNITION PILOT LIGHT	1.00
2	7605-1513	#M-714 SWITCH	1.00 EA
2	7604-7512	#312130-N WARNING LIGHT	2.00 EA
2		REMOVE EXISTING BATTERY SELECTOR SWITCH.	
2		1-7810-3722 AND INSTALL 7605-1513.	
1	25-CH	AIR HORN W/BUTTON(GROVER)	1.00
2	7605-0109	#AL-1510 GROVER AIR HORN	2.00 EA
2	7605-0110	#AL-1734 GROVER HORN KIT	1.00 EA
2	7605-7498	3603T511 CHAIN SIZE 16	3.00 FT
2	7605-7499	6405-09 VINYL TUBING 5/16	3.00 FT
2	7604-3743	R2HX52-12V. VALVE	1.00 EA
2	7605-2572	5584 TOGGLE SWITCHES	1.00 EA
2	8871-1380	1/4XI/8 BUSHING BLK.STEEL	1.00 EA
2	8871-2108	0101-4-4 1/4 NIPPLE	2.00 EA
2	8871-2107	0101-2-2 MALE NIPPLE	3.00 EA
2	8871-2091	0202-2-2 FITTING	3.00 EA
2	7604-2401	68AB-4-2 1/4X1/8NPT	2.00 EA.
2	7605-3080	022X-4 1/4" CROSS TEE	1.00 EA
2	7604-2399	269AB-4-2 1/4TX1/8NPT	3.00 EA

EXPLODED REPO  
ALL LEVELS  
SORTED BY MODEL NUMBER  
COPY 1 OF 2

35302-305-85

PIERRE THIBAUT, US ARMY

PC: 0

LEVEL	INVENTORY #	DESCRIPTION	QUANTITY U/M
2	7604-2413	269AB-4-4 1/4TX1/4 NPT	2.00 EA.
2	7604-2404	68AB-4-4 1/4TX1/4 NPT	3.00 EA.
2	8871-2072	022T-4-4 FITTING	2.00 EA
2	8185-0137	PFT-4A-BLK-1000 1/4 TUDE	34.00 FT
2	7605-3237	SUPPORT-HORN VALVE	1.00 EA
2	7605-3238	TEE SUPPORT	1.00 EA
2	7605-4180	AIR HORN NAMEPLATE	1.00 EA
2	7605-7950	1/4-20X1 HHCS STAINLESS	4.00 EA
2	7605-7945	1/4-20 HEX NUT S S.	6.00 EA
2	7605-7951	1/4-20X1 1/4 HHCS S.S.	2.00 EA
2	7605-7946	1/4 LOCKWASHER-STAINLESS	6.00 EA
1	25-CX	HEATED MOISTURE EJECTORS	1.00
2	7605-1230	#284412 DRAIN VALVE	5.00 EA
2	8870-1055	3/8 X 3 NIPPLE BLK.	4.00 EA
2	7810-3717	1110-0513 CIRCUIT DREAKER	5.00 EA
2	7604-7034	#30090-6 BRACKET	1.00 EA
2			
2		REMOVE THE FOLLOWING FROM SECTION 14:	
2		MOISTURE EJECTOR-7605-3577-1EA	
2		DRAIN COCK-7605-0492-4EA	
1	25-DR	BATT. ISOLATOR-130 AMP ALT	1.00
2	7605-1832	#1602 BATTERY ISOLATOR	1.00 EA
1	25-EZ	LADDER SUPT ENC ASSY-LTI	1.00
2		LADDER SUPT ASSY 5-7605-4693	
2	7605-4687	ANGLE	2.00 EA
2	7605-4688	FRT. SHEET	1.00 EA
2	7605-4689	UPPER REAR SHEET	1.00 EA
2	7605-4690	LOWER REAR SHEET	1.00 EA
2	7605-4691	L.H. SIDE SHEET	1.00 EA
2	7605-4692	R.H. SIDE SHEET	1.00 EA
2	8855-1009	1/4" LOCKWASHER CAD	45.00 EA
2	8203-0949	1/4-20)3/4" TRUSS-PHIL-SS	58.00 EA
2	8820-1001	1/4-20x1/2 GR. 58820-1001	5.00 EA
2	7605-3008-N	9654-08 INSERT 1/4-20 CAD	63.00 EA
2	7605-4786	ANGLE	2.00 EA
2	8855-1407	1/4 STAR LOCKWASHER(EXT.)	16.00 EA
2		CAD RE-WORK--4-7605-4315	
1	25-FV	JAKE BRAKE SWITCH	1.00
2	7605-7536	2GG51-73 STD. JAKE SWITCH	1.00 EA
2	7810-3717	1110-0513 CIRCUIT BREAKIER	1.00 EA
2	7605-7490	JAKE BRAKE TAG	1.00 EA
2	7605-9283	3590 PRESS.SENSING LKIT8	1.00 EA
1	25-GA	ADDITIONAL TACH.MOTOROLA	1.00
2	7605-5690	7ATH24042 TACHOMETER-BLK	1 00 EA
2			
2		NOTE:	
2		SHIP LOOSE	

EXPLODED REPO  
 ALL LEVELS  
 SORTED BY MODEL NUMBER  
 COPY 1 OF 2

35302-305-85

PIERRE THIBAUT, US ARMY

PC: 0

LEVEL	INVENTORY #	DESCRIPTION	QUANTITY U/M
2			
2			
2			
1	25-GA	ADDITIONAL TACH. MOTOROLA	1.00
2	7605-5690	7AIH24042 TACHOMETER-DLK	1.00 EA
2			
2	NOTE:	SHIP LOOSE	
2			
2			
1	7605-4530	113 3/8"X60" FLOORTITE	4.00 YD
1	7605-3373	J1600AE BELT W/HOWE&PLAT	3.00 EA
1	7604-2430	IMMi-3200/F00294-RETRACTOR	6.00 EA.
1	7605-8380	FLOOR EDGE (S. S.)	2.00 EA

**CAB ASSEMBLY**

<b><u>FIGURE/ INDEX NO.</u></b>	<b><u>PART NUMBER</u></b>	<b><u>DESCRIPTION</u></b>	<b><u>VENDOR/ MANUFACTURER</u></b>	<b><u>QTY</u></b>
	QWT 85	Cab Assy	Thibault	Ref.
	A40-120	Inverter-110VAC	Dynamote	1
	Model 3100	Siren/PA Assy	Code 3	1
	05-05-1502	Control Panel Assy Warning Lights	Thibault	1
	12-03-193	Tachometer Assy-RPM	Thibault	1
	05-14-31	Plate Mounting-Ladder PTO Switch and Pump Power Shift	Thibault	1

**NOTE:** For parts listing of Switch and Light Assemblies mounted on the Warning Light Control Panel refer to "Wiring Schematic - Chassis".



**INVERTER - 110 VAC**

<b><u>FIGURE/ INDEX NO.</u></b>	<b><u>PART NUMBER</u></b>	<b><u>DESCRIPTION</u></b>	<b><u>VENDOR/ MANUFACTURER</u></b>	<b><u>QTY</u></b>
---	---------------------------	---------------------------	--	-------------------

	A40-120	Inverter-110 VAC	Dynamote	Ref.
--	---------	------------------	----------	------

**NOTE:** Parts list for the Inverter is listed at the rear of the "Dynamote Power Systems Instruction Manual" - Refer to Part 2, Volume 3.

SIREN/PA ASSEMBLY

<u>FIGURE/ INDEX NO.</u>	<u>PART NUMBER</u>	<u>DESCRIPTION</u>	<u>VENDOR/ MANUFACTURER</u>	<u>QTY</u>
2-3	Model 3100	Siren/PA Assy	Code 3	
	PSE 100	Speaker Assy	Code 3	1
Q1, Q2	633	2N5883 Motorola (only)		2
T1	606	Output Transformer	Code 3	1
SW1	615	On-Off Switch, Part of R108	Code 3	1
SW100	638	Radio/PA Switch	code 3	1
SW102	611	Rotary Switch	Code 3	1
SW103	623	Push Button - Red	Code 3	1
SW104	622	Push Button - White	Code 3	1
PL100, 101	1528	Lamp (Back Lighting)	Code 3	2
PL102	619	Lamp (PA/Radio)	Code 3	1
D1, D2	6077	Diode, 1N5367A	Commercial	2
	634	Microphone Jack	Code 3	1
	635	Knobs	Code 3	2
	628	Fuse - AGC 20	Code 3	1
	S92010	Cable Harness - 6 Wire	Code 3	1
	S92022	Cable Harness - 6 Wire (3100, 3200)	Code 3	1

**SIREN/PA ASSEMBLY (cont'd)**

<b><u>FIGURE/ INDEX NO.</u></b>	<b><u>PART NUMBER</u></b>	<b><u>DESCRIPTION</u></b>	<b><u>VENDOR/ MANUFACTURER</u></b>	<b><u>QTY</u></b>
2-3	Model 3100	Siren/PA Assy	Code 3	Ref.

**FRONT CIRCUIT BOARD**

**Resistors\***

R100, 3, 9, 10, 12	6037	1. 0K Ohm	Commercial	5
R101	6074	100 ohm	Commercial	1
R102, 5	6047	10K ohm	Commercial	2
R104	6054	180K ohm	Commercial	1
R106	722	10K ohm Trimpot	Commercial	1
R107	6049	20K Ohm	Commercial	1
R108	615	10K ohm Potentiometer (Part of S1)	Commercial	1
R111	723	1. 0K ohm Trimpot	Commercial	1

\*all fixed resistors 1/4W, 5%

**Capacitor s\***

C100	6058	22 mfd Tantalum	Commercial	1
C101, 5, 6	6057	1 mfd Tantalum	Commercial	3
C102	6028	005 mfd Ceramic Disc	Commercial	1
C103, 10	6022	01 mfd Ceramic Disc	Commercial	2
C104, 7	6027	47 mfd Electrolytic	Commercial	2
C108, 9, 11	6025	1 mfd Ceramic Disc	Commercial	3

\*all capacitors 35 WVDC minimum

**SIREN/PA ASSEMBLY (cont'd)**

<b><u>FIGURE/ INDEX NO.</u></b>	<b><u>PART NUMBER</u></b>	<b><u>DESCRIPTION</u></b>	<b><u>VENDOR/ MANUFACTURER</u></b>	<b><u>QTY</u></b>
2-3	Model 3100	Siren/PA Assy	Code 3	Ref.

**FRONT CIRCUIT BOARD (cont'd)**

**Diodes and Transistors**

D100, 5	6017	1N4001	Commercial	2
D101	6072	1N4745A	Commercial	1
D102, 3, 4	6009	1N914	Commercial	3
Q100	6071	MPS-U07	Commercial	1
Q101	6013	2N3904	Commercial	1

**Integrated Circuits**

1C100	632	78M05	Commercial	1
1C101	6016	555	Commercial	1
1C102	6073	78L08	Commercial	1
1C103	6012	7407	Commercial	1

**Miscellaneous**

L100	6079	10 uhy inductor	Commercial	1
------	------	-----------------	------------	---

SIREN/PA ASSEMBLY (cont'd)

<u>FIGURE/ INDEX NO.</u>	<u>PART NUMBER</u>	<u>DESCRIPTION</u>	<u>VENDOR/ MANUFACTURER</u>	<u>QTY</u>
2-3	Model 3100	Siren/PA Assy	Code 3	Ref.
<u>MAIN CIRCUIT BOARD</u>				
<u>Resistors*</u>				
R200, 8	6040	1. 3 ohm	Commercial	2
R201	6036	820 ohm	Commercial	1
R202, 9, 13, 14, 19, 22, 23, 24, 34	6037	1. 0K ohm	Commercial	9
R203, 4	6062	220K ohm	Commercial	2
R205	6046	9. 1K ohm	Commercial	1
R206, 231	6050	39K ohm	Commercial	2
R207	6044	3. 9K ohm	Commercial	1
R210	6063	2. 2K ohm	Commercial	1
R211	6043	3. 0K ohm	Commercial	1
R212	6055	430K ohm	Commercial	1
R215, 6, 20, 26, 27, 28, 30, 32, 33, 36, 39	6047	10K ohm	Commercial	11
R217, 8	6030	10 ohm	Commercial	2
R221	6029	. 39 ohm, 2W	Commercial	1
R225	6051	75K ohm	Commercial	1
R229	6042	2. 7K ohm	Commercial	1
R235	6048	16K ohm	Commercial	1
R237	6052	100K ohm	Commercial	1
R238	6034	620 ohm	Commercial	1
R240	6019	1. 0K ohm Trimpot	Commercial	1
R241	6064	820K ohm	Commercial	1
R243	6002	Thermistor, Ferwal KA31L1	Commercial	1

**SIREN/PA ASSEMBLY (cont'd)**

<b><u>FIGURE/ INDEX NO.</u></b>	<b><u>PART NUMBER</u></b>	<b><u>DESCRIPTION</u></b>	<b><u>VENDOR/ MANUFACTURER</u></b>	<b><u>QTY</u></b>
2-3	Model 3100	Siren/PA Assy	Code 3	Ref.

**MAIN CIRCUIT BOARD (cont'd)**

**Resistors\* (cont'd)**

R244	6031	390 ohms	Commercial	1
------	------	----------	------------	---

\*all fixed resistors 1/4W, 5% except as noted

**Capacitors\***

C200	6059	22 mfd, 5%, Tantalum 6V	Commercial	1
C201	6024	. 22 mfd, 5%, Mylar	Commercial	1
C202, 5, 6	6021	. 1 mfd Ceramic Disc	Commercial	3
C203, 4	6023	. 05 mfd Ceramic Disc	Commercial	2
C207	6026	. 001 mfd Ceramic Disc	Commercial	1
C208	6022	. 01 mfd Ceramic Disc	Commercial	1

\*all capacitors 35 WVDC minimum

**Diodes and Transistors**

D200, 3, 4	6017	1N4001	Commercial	3
D201, 2	6009	1N914	Commercial	2
Q200, 1	6015	D40D1	Commercial	2
Q202, 3	6014	MJE3300	Commercial	2
Q205	6013	2N3904	Commercial	1
Q206	6010	2N3906	Commercial	1

**Integrated Circuits**

1C200	6008	14052	Commercial	1
1C201	6016	555	Commercial	1
1C202	6007	LM324	Commercial	1
IC203	6000	74LS324	Commercial	1
1C204	6004	7427	Commercial	1

**SIREN/PA ASSEMBLY (cont'd)**

<b><u>FIGURE/ INDEX NO.</u></b>	<b><u>PART NUMBER</u></b>	<b><u>DESCRIPTION</u></b>	<b><u>VENDOR/ MANUFACTURER</u></b>	<b><u>QTY</u></b>
2-3	Model 3100	Siren/PA Assy	Code 3	Ref.

**MAIN CIRCUIT BOARD (cont'd)**

**Integrated Circuits (cont'd)**

1C205	6001	74159	Commercial	1
1C206	6012	7407	Commercial	1
1C207	6003	7406	Commercial	1

**Miscellaneous**

T100	607	Audio Transformer	Code 3	1
------	-----	-------------------	--------	---

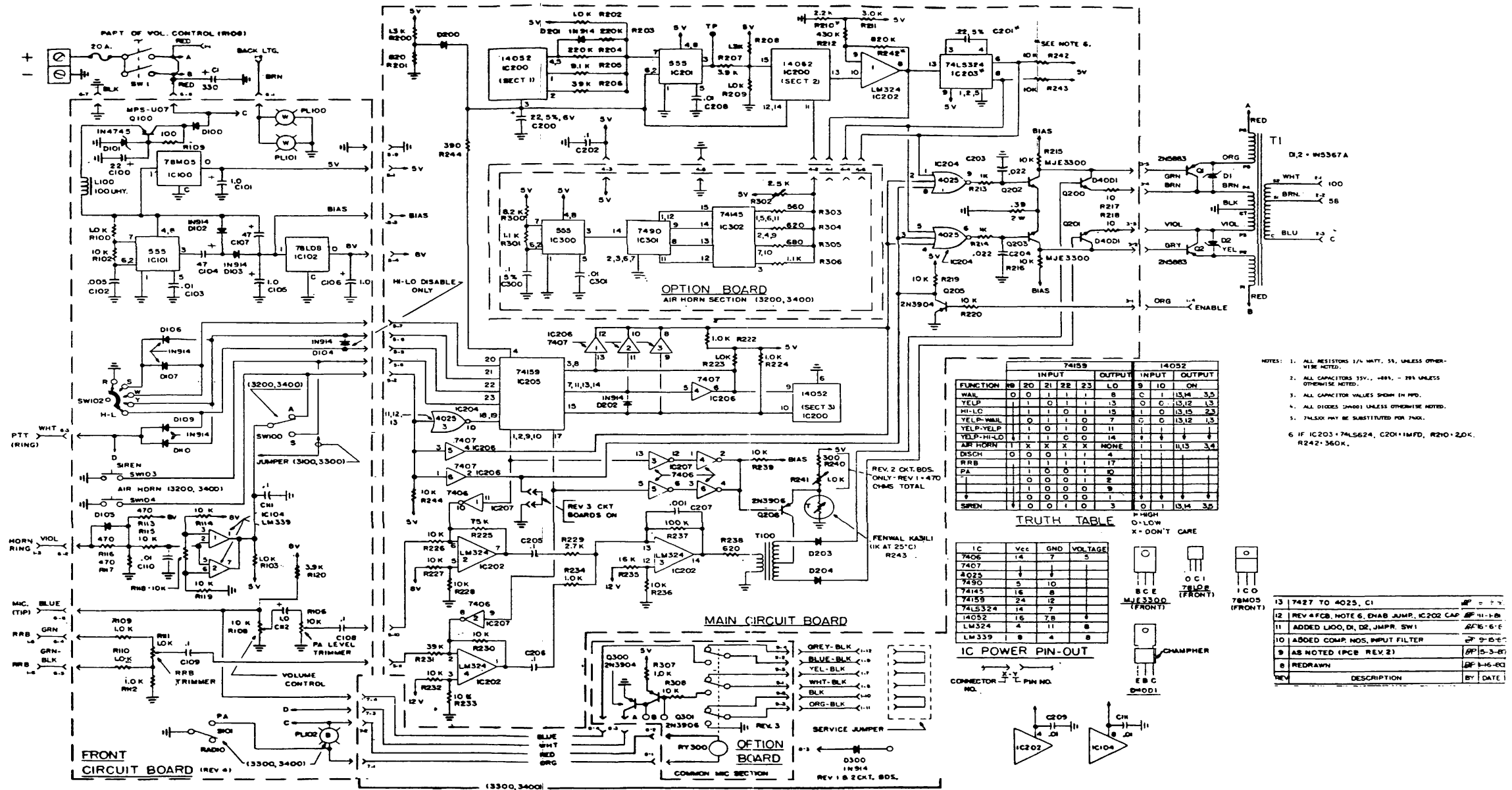


Figure 2-3. Siren/PA Assembly Schematic



**PSE 100 SPEAKER ASSEMBLY**

<b><u>FIGURE/ INDEX NO.</u></b>	<b><u>PART NUMBER</u></b>	<b><u>DESCRIPTION</u></b>	<b><u>VENDOR/ MANUFACTURER</u></b>	<b><u>QTY</u></b>
PSE 100	Speaker Assy		Code 3	Ref.
1.	P15000	Driver 100 Watt	Code 3	1
2.	P15001	Washer, Steel	Code 3	1
3.	P15002	Washer, Paper	Code 3	2
4.	P15003	Plastic Horn	Code 3	1
5.	P15002	Washer, Paper	Code 3	2
6.	P15004	Washer, Velutex	Code 3	1
7.	P15005	Washer, Rubber	Code 3	2
8.		Re-Entrant Tip )		
9.	A15000	Name Plate ) Tip Assy	Code 3	1
10.		Pop Rivet )		
11.	P15006	Mounting Bracket	Code 3	1
12	P15007	1/4-20 x 1/2" Mtg. Bolts	Code 3	2
	P1000	Mounting Screws #8	Code 3	4
	A15001	Wires with terminals	Code 3	2

**NOTE:** For Illustration of Speaker Assembly refer to Part 2, Volume 3.

**CONTROL PANEL ASSEMBLY - WARNING LIGHTS**

<b><u>FIGURE/ INDEX NO.</u></b>	<b><u>PART NUMBER</u></b>	<b><u>DESCRIPTION</u></b>	<b><u>VENDOR/ MANUFACTURER</u></b>	<b><u>QTY</u></b>
2-4	05-05-1502	Control Panel Assy - Warning Lights	Thibault	Ref.
1	05-05-1503	Main Case Assy	Thibault	1
2	30090-06	Breaker Holder-6	Cole Hersee	2
3	30090-02	Breaker Holder-2	Cole Hersee	2
4	05-05-1504	Panel Cover	Thibault	1
5	05-05-1505	Panel Cover Hinge	Thibault	1
6	09-03-45	Buss Bar	Thibault	1
7	09-03-46	Buss Bar	Thibault	1
8	09-03-47	Buss Bar	Thibault	1

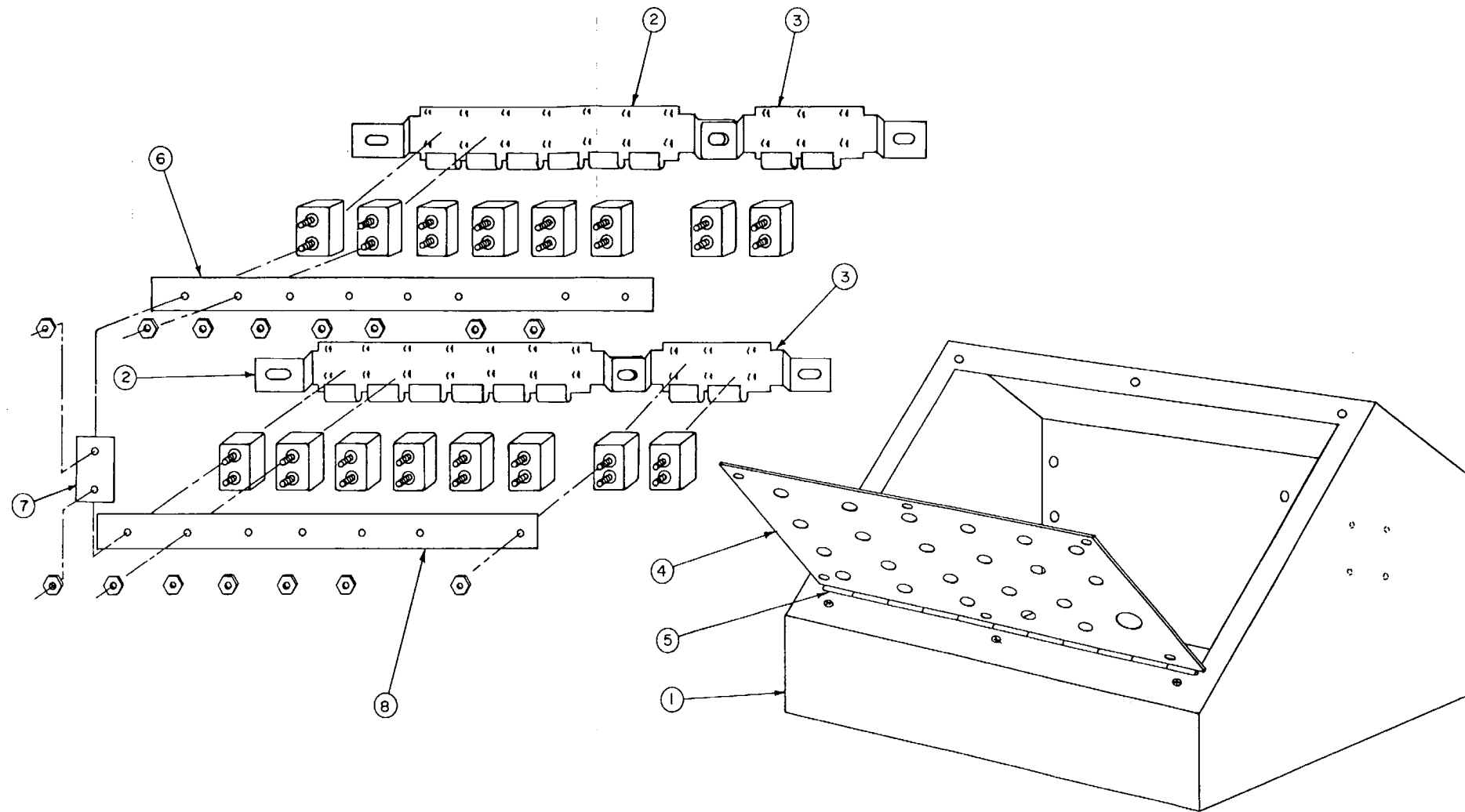


Figure 2-4. Control Panel Assembly - Warning Lights

**TACHOMETER ASSEMBLY**

<b><u>FIGURE/ INDEX NO.</u></b>	<b><u>PART NUMBER</u></b>	<b><u>DESCRIPTION</u></b>	<b><u>VENDOR/ MANUFACTURER</u></b>	<b><u>QTY</u></b>
2-5	12-03-193	Tachometer Assy-RPM	Thibault	Ref
1	TD-0501	Tachometer	Thomas G. Faria	3
2	TK-0002	Sender	Thomas G. Faria	3
3	777	Adapter 2:1	Stewart Morneau	1
4	12-03-194	Bushing	Thibault	2
5	12-03-195	Bushing	Thibault	1
6	12-03-196	Cap	Thibault	1
7	12-03-197	Tip Square	Thibault	3

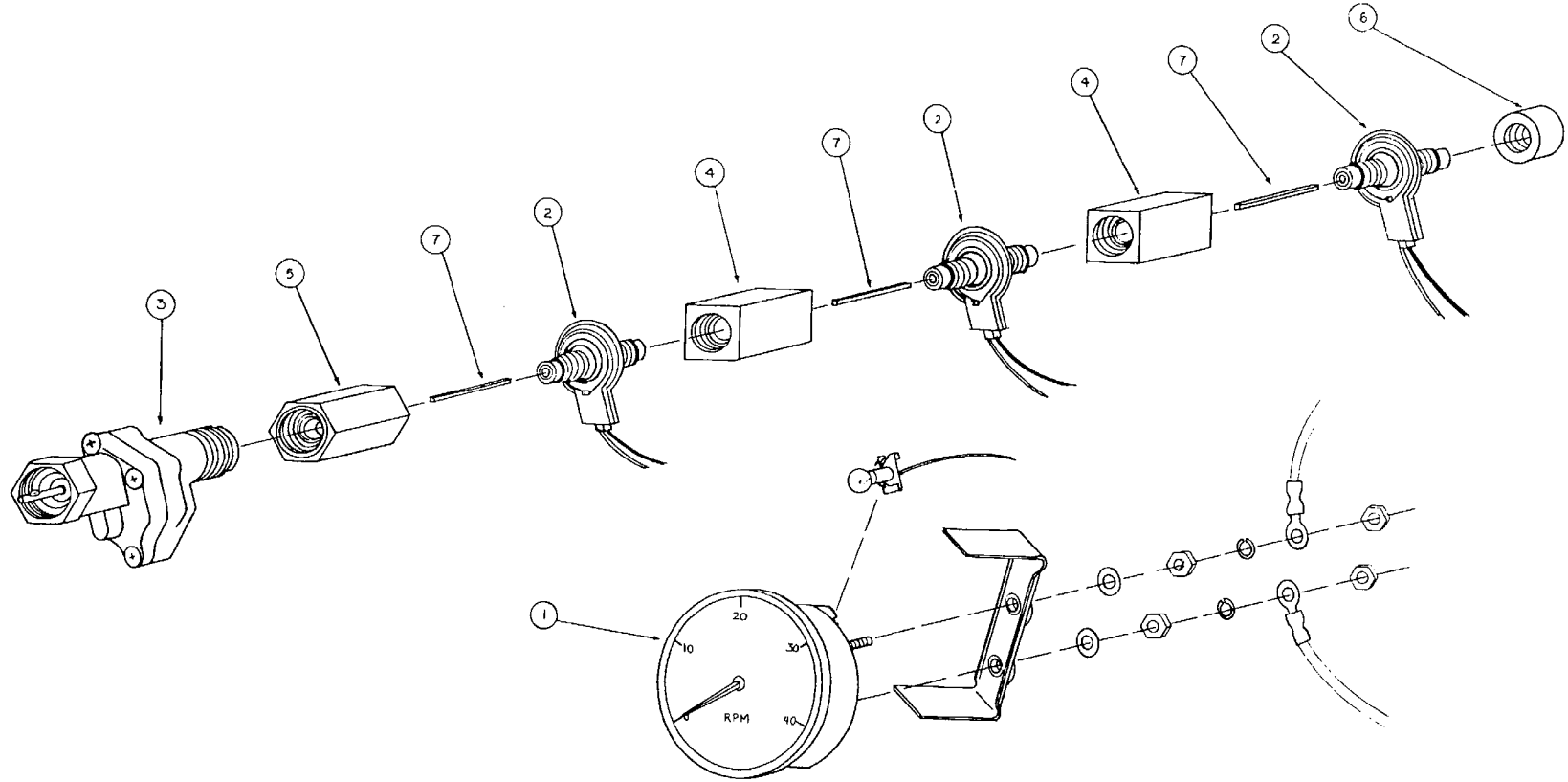


FIGURE 2-5.  
Tachometer Assembly

BODY ASSEMBLY

<u>FIGURE/ INDEX NO.</u>	<u>PART NUMBER</u>	<u>DESCRIPTION</u>	<u>VENDOR/ MANUFACTURER</u>	<u>QTY</u>
2-6	QWT 85	Body Assy	Thibault	Ref
1	QWT 85	Door Assy-Compartment	Thibault	1
2	QWT 85	Door Assy-Access	Thibault	1
3	QWT 85	Hand Rail Assy	Thibault	1
4	Man Saver	Safety Bar-30"	Fire Research	2
5	05-05-1510	Roller Assy-Hose	Thibault	2
6	18-23-1120	Bed Lock Assy-Ladder	Thibault	1
	QWT 85	Floor Assy-Hardwood	Thibault	1
	05-05-1510	Roller Assy-Hose	Thibault	2
	05-05-1527	Seat Cab-Passenger	Thibault	1
	05-05-1527	Seat Canopy	Thibault	2
	QWT 85	Bracket Assy Ground Ladders	Thibault	1
	05-05-113	Bracket Holding Soft Ground Plate	Thibault	2
	05-05-114	Plate - Soft Ground	Thibault	4
	05-05-116	Wheel Chalks w/Mounting Bracket	Thibault	2

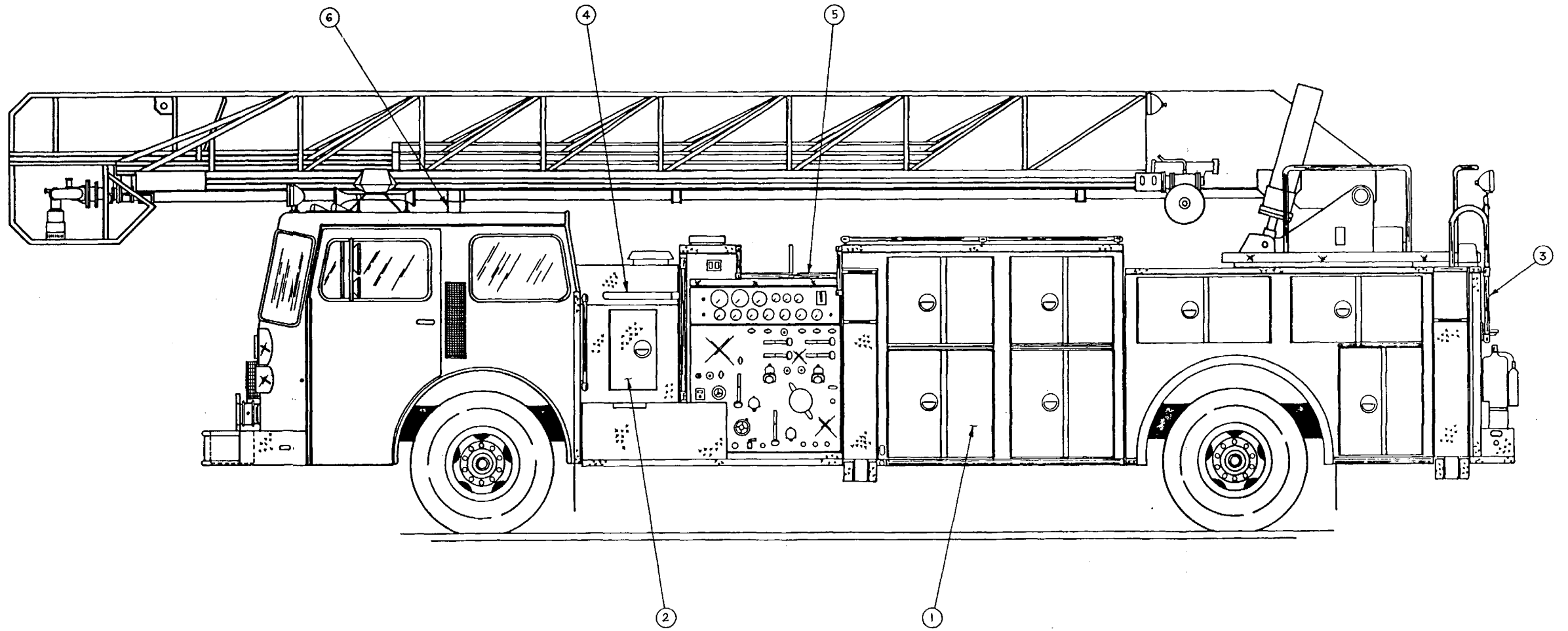


FIGURE 2-6.  
Body Assembly

**TACHOMETER ASSEMBLY**

<b><u>FIGURE/ INDEX NO.</u></b>	<b><u>PART NUMBER</u></b>	<b><u>DESCRIPTION</u></b>	<b><u>VENDOR/ MANUFACTURER</u></b>	<b><u>QTY</u></b>
2-7	QWT 85	Door Assy-Compt	Thibault	Ref
1	49-1600-234	Doors Assy 1 - 26x33	Thibault	2
2	49-1600-235	Doors Assy 2 - 18x41	Thibault	2
3	49-1600-236	Doors Assy 3 - 30x27	Thibault	2
4	49-1600-237	Doors Assy 4 - 30x33	Thibault	4
2-8				
5	05-05-129	Plate Mounting Door Switch Thibault		1C
6	B-45-800-30	Striker	Thibault	10
7	55	Door Catch*	Al Hansen MFG Co.	10
9	3-206U	Lock & Striker*	Eberhard	10
10	79-L	Handle-"D' Ring*	Al Hansen MFG Co.	10
	23085	Gasket-Rubber	Faucher	A/R

- NOTES:
1. \* For parts list refer to Part 2, Volume 3
  2. For ordering doors, Passenger or Driver side must be indicated.
  3. Measurements are door openings.






FIGURE 2-7.  
Door Assembly -  
Compartment

DOOR ASSEMBLY 1

<u>FIGURE/ INDEX NO.</u>	<u>PART NUMBER</u>	<u>DESCRIPTION</u>	<u>VENDOR/ MANUFACTURER</u>	<u>QTY</u>
2-8	49-1600-234	Door Assy 1	Thibault	Ref
1	49-1600-234-H	Hinges S/S	Thibault	2
2	49-1600-234A	Door Panel	Thibault	1
4	2395-LL-No.30	Door spring	Buyers Product	2
8	49-1600-234-B	Door Panel	Thibault	1

DOOR ASSEMBLY 2

<u>FIGURE/ INDEX NO.</u>	<u>PART NUMBER</u>	<u>DESCRIPTION</u>	<u>VENDOR/ MANUFACTURER</u>	<u>QTY</u>
2-8	49-1600-235	Door Assy 2	Thibault	Ref
1	49-1600-235-H	Hinges S/S	Thibault	2
2	49-1600-235-A	Door Panel	Thibault	1
4	2395-LL-No.30	Door Spring	Buyers Product	2
8	49-1600-235-B	Door Pane]	Thibault	1

DOOR ASSEMBLY 3

<u>FIGURE/ INDEX NO.</u>	<u>PART NUMBER</u>	<u>DESCRIPTION</u>	<u>VENDOR/ MANUFACTURER</u>	<u>QTY</u>
2-8	49-1600-236	Door Assy 3	Thibault	Ref
1	49-1600-236-H	Hinges S/S	Thibault	2
2	49-1600-236-A	Door Panel	Thibault	1
4	65-22-2395-66- No.30 modified	Door spring	Thibault	2
8	49-1600-236-B	Door Panel	Thibault	1

DOOR ASSEMBLY 4

<u>FIGURE/ INDEX NO.</u>	<u>PART NUMBER</u>	<u>DESCRIPTION</u>	<u>VENDOR/ MANUFACTURER</u>	<u>QTY</u>
2-8	49-1600-237	Door Assy 4	Thibault	Ref
1	49-1600-237-H	Hinges S/S	Thibault	2
2	49-1600-237-A	Door Panel	Thibault	1
4	2395-LL-No.30	Door Spring	Buyers Product	2
8	49-1600-237-B	Door Panel	Thibault	1

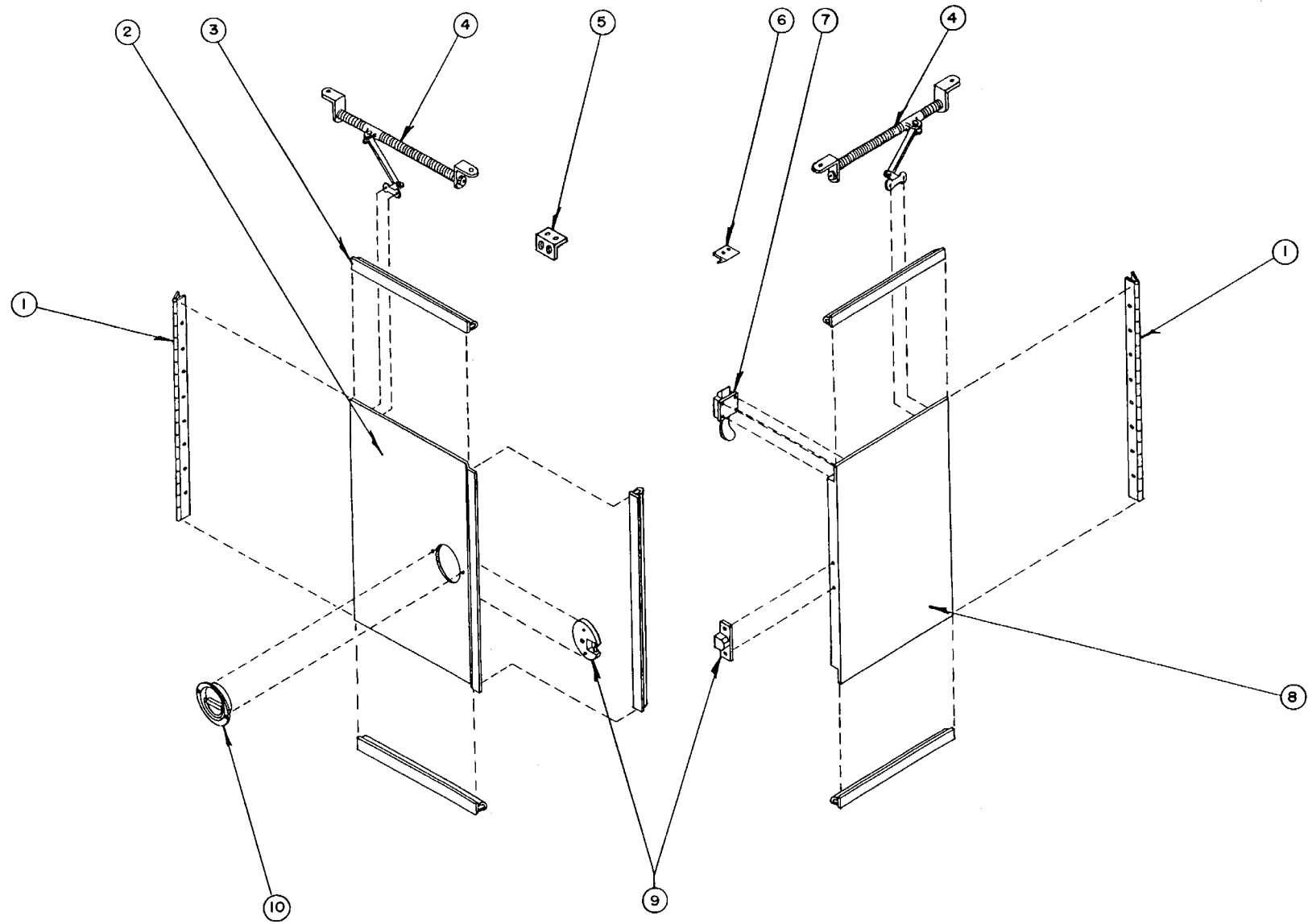


FIGURE 2-8.  
Door Assembly

DOOR ASSEMBLY - ACCESS

<u>FIGURE/ INDEX NO.</u>	<u>PART NUMBER</u>	<u>DESCRIPTION</u>	<u>VENDOR/ MANUFACTURER</u>	<u>QTY</u>
2-9	QWT 85	Door Assy - Access	Thibault	Ref
1	49-1600-238	Door Assy - Access 1 12 x 12	Thibault	1
2	49-1600-239	Door Assy - Access 2 22 x 13 1/2	Thibault	1
3	49-1600-240	Door Assy - Access 3 12 x 17	Thibault	1
2-10				
4	49-1600-241	Door Assy - Access 4 12 x 17 1/2	Thibault	1
5	49-1600-242	Door Assy - Access 5 12 x 17 1/2	Thibault	1
6	49-1600-243	Door Assy - Access 6 Battery	Thibault	1
7	49-1600-246	Door Assy Access 7 22 x 13 1/2	Thibault	1
8	49-1600-244	Door Assy - Access 8 46 x 13 1/2	Thibault	1
2-11				
9	49-1600-245	Door Assy - Access 9 34 x 26 1/2	Thibault	1

- NOTES:
1. For ordering doors, Passenger or Driver side must be indicated.
  2. Measurements are door openings.

DOOR ASSEMBLY - ACCESS 1

<u>FIGURE/ INDEX NO.</u>	<u>PART NUMBER</u>	<u>DESCRIPTION</u>	<u>VENDOR/ MANUFACTURER</u>	<u>QTY</u>
2-9	49-1600-238	Door Assy - Access 1	Thibault	Ref
	49-1600-238H	Hinges S/S	Thibault	1
	79-L	Handle 'D' Ring	Hansen	1
	49-160.0-238A	Door Panel	Thibault	1
	3-206U	Lock and Striker	Eberhard	1



DOOR ASSEMBLY - ACCESS 2

<u>FIGURE/ INDEX NO.</u>	<u>PART NUMBER</u>	<u>DESCRIPTION</u>	<u>VENDOR/ MANUFACTURER</u>	<u>QTY</u>
2-9	49-1600-239	Door Assy - Access 2	Thibault	Ref
	49-1600-239H	Hinges S/S	Thibault	1
	79-L	Handle "D" Ring	Hansen	1
	49-1600-239A	Door Panel	Thibault	1
	3-206U	Lock and Striker	Eberhard	1
	49-1600-239C	Chain Retainer	Thibault	1

DOOR ASSEMBLY - ACCESS 3

<u>FIGURE/ INDEX NO.</u>	<u>PART NUMBER</u>	<u>DESCRIPTION</u>	<u>VENDOR/ MANUFACTURER</u>	<u>QTY</u>
2-9	49-1600-240	Door Assy - Access 3	Thibault	Ref
	49-1600-240H	Hinges S/S	Thibault	1
	49-1600-240A	Door Panel	Thibault	1
	L-0-112	Handle	Moulage sous Pression	1
	QWT 85	Rubber Hook Retainer Assy	Thibault	1

DOOR ASSEMBLY - ACCESS 4

<u>FIGURE/ INDEX NO.</u>	<u>PART NUMBER</u>	<u>DESCRIPTION</u>	<u>VENDOR/ MANUFACTURER</u>	<u>QTY</u>
2-10	49-1600-241	Door Assy - Access 4	Thibault	Ref
	49-1600-241H	Hinges S/S	Thibault	1
	49-1600-241A	Door Panel	Thibault	1
	L-0-112	Handle	Moulage sous Pression	1
	QWT 85	Rubber Hook Retainer Assy	Thibault	1

DOOR ASSEMBLY - ACCESS 5

<u>FIGURE/ INDEX NO.</u>	<u>PART NUMBER</u>	<u>DESCRIPTION</u>	<u>VENDOR/ MANUFACTURER</u>	<u>QTY</u>
2-10	49-1600-242	Door Assy - Access 5	Thibault	Ref
	49-1600-242H	Hinges S/S	Thibault	1
	49-1600-242A	Door Panel	Thibault	1
	L-0-112	Handle	Moulage sous Pression	1
	QWT 85	Rubber Hook Retainer Assy	Thibault	1

DOOR ASSEMBLY - ACCESS 6

<u>FIGURE/ INDEX NO.</u>	<u>PART NUMBER</u>	<u>DESCRIPTION</u>	<u>VENDOR/ MANUFACTURER</u>	<u>QTY</u>
2-10	49-1600-243	Door Assy - Access 6	Thibault	Ref
	49-1600-243H	Hinges S/S	Thibault	1
	49-1600-243A	Door Panel	Thibault	1
	49-1600-234B	Door Panel	Thibault	1
	49-1600-243C	Door Handle	Thibault	1

DOOR ASSEMBLY - ACCESS 7

<u>FIGURE/ INDEX NO.</u>	<u>PART NUMBER</u>	<u>DESCRIPTION</u>	<u>VENDOR/ MANUFACTURER</u>	<u>QTY</u>
2-10	49-1600-246	Door Assy - Access 7	Thibault	Ref
	49-1600-246H	Hinges S/S	Thibault	1
	79-L	Handle "D" Ring	Hansen	1
	49-1600-246A	Door Panel	Thibault	1
	3-2906U	Lock & Striker	Eberhard	1
	49-1600-246C	Chain Retainer	Thibault	1

DOOR ASSEMBLY - ACCESS 8

<u>FIGURE/ INDEX NO.</u>	<u>PART NUMBER</u>	<u>DESCRIPTION</u>	<u>VENDOR/ MANUFACTURER</u>	<u>QTY</u>
2-10	49-1600-244	Door Assy - Access 8	Thibault	Ref
	49-1600-244H	Hinges S/S	Thibault	1
	49-1600-244A	Door panel	Thibault	1
	65-22-2395-LL No.30 Mod.	Door spring	Thibault	1
	79-L	Handle "D" Ring	Hansen	1
	3-206U	Lock & Striker	Eberhard	1

DOOR ASSEMBLY - ACCESS 9

<u>FIGURE/ INDEX NO.</u>	<u>PART NUMBER</u>	<u>DESCRIPTION</u>	<u>VENDOR/ MANUFACTURER</u>	<u>QTY</u>
2-11	49-1600'-245	Door Assy'- Access 9	Thibault	Ref
	49-1600-245H	Hinges S/S	Thibault	1
	49-1600-245A	Door Panel	Thibault	1
	49-1600-245B	Door Panel	Thibault	1
	79-L	Handle "D" Ring	Hansen	1
	3-206U	Lock & Striker	Eberhard	1
	49-1600-245C	Chain Retainer	Thibault	2
	05-05-129	Plate Mounting Door Switch	Thibault	1



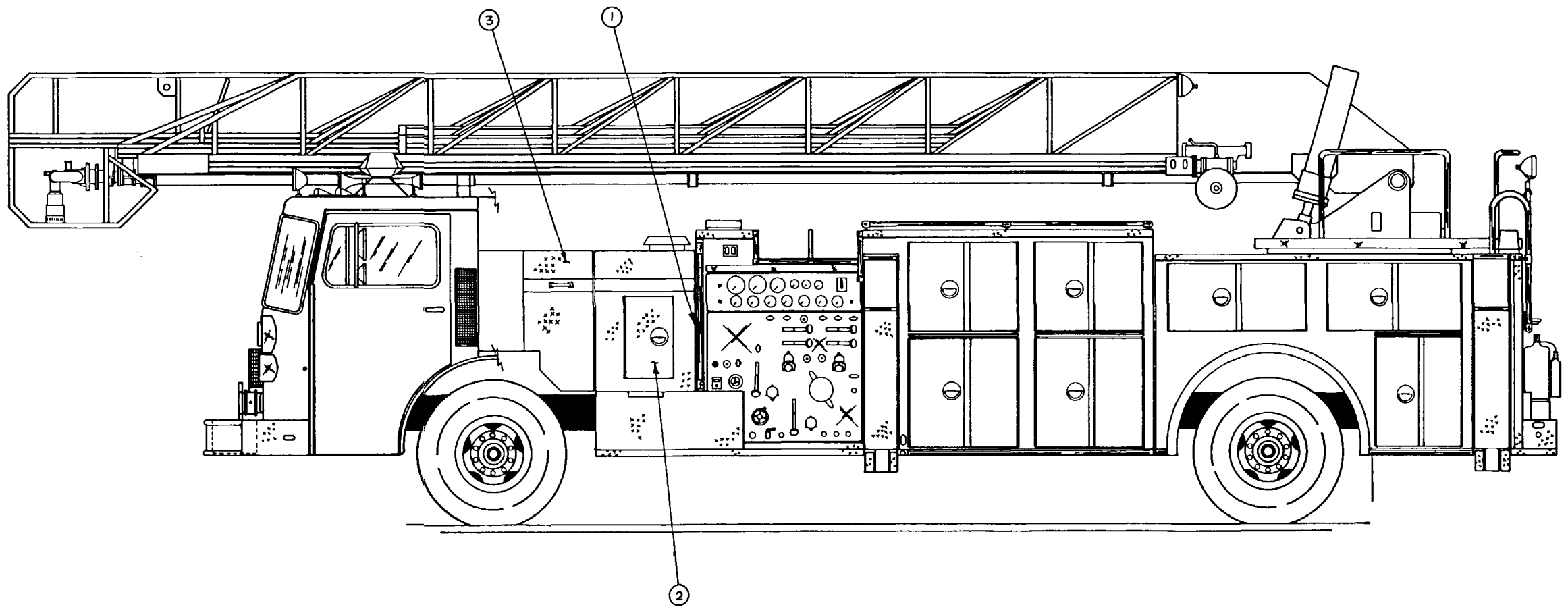


FIGURE 2-9.  
Door Assembly - Access  
Left

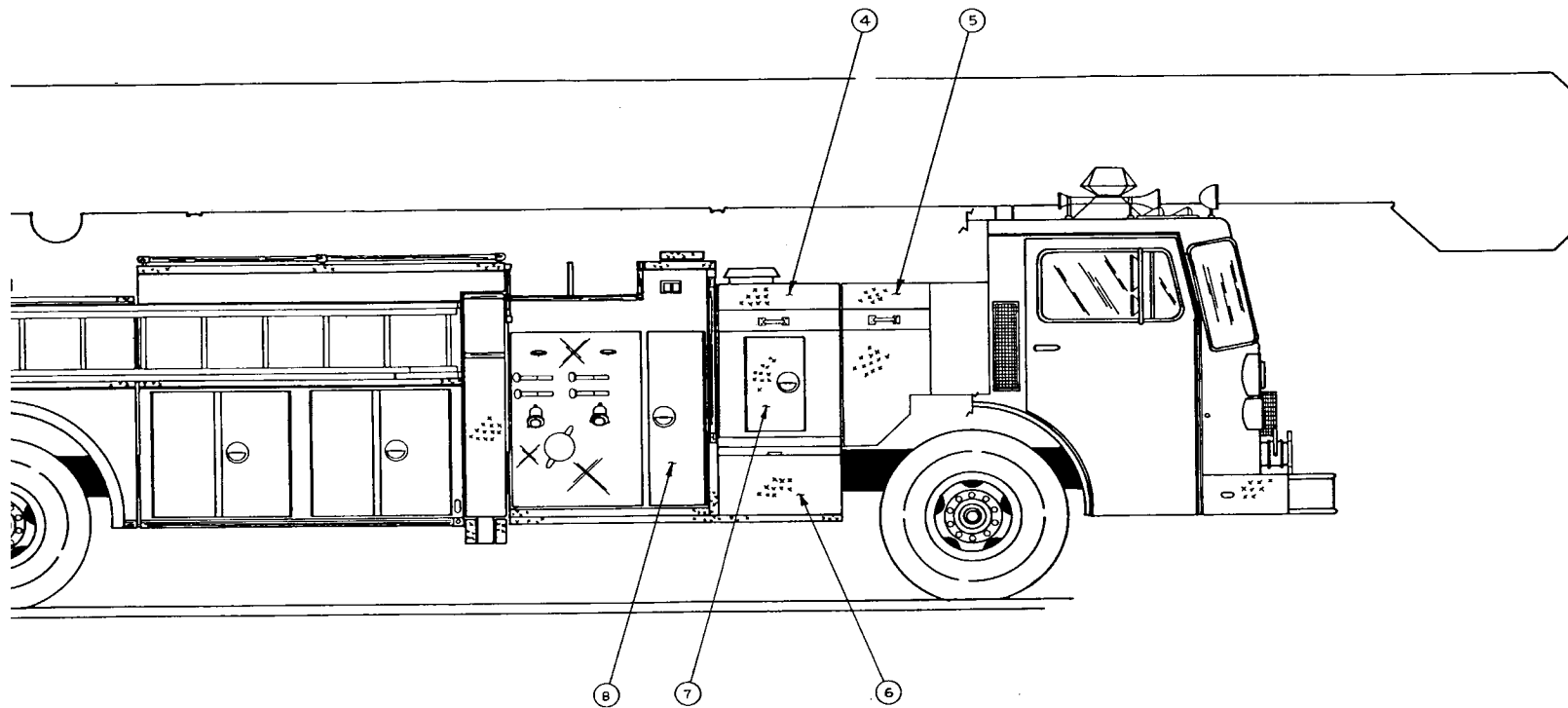


FIGURE 2-10  
Door Assembly - Access  
Right

Figure 2-10. Door Assembly - Access Right

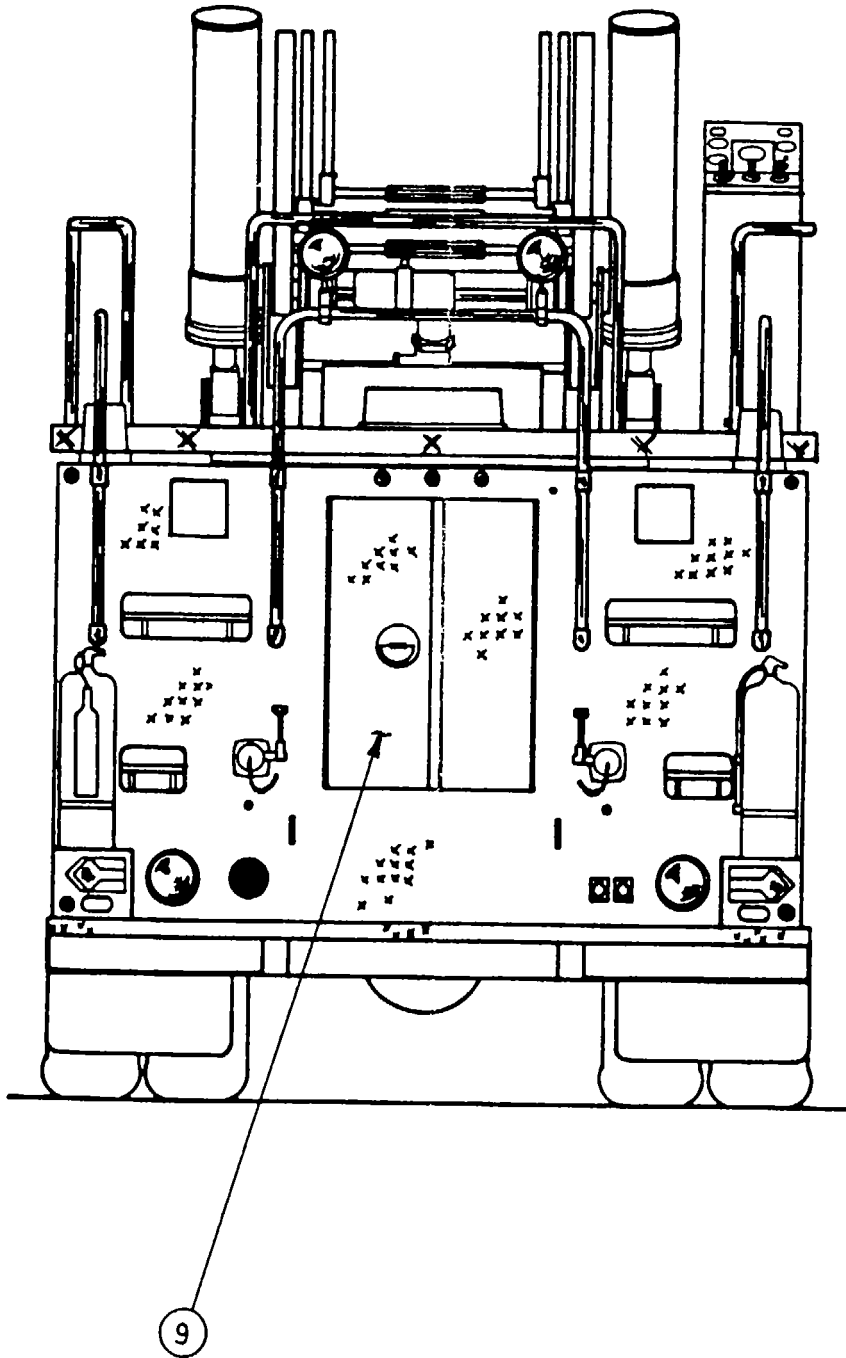


FIGURE 2-11. Door Assembly - Access Rear

**RUBBER HOOK 'RETAINER ASSEMBLY**

<u>FIGURE/ INDEX NO.</u>	<u>PART NUMBER</u>	<u>VENDOR/ DESCRIPTION</u>	<u>MANUFACTURER</u>	<u>QTY</u>
	QWT 85	Rubber Hook Retainer Assy	Thibault	Ref
	71D1376	Rubber Handle	Huntington	1
	277-A-80-1	Anchor Bracket	Huntington	1
	028-112	Hood Bracket	Huntington	1
		Machine Screw Round Head Y4-20 NC 1 1/2" S/S	Commercial	1
		Elastic Stop Nut 1/4" 20 NC S/S	Commercial	1

NOTE: For illustration, refer to Part 2,  
Volume 3.

**HAND RAIL ASSEMBLY**

<u>FIGURE/ INDEX NO</u>	<u>PART NUMBER</u>	<u>DESCRIPTION</u>	<u>VENDOR/ MANUFACTURER</u>	<u>QTY</u>
2-12	QWT 85	Hand Rail Assy	Thibault	Ref
1	1 1/4" x 180	Pipe 1 1/4" S/S	Firth Brown	A/R
2	05-12-05	Ball End Support	Thibault	16
3	05-12-04	Tee Support	Thibault	6
4	05-12-24	Rail Flange	Thibault	2

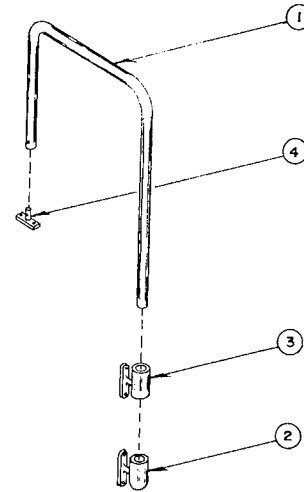
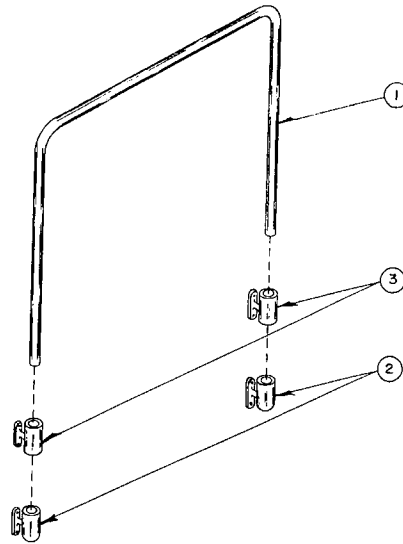
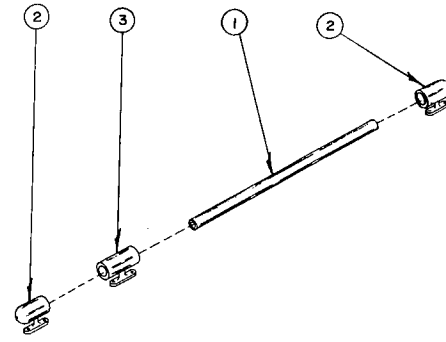
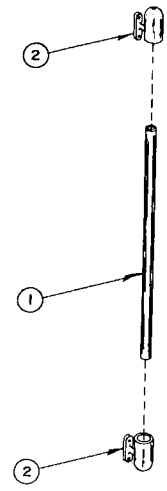


FIGURE 2-12. Hand Rail Assembly

**FLOOR ASSEMBLY - HARDWOOD**

<u>FIGURE INDEX NO</u>	<u>VENDOR/ PART NUMBER</u>	<u>DESCRIPTION</u>	<u>MANUFACTURER</u>	<u>QTY</u>
2-13	QWT 85	Floor Assy-Hardwood	Thibault	Ref
1	QWT 85	Slats-Oak	Thibault	A/R
2	1 1/2"x12 Ga	Cross Member-Steel	Thibault	A/R
3	5/16" x 3/4"	Cross Member-Oak	Thibault	A/R
4	No 10 x 1/2"	Wood Screw	Commercial	A/R
2-14				
1	05-05-1528	Bumper Compartment-Front	Thibault	1
2	05-05-1529A	Floor Hose Bed Assy- Transverse	Thibault	1
3	05-05-1538	Floor Hose Bed Assy-Top	Thibault	1
4	05-05-1530	Compartment	Thibault	1
5	05-05-1531	Compartment	Thibault	1
6	05-05-1532	Compartment	Thibault	1
2-15				
7	05-05-1533	Compartment	Thibault	1
8	05-05-1534	Compartment	Thibault	1
9	05-05-1535	Compartment	Thibault	1
10	05-05-1536	Compartment	Thibault	1
11	05-05-1537	Compartment	Thibault	1
12	05-05-1538	Compartment	Thibault	1

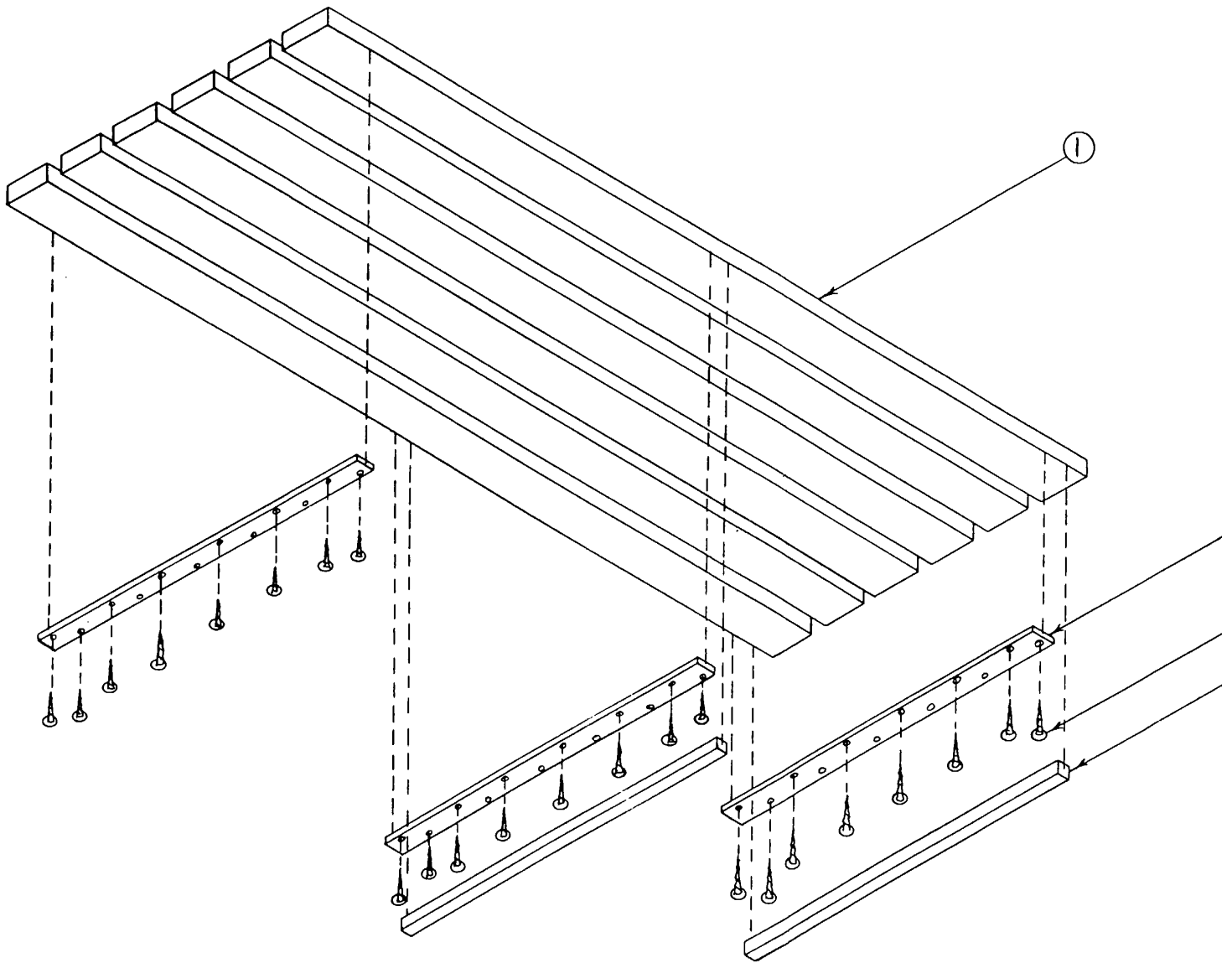


FIGURE 2-13. Floor Assembly - Hardwood



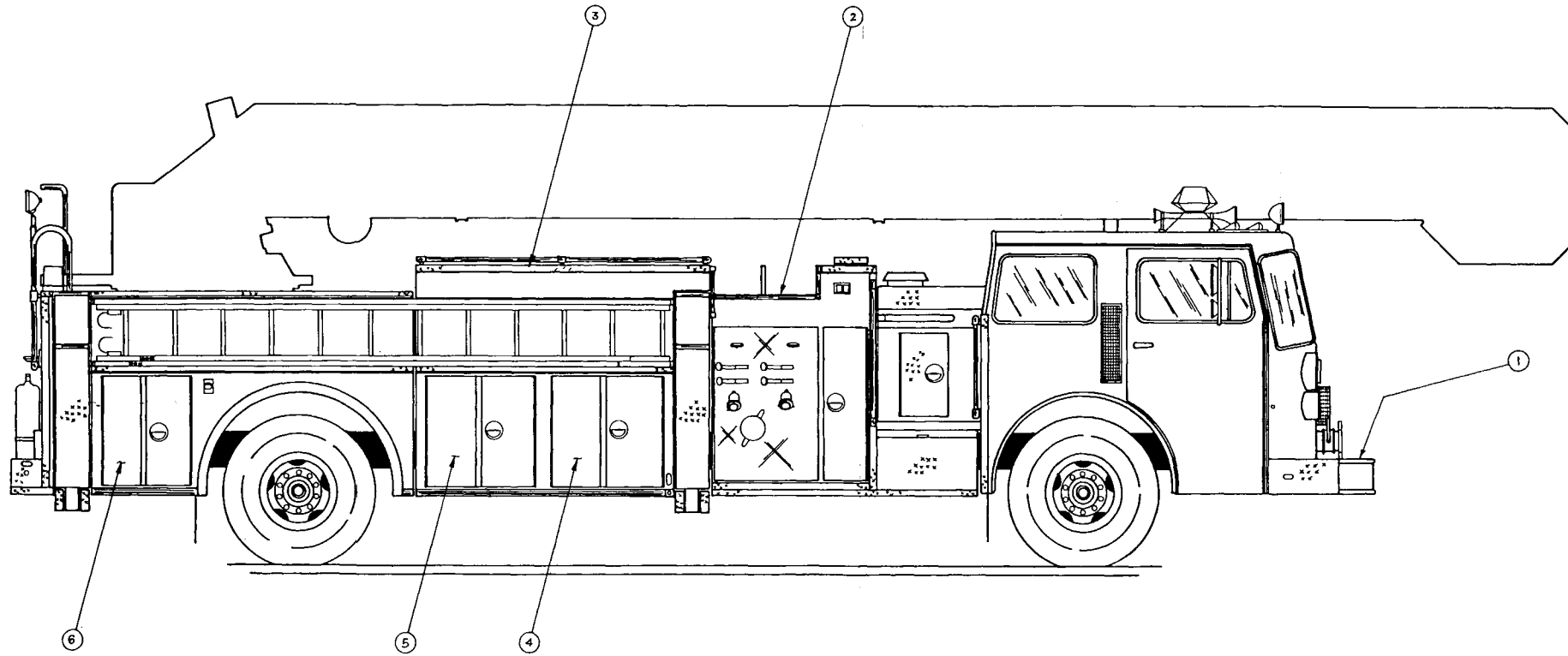


Figure 2-14. Floor Assembly Locations -Right

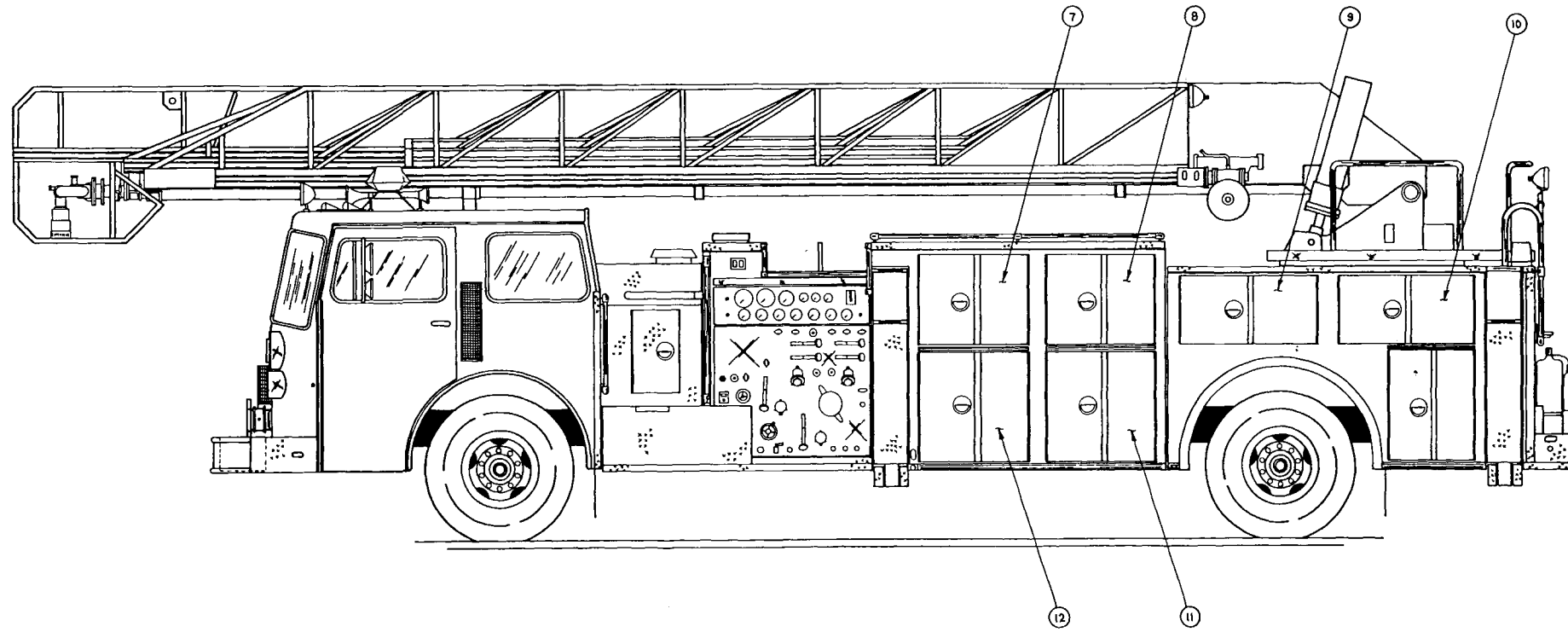


Figure 2-15. Floor Assembly Locations - Left

**FLOOR HOSE BED ASSEMBLY - TRANSVERSE**

<u>FIGURE/ INDEX NO</u>	<u>PART NUMBER</u>	<u>DESCRIPTION</u>	<u>VENDOR/ MANUFACTURER</u>	<u>QTY</u>
	05-05-1529A	Floor Hose Bed Assy - Transverse	Thibault	Ref
	05'-05-1529B	Front Floor	Thibault	1
	05-05-1529C	Rear Floor	Thibault	1

**FLOOR HOSE BED ASSEMBLY - TOP**

<u>FIGURE/ INDEX NO.</u>	<u>PART NUMBER</u>	<u>DESCRIPTION</u>	<u>VENDOR/ MANUFACTURER</u>	<u>QTY</u>
	05-05-1530A	Floor Hose Bed Assy - Top	Thibault	Ref
	05-05-1530B	Floor Left	Thibault	1
	05-05-1530C	Floor Center	Thibault	1
	05-05-1530D	Floor Right	Thibault	1
	05-05-1530E	Floor Chute Left	Thibault	1
	05-05-1530F	Floor Chute Right	Thibault	1

**ROLLER ASSMLY - HOSE**

<u>FIGURE/ INDEX NO.</u>	<u>PART NUMBER</u>	<u>DESCRIPTION</u>	<u>VENDOR/ MANUFACTURER</u>	<u>QTY</u>
2-16	05-05-1510	Roller Assy Hose	Thibault	Ref
1	05-05-120	Connector Blocks	Thibault	4
2	05-05-121	Connector Blocks	Thibault	8
3	05-05-1511	S/S Rollers-Vertical	Thibault	4
4	05-05-1512	S/S Rollers-Horizontal	Thibault	2
5	05-05-1513	S/S Rollers-Vertical	Thibault	2
6	05-05-1514	Shaft Roller-Horizontal	Thibault	2
7	05-05-1515	Shaft Roller-Vertical	Thibault	2
8	05-05-1516	Shaft Roller-Vertical	Thibault	2
9	1016D	Bushing Nylon	Bost one	16

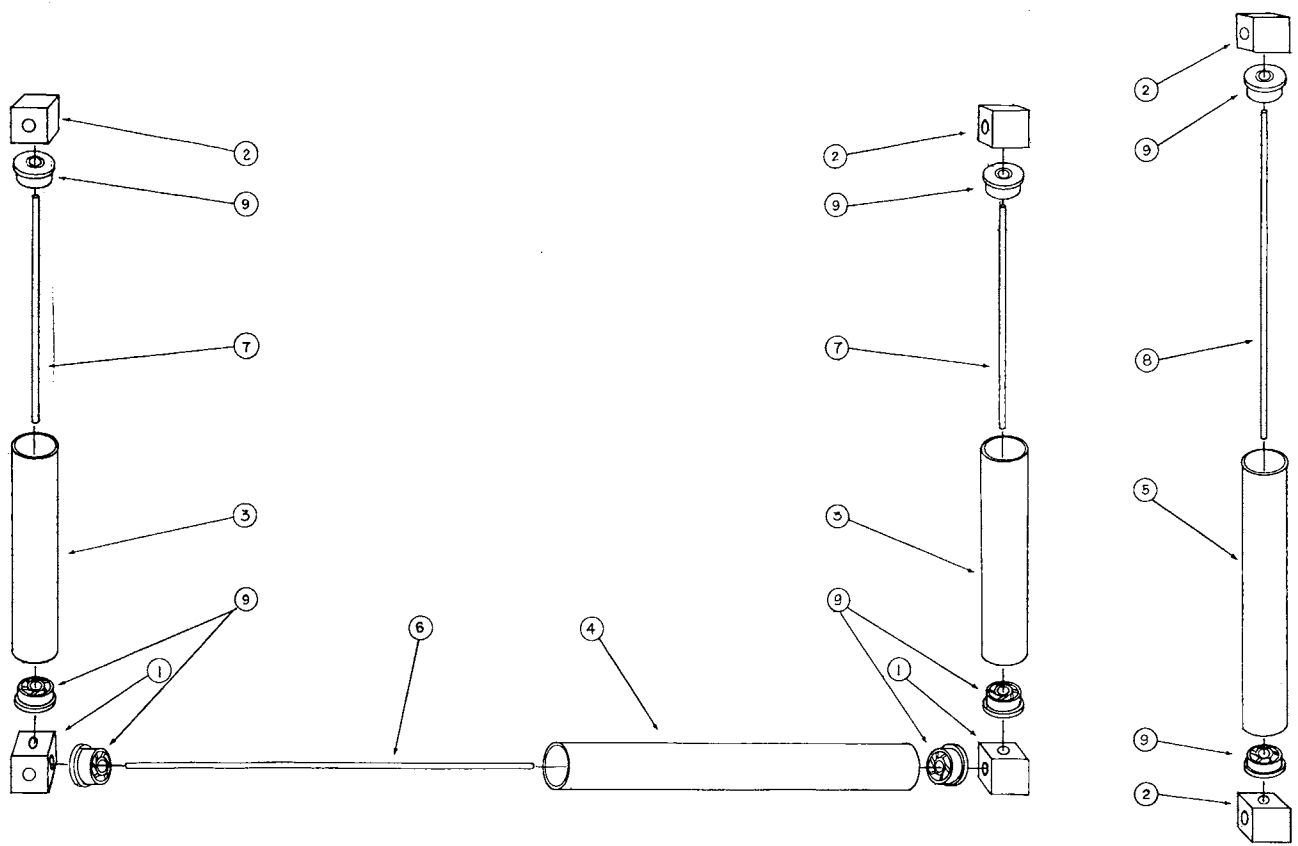


FIGURE 2-16.  
Roller Assembly - Hose

BED LOCK ASSEMBLY - LADDER

<u>FIGURE/ INDEX NO.</u>	<u>PART NUMBER</u>	<u>DESCRIPTION</u>	<u>VENDOR/ MANUFACTURER</u>	<u>QTY</u>
2-17	18-23-1350	Bed Lock Assy - Ladder	Thibault	Ref
1	18-23-1304	Hook	Thibault	2
2	18-23-1306	Cover	Thibault	2
3	1/2" Dia	Lock Washer	Commercial	4
4	1/2-13NC x 1" Lg	Cap Screw	Commercial	4
5	5/8-18NF x 2 1/4" Lg	Cap Screw	Commercial	2
6	5/8-18NF	Elastic Stop Nut	Commercial	2
7	B2708-7ANF	Yoke End	Quevis	1
8	5/8-18NF	Hex Nut	Commercial	2
9	18-23-1302	Rod	Thibault	1
10	18-23-1011	Bushing	Thibault	1
11	1/2-13NC	Hex Nut	Commercial	1
12	11-30-210	Pneumatic Cylinder Assy	Thibault	1

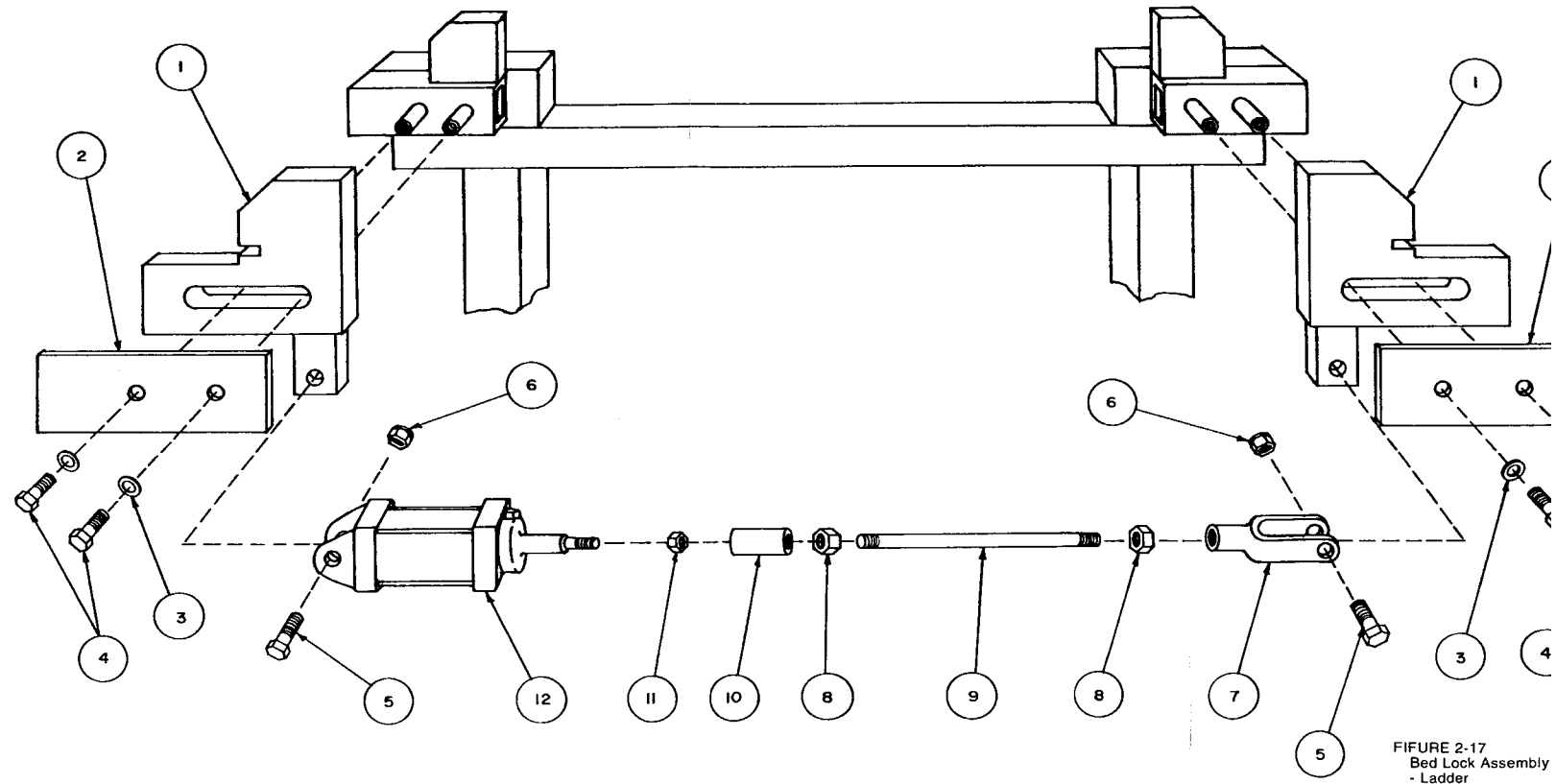


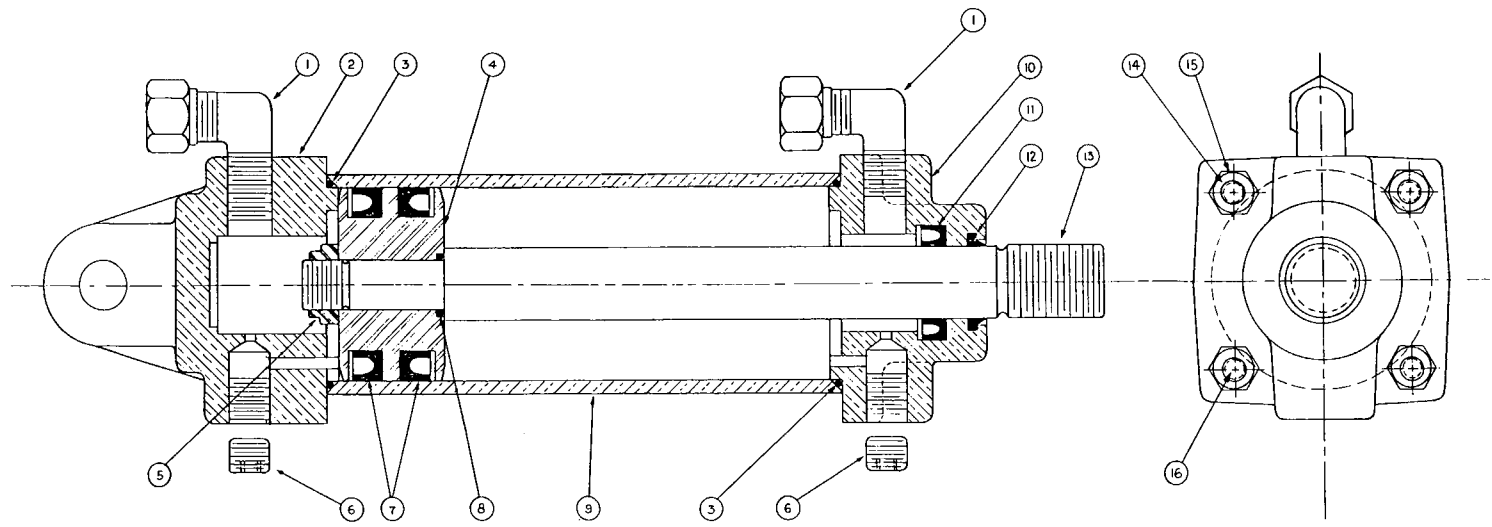
FIGURE 2-17  
 Bed Lock Assembly  
 - Ladder

FIGURE 2-17.  
 Bed Lock Assembly  
 -Ladder



BED LOCK PNEUMATIC CYLINDER - 2" STROKE

<u>FIGURE/ INDEX NO</u>	<u>PART NUMBER</u>	<u>DESCRIPTION</u>	<u>VENDOR/ MANUFACTURER</u>	<u>QTY</u>
2-18	11-30-210	Bed Lock Pneumatic Cylinder-2" Stroke	Thibault	Ref
1	69 x 4	Male Elbow	Fairview	1
2	11-30-205	Rear End Cover	Thibault	1
3	15-033	"0" Ring	Garlock	2
4	11-30-207	Piston	Thibault	1
5	1/2-20	Elastic Stop Nut	Commercial	1
6	3152 x 2	Hex Cap	Fairview	2
7	870-26	U Packing	Canadian Packing	2
8	15-012	"0" Ring	Garlock	1
9	11-30-211	Tube Cylinder	Thibault	1
10	11-30-204	Front End Cover	Thibault	1
11	870-16	U Packing	Canadian Packing	1
12	Style 16-5	Wiper Ring	Canadian Packing	1
13	11-30-212	Shaft	Thibault	1
14	1/4"	Flat Washer	Commercial	8
15	1/4-28	Hex Nut	Commercial	8
16	11-30-213	Rod	Thibault	4



*FIGURE 2-18.*  
*Bed Lock Pneumatic*  
*Cylinder - 2" Stroke*

BRACKET ASSEMBLY - GROUND LADDERS

FIGURE/ VENDOR/ INDEX NO	PART NUMBER	DESCRIPTION	MANUFACTURER	QTY
	QWT 85	Bracket Assy - Ground Ladders	Thibault	Ref
	05-11-00	Bracket Assy Ground Ladders 24' & 14'	Thibault	1
	QWT 85	Hook Retainer Assy - Rubber	Huntington Rubber Corp	2

BRACKET ASSEMBLY - GROUND LADDER 24' & 14'

<u>FIGURE/ INDEX NO</u>	<u>VENDOR/ PART NUMBER</u>	<u>DESCRIPTION</u>	<u>MANUFACTURER</u>	<u>QTY</u>
2-19	05-11-00	Bracket Assy - Ground Ladder 24' & 14'	Thibault	Ref
1	05-11-01	Eccentric	Thibault	1
2	1/4-20 x 1 1/4" NC	Hex Cap Screw	Commercial	1
3	2708-4A	Clevis 5/16"	Commercial	1
4	5/16-18-NC	Hex Nut	Commercial	1
5	05-11-04	Lining	Thibault	1
6	05-11-03	Hook	Thibault	1
7	05-11-02	Casting	Thibault	1
8	5/16-24 - NF x 3/4"	Hex Cap Screw	Commercial	3
9	1/4-20 NC	Hex Nut	Commercial	1
10	5/16"	Lock Washer	Commercial	3
11	5/16-24 NF	Hex Nut	Commercial	3
12	05-11-O1M	Side Ladder Support for 24' & 14'	Thibault	1

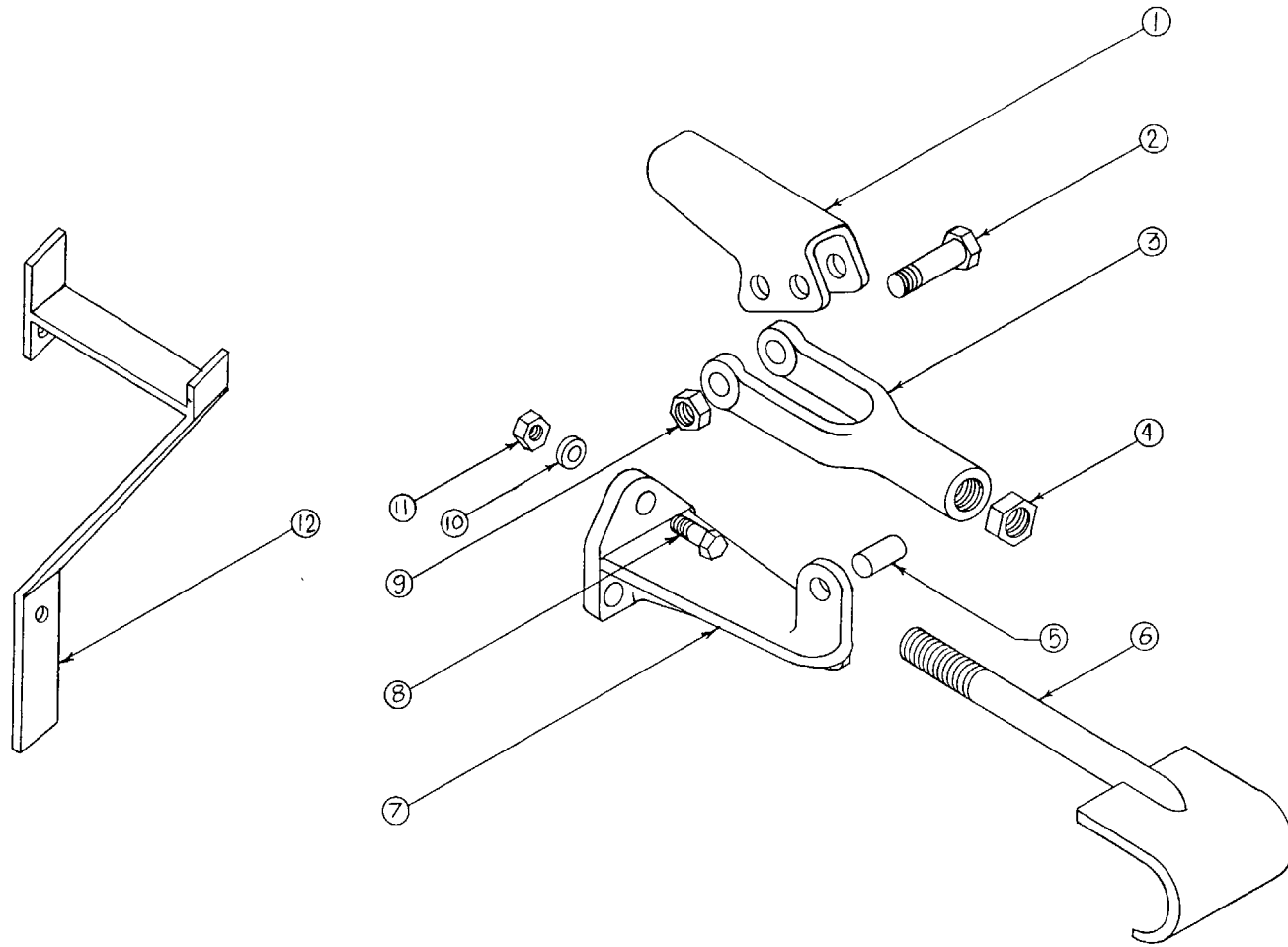


FIGURE 2-19.  
Bracket Assembly -  
Ground Ladder 24' - 14'

HOOK RETAINER ASSEMBLY - RUBBER

<u>FIGURE/ INDEX NO</u>	<u>PART NUMBER</u>	<u>DESCRIPTION</u>	<u>VENDOR/ MANUFACTURER</u>	<u>QTY</u>
	QWT 85	Hook Retainer Assy-Rubber	Thibault	Ref
	66D638	Rubber Handle	Huntington	1
	277-A80	Anchor Bracket	Huntington	1
	28A382	Hood Bracket	Huntington	1
		Machine Screw Round Head 1/4-20 NC 1 1/2" S/S	Commercial	1
		Elastic Stop Nut 1/4-20 NC	Commercial	1
	05-05-126	Spacer	Thibault	1

NOTE: For Illustration refer to Part 2,  
Volume 3, Tab 2.

ELECTRICAL ASSEMBLY

<u>FIGURE/ INDEX NO</u>	<u>PART NUMBER</u>	<u>DESCRIPTION</u>	<u>VENDOR/ MANUFACTURER</u>	<u>QTY</u>
	QWT 85	Electrical Assy	Thibault	Ref
	09-03-54	Wiring Schematic-Chassis	Thibault	1
	09-03-55	Wiring Schematic - Running Lights Truck Rear and Ladder	Thibault	1
	09-03-57	Wiring Schematic-11IIO0 VAC	Thibault	1
	09-04-37	Wiring Schematic-Ladder Below Turntable	Thibault	1
	09-04-36	Wiring Schematic-Ladder Above Turntable	Thibault	1
	09-04-20	Wiring Schematic-water Tower	Thibault	1
	NOTE:	For the Duplex Wiring Schematic "Electrical Circuit Index", Refer to Part 2, Volume 3, "Electrical System" .		

WIRING SCHEMATIC - CHASSIS

<u>FIGURE/ INDEX NO</u>	<u>PART NUMBER</u>	<u>DESCRIPTION</u>	<u>VENDOR/ MANUFACTURER</u>	<u>QTY</u>
2-20	09-03-54	Wiring Schematic-Chassis	Thibault	Ref
1	76-6014	Breaker-20 Amp	Dominion Auto	16
2	76-2150	Top Flasher Switch L.S.	General Switches	1
3	76-2150	Top Flasher Switch R.S.	General Switches	1
4	76-2150	Mars 888 Switch L.S.	General Switches	1
5	76-2150	Mars 888 Switch Center	General Switches	1
6	76-2150	Mars 888 Switch R.S.	General Switches	1
7	76-2150	Rear Warning Light Switch	General Switches	1
8	76-2150	Motor Light Switch	General Switches	1
9	76-2150	Comp't Light Switch	General Switches	1
10	76-2150	Spare Switch	General Switches	1
11	76-2150	Spare Switch	General Switches	1
12	76-2875	Brake Siren Switch	General Switches	1
13	61161	Motor Lights	Grote	2
14	61161	Comp't Light	Grote	11
15	3766	Door Opened Switch	General Switches	11
16	3766	Comp't Door Light Switches	General Switches	11
17	4500	Top Warning Light Assy	Code 3	2
18	Model 888 Part 8 FL	Oscillating Light	Mars	1
	4416 12V	White Spot	Westinghouse	2
	4416R 12V	Red Spot	General Electric	1
19	74-5136	Rear Warning Light Assy	Dominion Auto	2
20	2128	Door Opened Pilot Light	General Switches	1
21	2128	Pilot Lights	General Switches	11
22	3350	Buzzer	General Switches	1
24	2875	Buzzer Switch at Rear Truck	General Switches	1



WIRING SCHEMATIC - CHASSIS (cont'd)

<u>FIGURE/ INDEX NO</u>	<u>PART NUMBER</u>	<u>DESCRIPTION</u>	<u>VENDOR/ MANUFACTURER</u>	<u>QTY</u>
2-20	09-03-54	Wiring Schematic-Chassis	Thibault	Ref
25	225B	Top Cab Spotlight	Duplex	Ref
	100-7	Bracket for Spot Light	Duplex	Ref
26	AG 12V	Rear Spotlight	Unity	2
	4435	White Spot	General Electric	2
27	2150	Pump Panel Light Switch	General Switches	1
28	61161	Pump Comp't Light	Grote	2
29	72-3000C	Pump Panel Light Assy	Dominion Auto	4
30	82 306	water Tamp Gauge (Pump Panel)	Stewart Warner	1
31	82 322	Oil Pressure Gauge (Pump Panel)	Stewart Warner	1
32	15002	Hour Meter (Pump Panel)	Stewart Warner	1
33	200-0010-00 PM 763	Switch Priming Valve	Hale Pump	1
34	MC	Water Level Gauge	MC Products	1
35	4-1160	Tach Relays	Dynamote	1
36	7ATH24042	Tachometer	Motorola	2
37	82322	Oil Pressure Gauge (Rear Comp't)	Stewart Warner	1
38	82306	Water Temp Gauge (Rear Carp't)	Stewart Warner	1
39	200-0540-00 PV 763	Pump Shift Light Switch	Hale Pump	1
40		Priming Pump Motor Solenoid Switch	Hale Pump	1
41	200-0540-00	Pump Shift Indicator Light	Hale Pump	1
42	200-0040-00 UHA-4450-12	Motor Priming Pump	Hale Pump	1
43		Lock Up	Duplex	2

WIRING SCHEMATIC - CHASSIS (cont'd)

<u>FIGURE/ INDEX NO</u>	<u>PART NUMBER</u>	<u>DESCRIPTION</u>	<u>VENDOR/ MANUFACTURER</u>	<u>QTY</u>
2-20	09-03-54	Wiring Schematic-Chassis	Thibault	Ref
44	200-0010-00 PM 763	Relief Valve Indication Light Switch	Hale Pump	
45	200-0540-03	Relief Valve Indication Light	Hale Pump	1
46	Q2B	Siren	Federal	1
47	24059	Solenoid Switch	Cole Hersee	1
48	9183	Switch	Cole Hersee	2
49		Brake Siren Magnet	Federal	1
51	2128	Outrigger Out-of-Rest Pilot Light	General Switches	1
52	9251	Outrigger Out-of-Rest Switch	Cole Hersee	4
53	9001-KA-1	Override Parking Brake Switch	Square D Company	1
54	EXA-N	Switch	Honeywell Div.	1
55	K0551015	Solenoid Pneumatic Valve	Schrader-Bellows	1
164	72-3000C	Hydraulic Control Panel Light Assy	Dominion Auto	1
165	2150	Hyd. Control Panel Light Switch	General Switches	1
167	PL-26	PTO Pilot Red Light	General Switches	1
	05-05-1519	Siren Assy - Q2B	Thibault	1
	QWT 85	Receptacle 12V Batt. Chg. Assy	Thibault	2

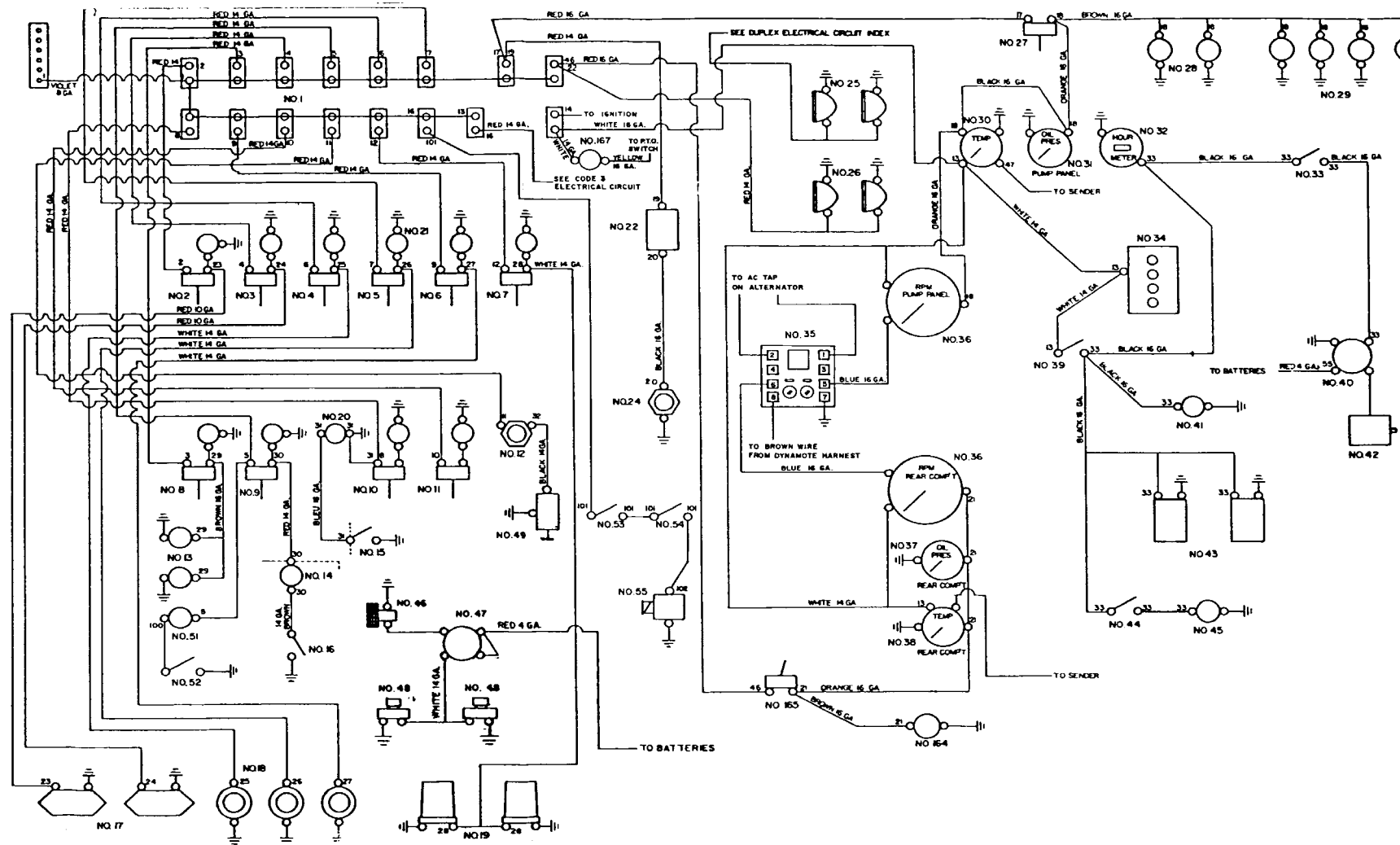


FIGURE 2-20.  
Wiring Schematic - Chassis

TOP WARNING LIGHT ASSEMBLY

<u>FIGURE/ INDEX NO</u>	<u>PART NUMBER</u>	<u>DESCRIPTION</u>	<u>VENDOR/ MANUFACTURER</u>	<u>QTY</u>
2-21	4500	Top Warning Light Assy	Code 3	Ref
	05-05-12	Bracket - Holding	Thibault	1
1	C00002	120 degree Regular Pod	Code 3	1
2	XL0005	7/8" Motor Mounting Screw	Code 3	1
3	C0015	Motor & Gear Assy (all 2200 & 9000)	Code 3	1
4	C00026	Drive Belt	Code 3	1
5	XL0004	Idler Wheel	Code 3	1
6	C00045	No 8 Hex Head Sheet Metal Screw 1/2" S/S	Code 3	1
7	C00053	Nylon Cable Clamp 5/16"	Code 3	1
8	C00018	Center Post Spring	Code 3	1
9	C00044	No 8 Hex Head Sheet Metal Screw 3/8" S/S	Code 3	1
10	C00024	Formed Thrust Pad	Code 3	1
11	C00046	No 8 Hex Head Sheet Metal Screw 5/8" S/S	Code 3	1
12	C00049	Snap Bushing for 1/2" Hole	Code 3	1
13	C00048	Snap Bushing for 3/8" Hole	Code 3	1
14	C00050	Snap Bushing for 3/4" Hole	Code 3	1
15	XL0006	Nylon Press Nit	Code 3	1
16	C00045	No 8 Hex Head Sheet Metal Screw 1/2" S/S	Code 3	1
18	XL0002	9000 Series Full Mirror	Code 3	1
19	C00021	Pod Retaining Clip	Code 3	1
20	C00019	Top Hollow Shaft	Code 3	1
21	C00020	Formed Washer	Code 3	1
22	C00043	Wire Lamp Clip	Code 3	1

TOP WARNING LIGHT ASSEMBLY (cont'd)

<u>FIGURE/ INDEX NO</u>	<u>PART NUMBER</u>	<u>DESCRIPTION</u>	<u>VENDOR/ MANUFACTURER</u>	<u>QTY</u>
2-21	4500	Top Warning Light Assy	Code 3	Ref
23	C00001	180 degree Regular Pod	Code 3	1
24	XL0046	No 10 Flat Washer	Code 3	1
25	XL0001	Motor Mounting Plate	Code 3	1
26	C00033	Terminal Block-1 Pole Main	Code 3	1
27	C00028	Shunted Brush	Code 3	1
28	C00029	Brush Spring	Code 3	1
29	C00030	Brush Holder	Code 3	1
30	XL0047	No 8 Hex Head Sheet Metal Screw 3/4" S/S	Code 3	1
31	C00032	Terminal Blocker- Speaker or Brush	Code 3	1
32	C00031	Brush Holder Bracket	Code 3	1
33	C00025	Center Post Jumper Wire	Code 3	1
34	C00017	Center Post	Code 3	1
35	C00051	Snap Closure for 1/2" Hole	Code 3	1
36	XL0007	9000 Series Lens Gasket	Code 3	1
37	XL0022	Main Frame w/Caulked Bulkheads 4500	Code 3	1
38	C00054	Carriage Bolt, S/S	Code 3	1
39	C00022	5/16" S/S Lockwasher	Code 3	1
40	C00023	5/16" S/S Hex Nut	Code 3	1
	C00100	#7400 Clear Lamp	Code 3	1
	XL0035	4500 Series, red lens	Code 3	1

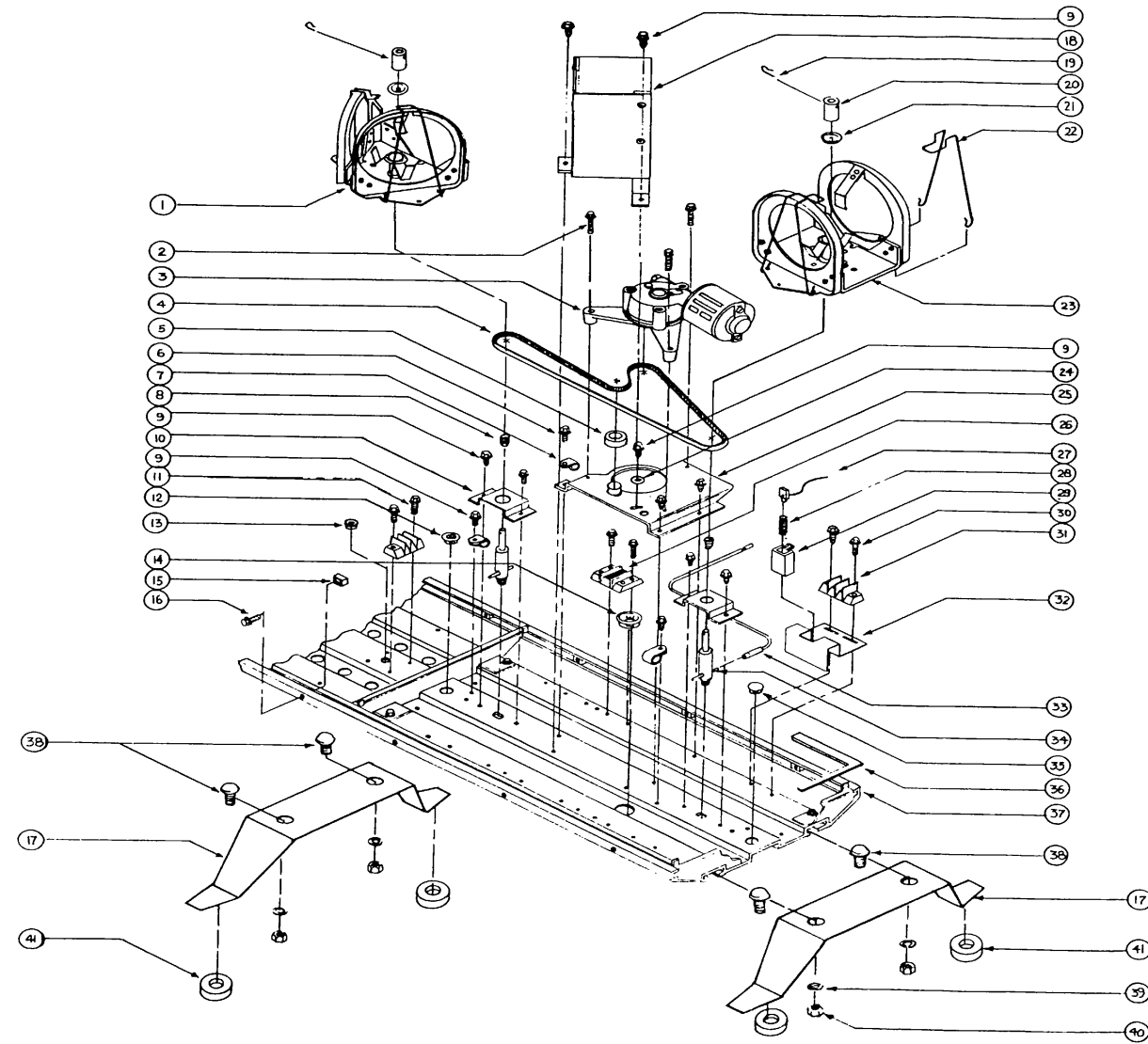


FIGURE 2-21.  
 Top Warning Light Assembly  
 -70-

**OSCILLATING LIGHT**

<b><u>FIGURE/ INDEX NO.</u></b>	<b><u>PART NUMBER</u></b>	<b><u>DESCRIPTION</u></b>	<b><u>VENDOR/ MANUFACTURER</u></b>	<b><u>QTY</u></b>
	Model 888 Part 8 FL	Oscillating Light	Mars	1

**NOTE:** For illustration, refer to Part 2, Volume 3, Tab 5.

**REAR WARNING LIGHT ASSEMBLY**

<b><u>FIGURE/ INDEX NO.</u></b>	<b><u>PART NUMBER</u></b>	<b><u>DESCRIPTION</u></b>	<b><u>VENDOR/ MANUFACTURER</u></b>	<b><u>QTY</u></b>
	74-5136	Rear Warning Light Assy	Dominion Auto	Ref.
	73-2444	Lens - Red	Dominion Auto	1
	73-5026	Motor	Dominion Auto	1
	73-7823	Reflector Guard and Shifter	Dominion Auto	1
	73-7794	Base - Chrome	Dominion Auto	1
	73-7823	Lamp - 55 W	Dominion Auto	1



**PUMP PANEL LIGHT ASSEMBLY**

<b><u>FIGURE/ INDEX NO.</u></b>	<b><u>PART NUMBER</u></b>	<b><u>DESCRIPTION</u></b>	<b><u>VENDOR/ MANUFACTURER</u></b>	<b><u>QTY</u></b>
	72-3000C	Pump Panel Light Assy	Dominion Auto	Ref.
	70-6064	Casing	Dominion Auto	1
	1157	Bulb	Dominion Auto	1
	73-1792C	Lens - Clear	Dominion Auto	1

**HYDRAULIC CONTROL PANEL LIGHT ASSEMBLY**

<b><u>FIGURE/ INDEX NO.</u></b>	<b><u>PART NUMBER</u></b>	<b><u>DESCRIPTION</u></b>	<b><u>VENDOR/ MANUFACTURER</u></b>	<b><u>QTY</u></b>
	72-3000C	Hydraulic Control Panel Light Assy	Dominion Auto	Ref.
	70-6064	Casing	Dominion Auto	1
	1157	Bulb	Dominion Auto	1
	73-1792C	Lens - Clear	Dominion Auto	1

**SIREN ASSEMBLY - Q2B**

<b><u>FIGURE/ INDEX NO.</u></b>	<b><u>PART NUMBER</u></b>	<b><u>DESCRIPTION</u></b>	<b><u>VENDOR/ MANUFACTURER</u></b>	<b><u>QTY</u></b>
2-22	05-05-1519	Siren Assy - Q2B	Thibault	Ref.
	9183	Switch - Foot	Cole Hersee	2
	12-12-119	Bracket	Thibault	2
1	8280C002-01C	Front Grill Assy-Chrome	Federal	1
2	8427A011	Cap Clutch	Federal	1
3	7058A036A	Nut, Stop	Federal	1
4	7074A054A	Washer, Spring	Federal	2
5	7072A140	Washer	Federal	1
6	8427A002	Screw, Clutch	Federal	1
7	8427A003	Nut, Clutch	Federal	1
8	8427A005	Disc, Clutch	Federal	1
9	8427A016	Clutch Cap Mtg. Disc Assy	Federal	1
10	8380D020-02	Rotor (used with item 20)	Federal	1
11	7072A1558A	Washer	Federal	2
12	8126A017	Bearing	Federal	1
13	8280A016-C	Guard, Stator, Chrome	Federal	1
14	8088A001	Ring, Retainer	Federal	2
15	8280D041-1C	Stator (used with item 20)	Federal	1
16	8459A028	Bushing	Federal	1
17	8280A008	Bearing	Federal	1
18	8154D002-01	Motor, 12V	Federal	1
19	05-05-1521	Brake Assy, 12V (consists of items 19A through 19K)	Thibault	1
19A	7082A142	Washer, Top Spring	Federal	1
19B	8283A165	Spring	Federal	1
19C	8280A033	Plunger	Federal	1
19D	8283A714	Connector	Federal	1

SIREN ASSEMBLY - Q2B (cont'd)

<u>FIGURE/ INDEX NO.</u>	<u>PART NUMBER</u>	<u>DESCRIPTION</u>	<u>VENDOR/ MANUFACTURER</u>	<u>QTY</u>
2-22	05-05-1519	Siren Assy - Q2B	Thibault	Ref.
19E	8283A043	Solenoid, 12V (G-57077)	Federal	1
19F	8240A072	Clamp, Plastic	Federal	1
19H	8283A166	Plunger, End	Federal	1
19J	H7149-OA	Washer, Brake Pad	Federal	1
19K	H7148-OA	Pad, Brake	Federal	1
21	05-05-1520	Mounting Base	Thibault	1

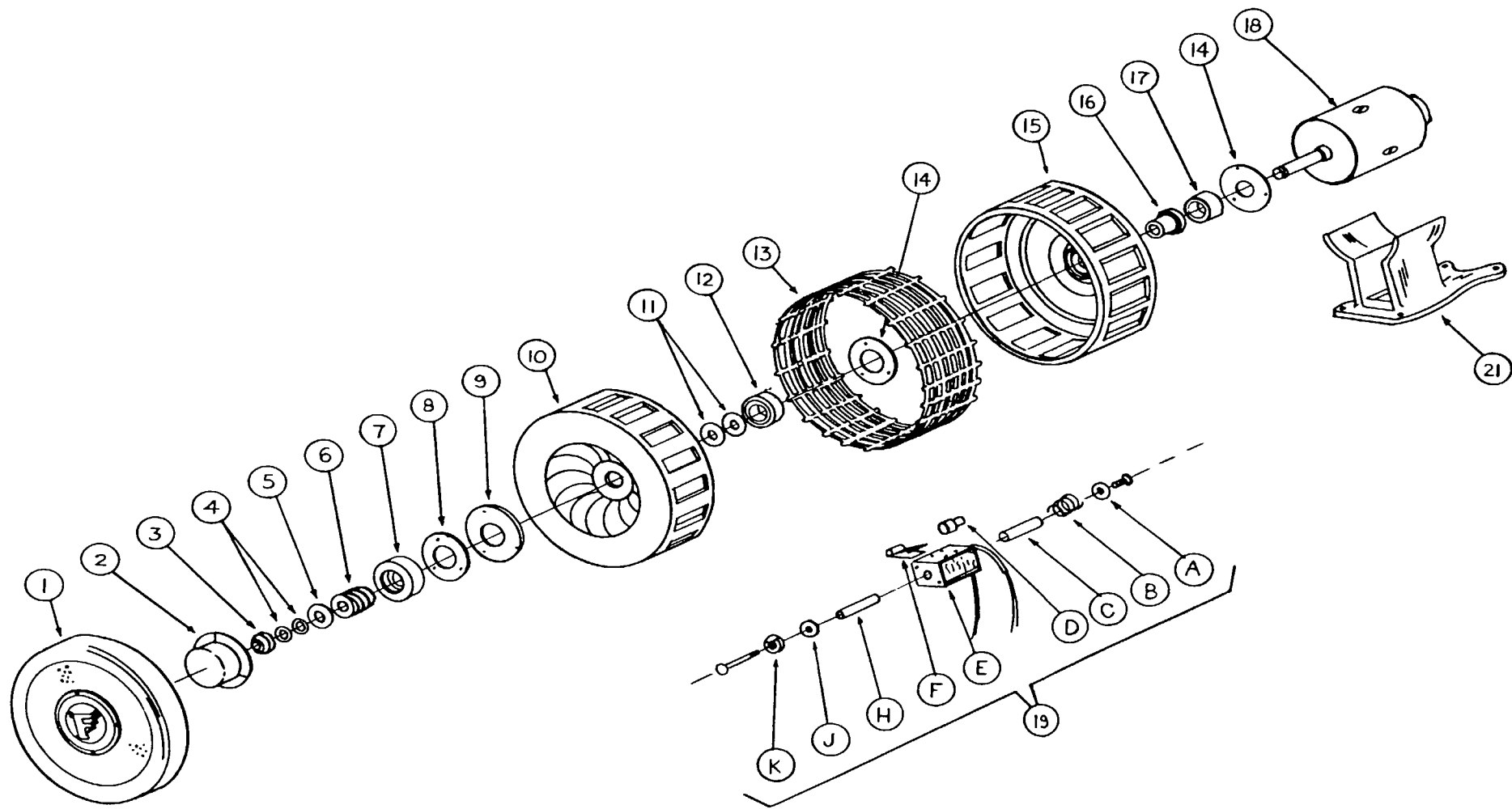


FIGURE 2-22.  
Siren Assembly - Q2B  
-77-

RECEPTACLE 12V - BATT ,CHARGER ASSEMBLY

<u>FIGURE/ INDEX NO.</u>	<u>PART NUMBER</u>	<u>DESCRIPTION</u>	<u>VENDOR/ MANUFACTURER</u>	<u>QTY</u>
	QWT 85	Receptacle 12V - Batt. Chg. Assy	Thibault	Ref.
	7420	Plate with Lift Cover	Hubble	1
	5678-C	Male Recess Recept.	Hubble	1

**WIRING SCHEMATIC - RUNNING LIGHTS TRUCK REAR AND LADDER**

<b><u>FIGURE/ INDEX NO.</u></b>	<b><u>PART NUMBER</u></b>	<b><u>DESCRIPTION</u></b>	<b><u>VENDOR/ MANUFACTURER</u></b>	<b><u>QTY</u></b>
2-23	09-03-55	Wiring Schematic - Running Lights Truck Rear and Ladder	Thibault	Ref.
1	71-2098	Clearance Light Assy-Red	Dominion Auto	9
2	6001	Light Assy-Step & License	Grote	3
3	B1P-B1P36	Back-Up Alarm	DAP Electronic	1
4	101ODC	Back-Up Light	Weldon	2
5	8679R	Light Assy-Directional, Stop, Tail	Guide	2
6	71-2099	Clearance Light Assy- Amber	Dominion Auto	6
7	09-05-14	Contactora Block Assy	Thibault	1
8	09-05-11	Translator Block Assy	Thibault	1

SEE CHASSIS ELECTRICAL DIAGRAM  
FOR OTHER END CONNECTION

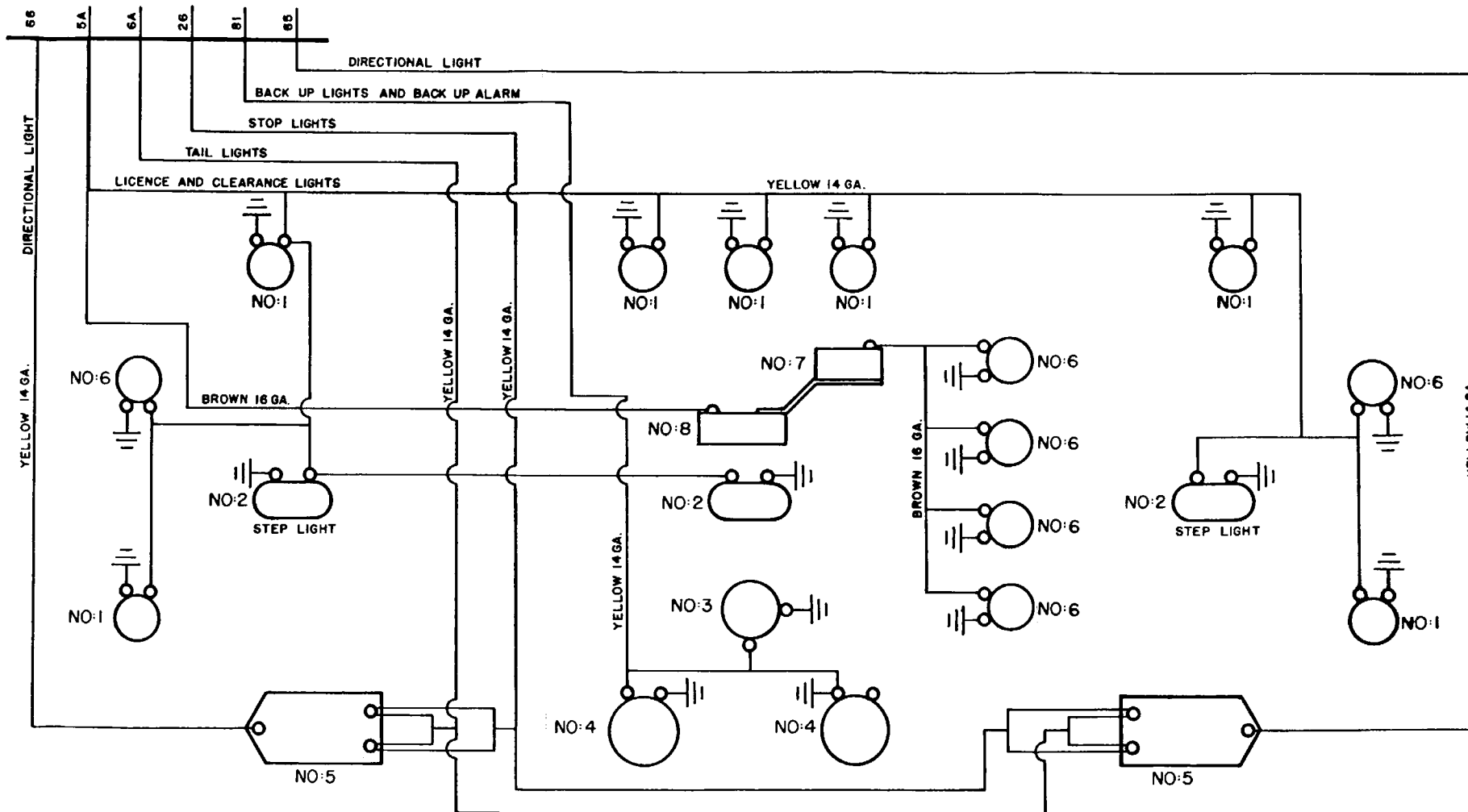


FIGURE 2-23.  
Wiring Schematic  
- Running Lights Truck  
Rear and Ladder



CLEARANCE LIGHT ASSEMBLY - RED

<u>FIGURE/ INDEX NO.</u>	<u>PART NUMBER</u>	<u>DESCRIPTION</u>	<u>VENDOR/ MANUFACTURER</u>	<u>QTY</u>
	71-2098	Clearance Light Assy- Red	Dominion Auto	Ref
	73-1034R	Lens - Red	Dominion Auto	1
	18952CD	Bulb	General Electric	1

CLEARANCE"LIGHT ASSEMBLY - AMBER

<u>FIGURE/ INDEX NO.</u>	<u>PART NUMBER</u>	<u>DESCRIPTION</u>	<u>VENDOR/ MANUFACTURER</u>	<u>QTY</u>
	71-2099	Clearance Light Assy- Amber	Dominion Auto	Ref
	73-1035A	Lens - Amber	Dominion Auto	1
	18952CD	Bulb	General Electric	1

LIGHT ASSEMBLY - STEP AND LICENSE

<u>FIGURE/ INDEX NO.</u>	<u>PART NUMBER</u>	<u>DESCRIPTION</u>	<u>VENDOR/ MANUFACTURER</u>	<u>QTY</u>
	6001	Light Assy - Step and License	Grote	Ref
	19-2005-01	Lens	Grote	1
	68210	Pigtail	Grote	1
	23-00132-17	Screw - Lens Fastening	Grote	1
	674 CD	Bulb	General Electric	1

LIGHT ASSEMBLY - DIRECTICNAL/STOP/TAIL

<u>FIGURE/ INDEX NO.</u>	<u>PART NUMBER</u>	<u>DESCRIPTION</u>	<u>VENDOR/ MANUFACTURER</u>	<u>QTY</u>
	8679R	Light Assy - Directional, Stop, Tail	Guide U.S.	Ref
	5941 611	Case	Guide U.S.	1
	1141	Bulb - Directional	General Electric	1
	1016	Bulb - Stop/Park	General Electric	2
	5941 749	Lens - Red	Guide U.S.	1
	5936 106	Trim Ring	Guide U.S.	1

CONTACTOR BLOCK ASSEMBLY

<u>FIGURE/ INDEX NO.</u>	<u>PART NUMBER</u>	<u>DESCRIPTION</u>	<u>VENDOR/ MANUFACTURER</u>	<u>QTY</u>
2-24	09-05-14	Contactora Block Assy	Thibault	Ref
1	10-24NC x 1/2" Lg	Round Head Machine Screw	Commercial	4
2	No. 10	Lock Washer	Commercial	6
3	09-05-15	Plate	Thibault	1
4	13-01-013	Spring	Thibault	1
5	09-05-16	Contactora	Thibault	1
6	09-05-17	Contactora Block	Thibault	1
7	10-24 NC	Hex Nut	Commercial	2
8	10-24 NC x 1 1/4" Lg	Round Head Machine Screw	Commercial	2
9	09-05-18	Bracket	Thibault	1

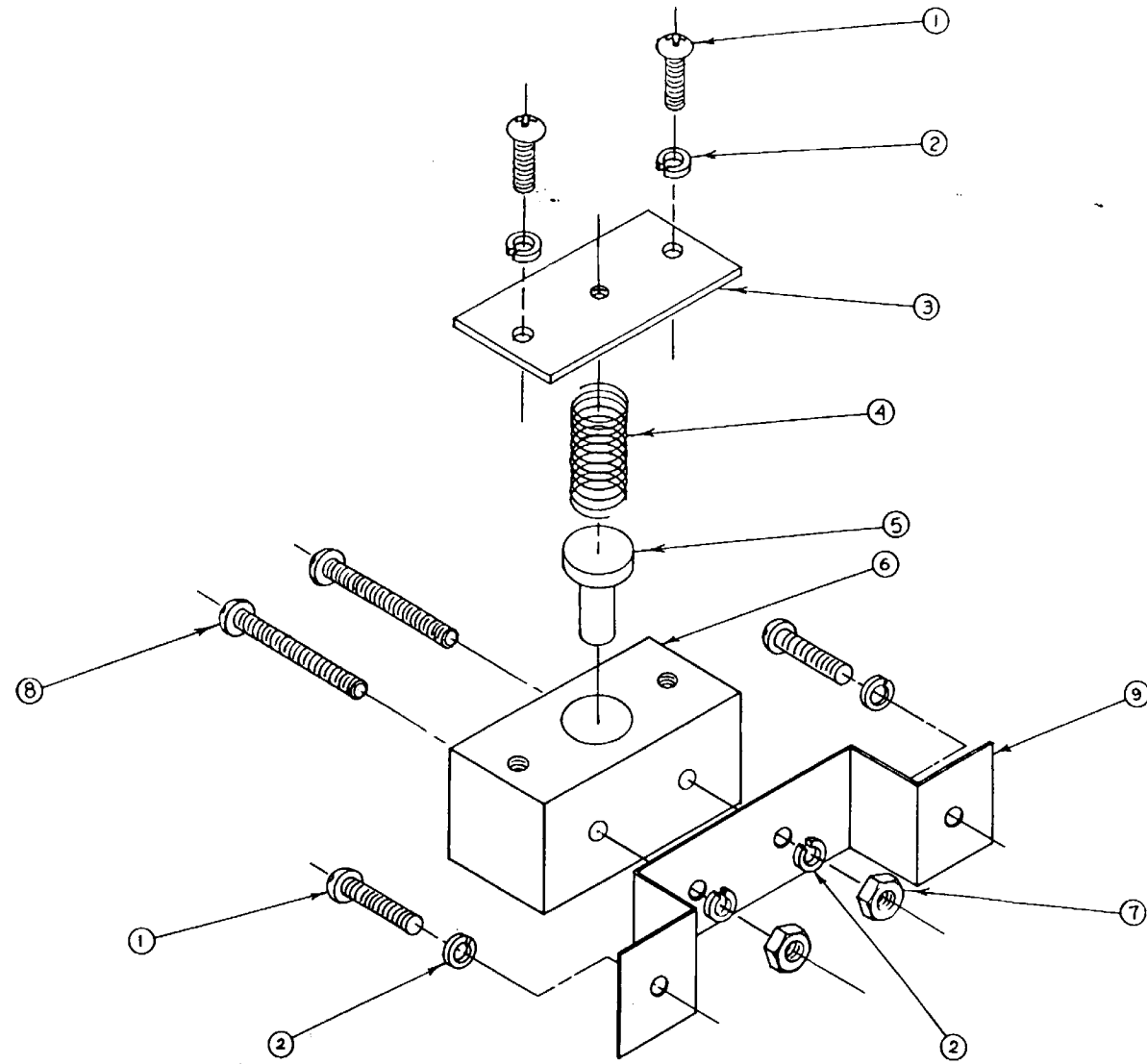


FIGURE 2-24.  
Contactor Block Assembly

TRANSLATOR BLOCK ASSEMBLY

<u>FIGURE/ INDEX NO.</u>	<u>PART NUMBER</u>	<u>DESCRIPTION</u>	<u>VENDOR/ MANUFACTURER</u>	<u>QTY</u>
2-25	09-05-11	Translator Block Assy	Thibault	Ref
1	10-24 NC 3/4"	Machine Screw	Commercial	1
2	09-05-12	Translator Block	Thibault	1
3	10-24 NC	Hex Nut	Commercial	3
4	09-05-13	Electrical Plate	Thibault	1
5	10-24 NC 1"	Machine Screw	Commercial	1

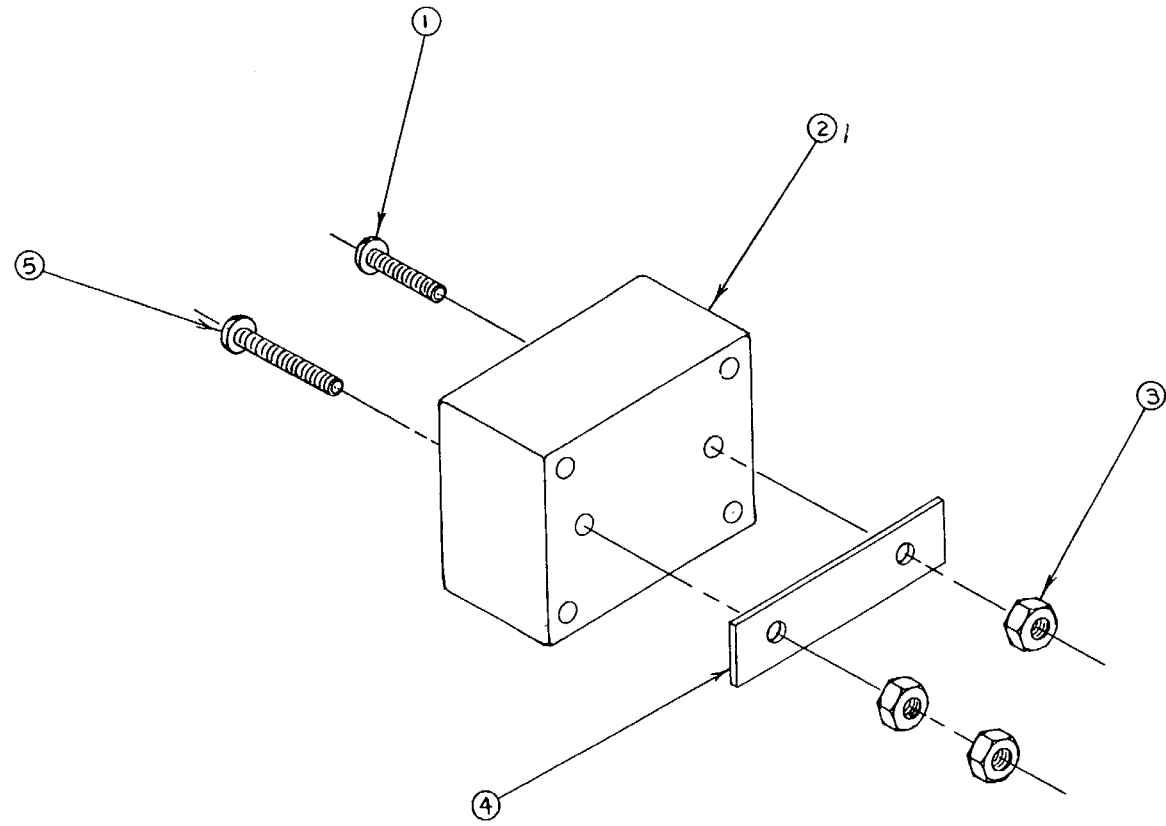


FIGURE 2-25.  
Translator Block  
Assembly



WIRING SCHEMAIC - 110 VAC

<u>FIGURE/ INDEX NO.</u>	<u>PART NUMBER</u>	<u>DESCRIPTION</u>	<u>VENDOR/ MANUFACTURER</u>	<u>QTY</u>
2-26	09-03-57	Wiring Schematic-110 VAC	Thibault	Ref
1	Q02-R1	Electric Box 60 AMP	Square D Company	1
2	Q0-130-GF1	Breaker, 30 AMP-GF1	Square D Company	1
3	Q04-5	Electric Box	Square D Company	1
4	Q0115	Breakers 15 AMP	Square D Company	4
5	4700	Outlet, 15 AMP Twist Lock	Hubbell	4
6	480A-A	Lift Cover Plate	Slater	4
7	7050/810	Outlet Box	Leviton	5
8	2610	Outlet, 30 AMP Twist Lock	Hubbell	1
9	7420	Lift Cover Plate	Hubbell	1
10	18-11-1050	Contact Ring Assy	Thibault	1
11	18-11-1050	Junction Box	Leviton	1
	54-C-1	Cover	Leviton	1
	32 R 2111 T	Pilot Light-Inverter	Roy Marchand	1
	W1373-88-07	Electric Cable 12/3 SDN	ITT Royal Elec.	A/R

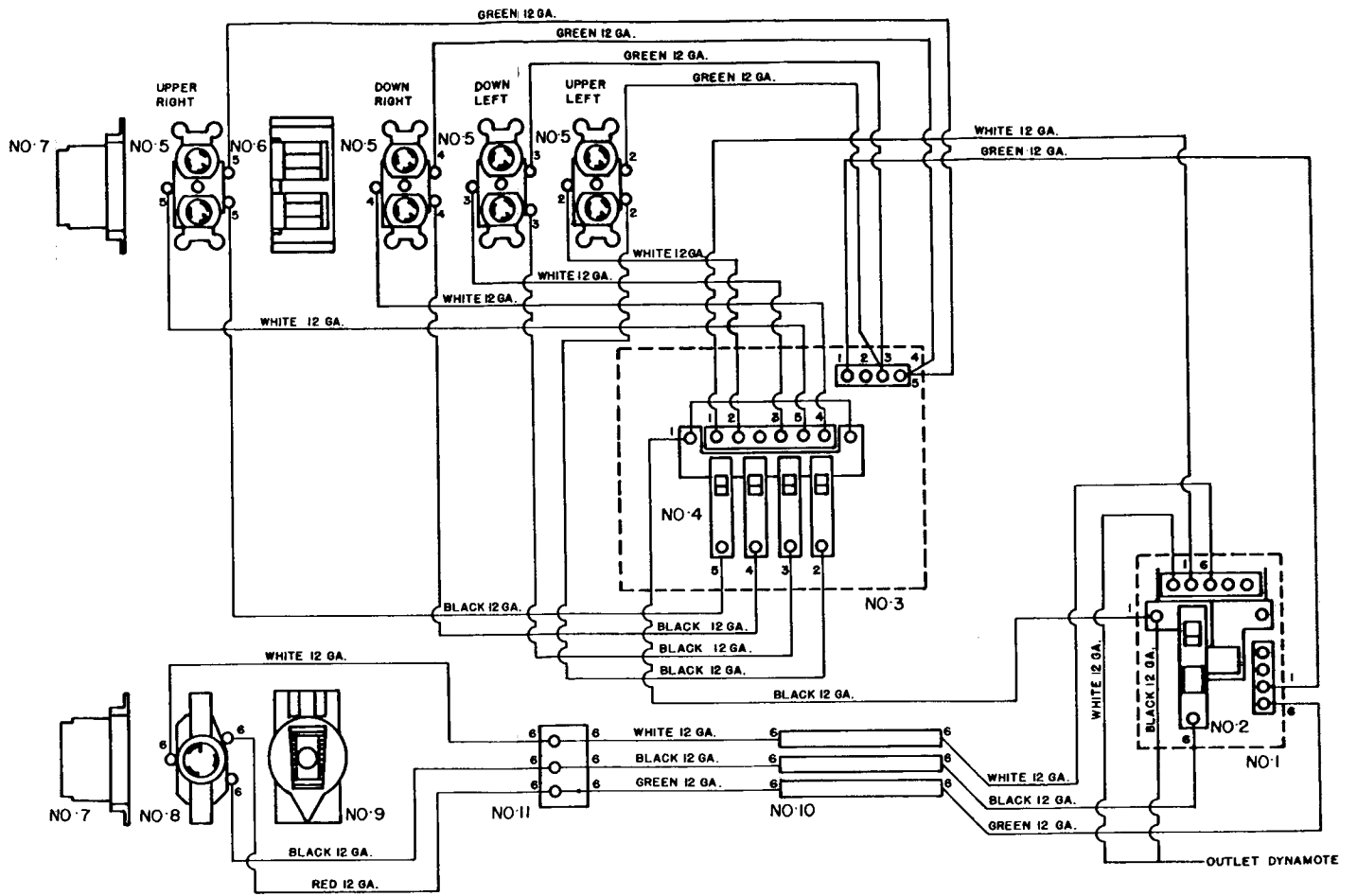


FIGURE 2-26. Wiring Schematic - 110 VAC

**CONTACT RING ASSEMBLY**

<u>FIGURE/ INDEX NO.</u>	<u>PART NUMBER</u>	<u>DESCRIPTION</u>	<u>VENDOR/ MANUFACTURER</u>	<u>QTY</u>
2-27	18-11-1050	Contact Ring Assy	Thibault	Ref
1	18-11-1051	Ring Base	Thibault	1
2	18-11-1053	Washer - Nylon	Thibault	6
3	18-11-1054	Spacer - Nylon	Thibault	36
4	18-11-1055	Contact Ring	Thibault	6
5 & 6	18-11-1056	Bolt-Attaching Nut 1/2" x 20 NF	Thibault	6
7	18-11-1069	Contact Electric Assy	Thibault	1

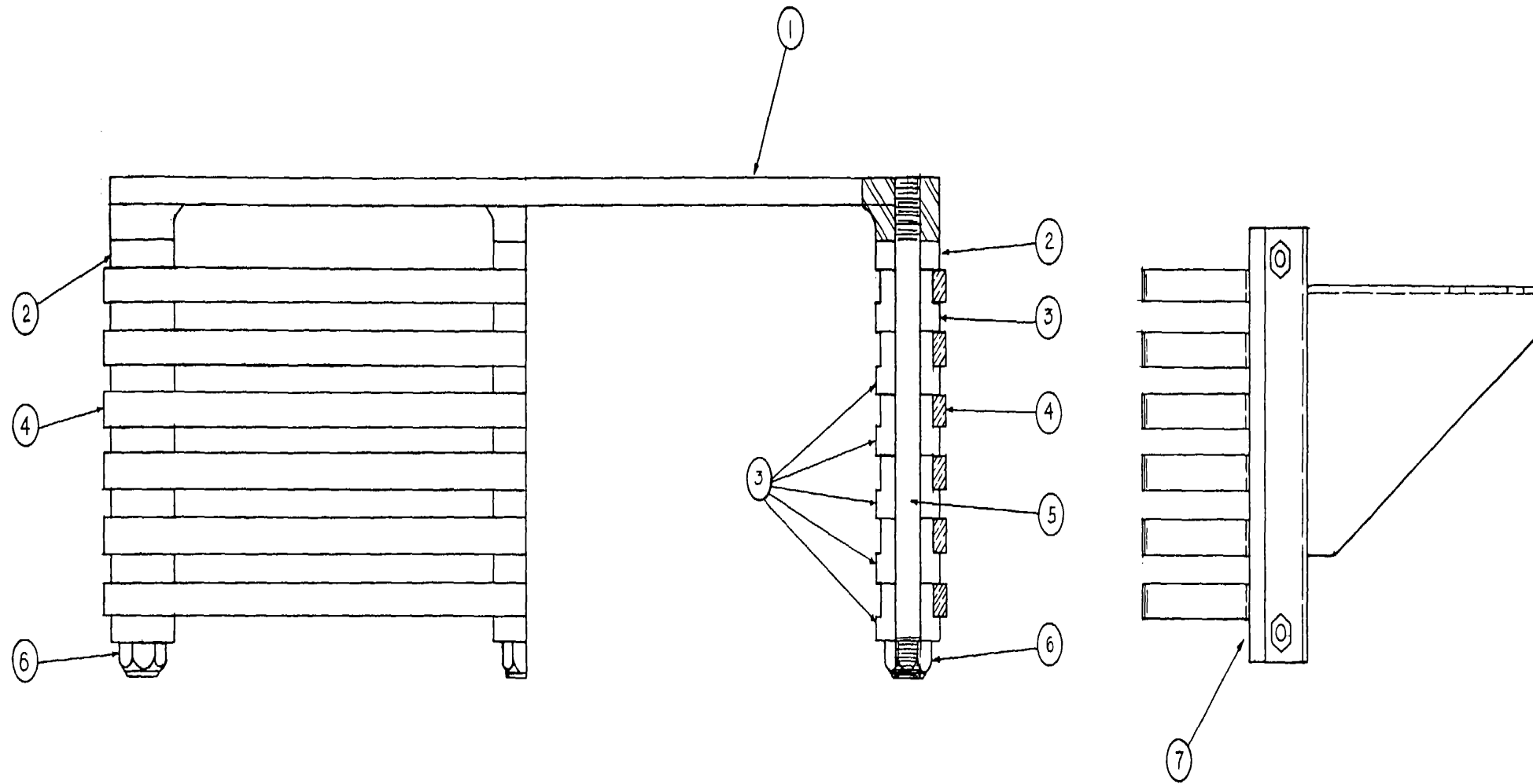


FIGURE 2-27. Contact Ring Assembly  
-92-

**CONTACT ASSEMBLY - ELECTRIC**

<u>FIGURE/ INDEX NO.</u>	<u>PART NUMBER</u>	<u>DESCRIPTION</u>	<u>VENDOR/ MANUFACTURER</u>	<u>QY</u>
2-28	18-11-1069	Contact Assy - Electric	Thibault	Ref
1	12-24 NC	Hex Nut	Commercial	14
2	18-11-1071	Brass Contact	Thibault	6
3	12-24 NC 2"	Machine Screw	Commercial	2
4	18-11-1071	Fiber Block	Thibault	1
5	12-24 NC 1 1/4"	Machine Screw	Commercial	12
6	18-11-1072	Holding Bracket	Thibault	1
7	No. 12	Lock Washer	Commercial	2

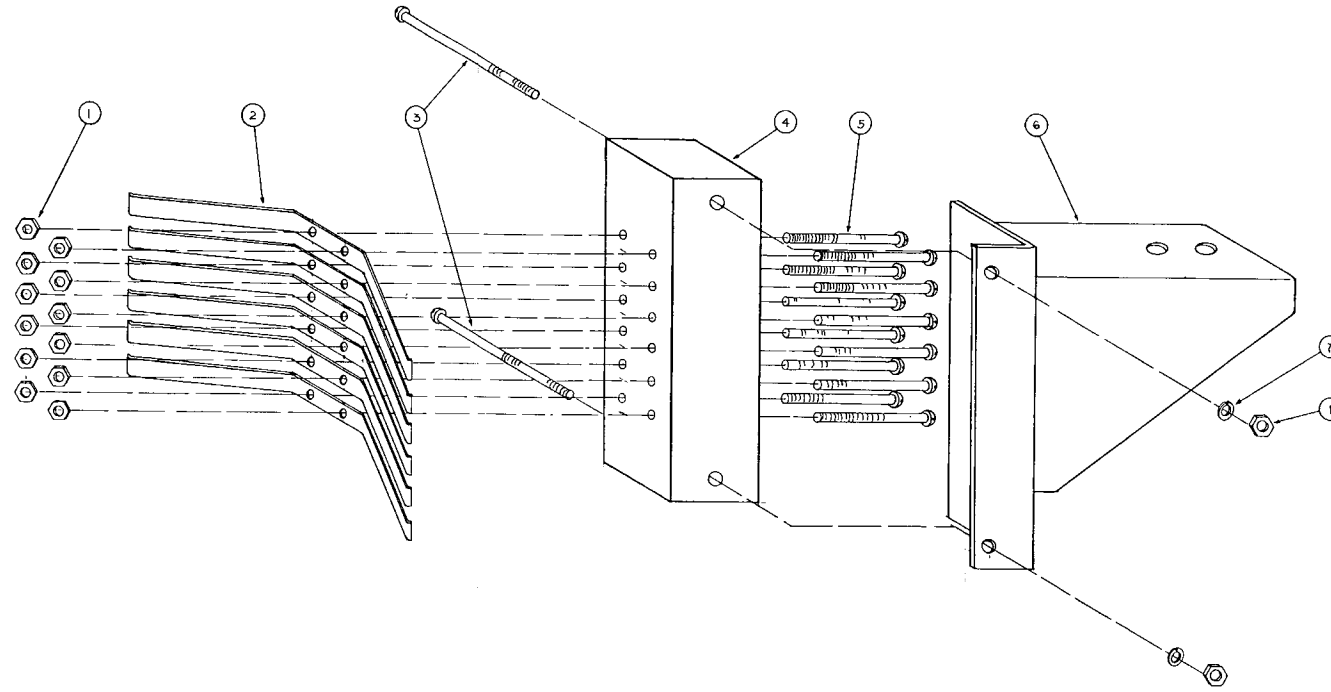


FIGURE 2-28. Contact Assembly - Electric

**WIRING SCHEMATIC - LADDER BELOW TURNTABLE**

<u>FIGURE/ INDEX NO.</u>	<u>PART NUMBER</u>	<u>DESCRIPTION</u>	<u>VENDOR/ MANUFACTURER</u>	<u>QTY</u>
2-29	09-04-37	Wiring Schematic-Ladder Below Turntable	Thibault	Ref
10	1B-11-1050	Contact Ring Assy	Thibault	Ref
150	OP-AR	Switch to Outriggers	Honeywell Div.	2
151	71-2015	Cuttrigger Marker Lamps	Dominion Auto	4
152	SF-106	Flasher Relay	Ford	1
153	2727	Solenoid Switch	General Switches	1
154	24059	solenoid Switch	Cole Hersee	4
156	76-6014	Breaker 20 Amp	Dominion Auto	2
157	76-6014	Breaker 20 Amp	Dominion Auto	1
158	C3TZ14526A	Breaker 70 Amp	Ford	1
160	2110	PTO/Electric Pump Switch	General Switches	1
161	2150	Outrigger Bypass Switch	General Switches	1
162	2875	Throttle Switch	General Switches	2
163	PL-26	Electric Pump Pilot Light	General Switches	2
166	V53LB1100	Throttle Engine	Honeywell	1

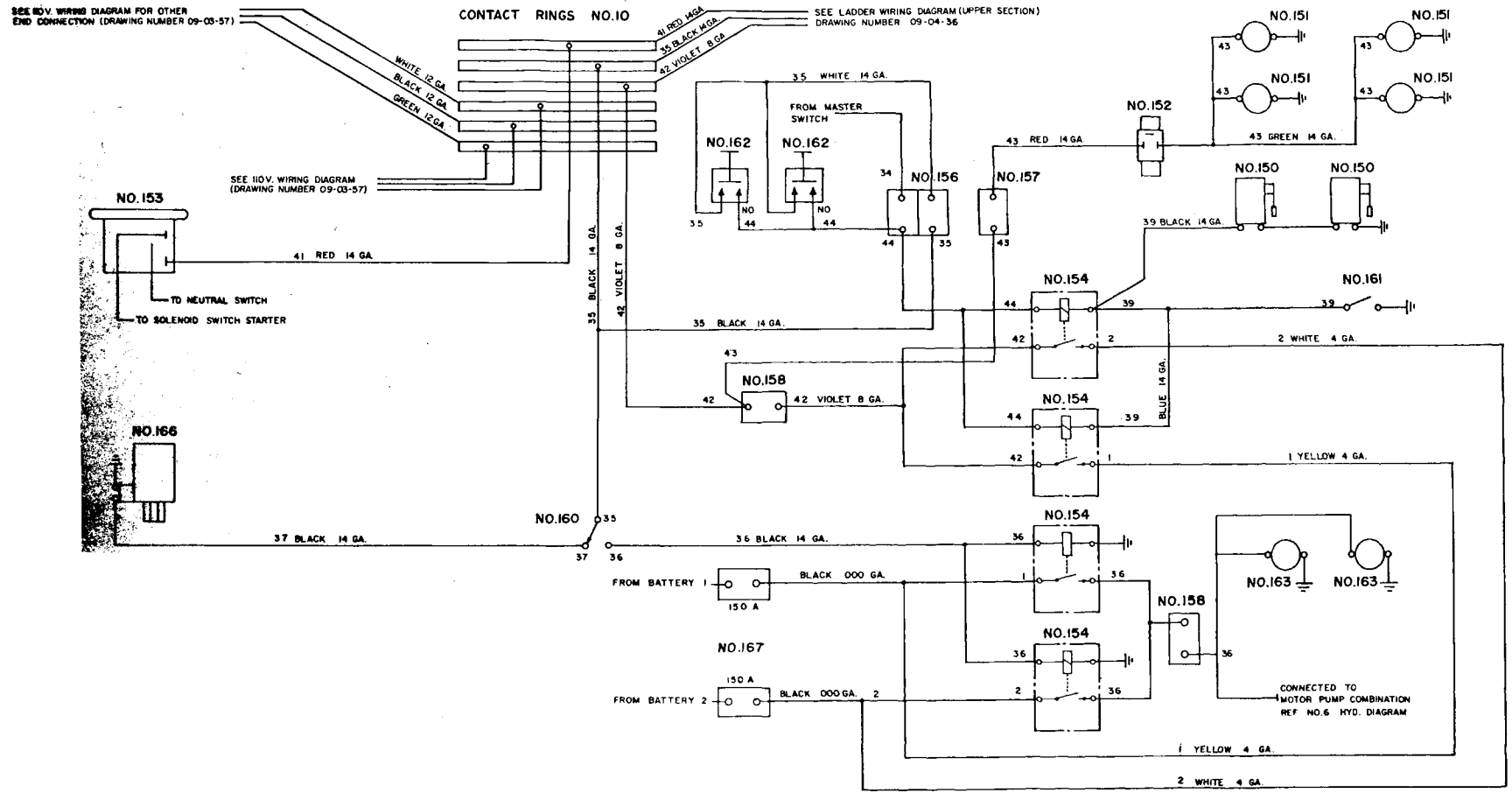


FIGURE 2-29. Wiring Schematic - Ladder Below Turntable



**OUTRIGGER MARKER LAMPS**

FIGURE/ INDEX NO.	PART NUMBER	VENDOR/ DESCRIPTION	MANUFACTURER	QTY
	71-2615	Outrigger Marker Lamps	Dominion Auto	Ref
	18 95 2CD	Bulb	Dominion Auto	2
	71-2142	Lens	Dominion Auto	1

**WIRING SCHEMATIC - LADDER ABOVE Tutable**

<u>FIGURE/ INDEX NO.</u>	<u>PART NUMBER</u>	<u>DESCRIPTION</u>	<u>VENDOR/ MANUFACTURER</u>	<u>QTY</u>
2-30	09-04-36	Wiring Schematic-Ladder Above Turntable	Thibault	Ref
1	VE1TBO-4F-1Z	Remote Controller Extension (Console)	Barmag	1
2	VE1TBO-4F-1Z	Remote Controller Rotation (Console)	Barmag	1
3	VE1TBO-4F-1Z	Remote Controller Elevation (Console)	Barmag	1
4	BA-2RV2	Micro-Switch (Automatic 80' )	Honeywell Div.	1
5	BA-2RV2	Micro-Switch (Automatic 85')	Honeywell Div.	1
6	BA-2RV2	Micro-Switch (Automatic 0')	Honeywell Div.	1
7	BA-2RV2	Micro-Switch (Automatic 70 degree)	Honeywell Div.	1
8	BA-2RV2	Micro-Switch (Automatic 75 degree)	Honeywell Div.	1
9	22K-1/2 Watt	Resistor	Commercial	2
10	1B-11-1050	Contact Ring	Thibault	1
11	22K-1/2 Watt	Resistor	Commercial	2
12	EXA-N8451	Micro-Switch (Automatic 0 degrees)	Honeywell Div.	1
13	ER-81	Current Regulator	Barmag	1
14	ER-81	Current Regulator	Barmag	1
15	1N400 3	Diode	Commercial	2
17	IN400 3	Diode	Commercial	2
18	MEV/MHV/MD 12PSBFA95/12V	Control Valve	Barmag	1
19	MEV/MHIV/MD 12PSBFA95/12V	Control Valve	Barmag	Ref
20	MEV/MHV/MD 12PSBFA95/12V	Control Valve	Barmag	Ref

**WIRING SCHEMATIC - LADDER ABOVE TURNTABLE (cont'd)**

<u>FIGURE/ INDEX NO.</u>	<u>PART NUMBER</u>	<u>DESCRIPTION</u>	<u>VENDOR/ MANUFACTURER</u>	<u>QTY</u>
2-30	09-04-36	Wiring Schematic-Ladder Above Turntable	Thibault	Ref
21	PB1CBGA	Throttle Switch	Westinghouse	1
22	9001-KA-1	Automatic Canceler Switch Assy	Square D Company	1
23	PB1CBRA	Cutoff Switch	Westinghouse	1
24	PL-85-GC	Green Pilot Light (Energy)	Cole Hersee	1
25	B1S-H32-CS	Pressure Automatic Switch	Transamerica Delaval	1
26	PL-85AC	Amber Pilot Light (Automatic Stop)	Cole Hersee	1
27	2875	Engine Starter	General	1
28	Model 120- 2712-01	Intercom System Assy	Ratelco	1
29	4413-AG12	Ladder Spot Lights	Unity	2
30	60101	Half Moon Lights	Grote	3
31	2105	Panel Lights Switch	General	1
32	60011	Panel Lights	Grote	2
33	62011	Inside Console Light	Grote	1
34	0332 014 150C	Solenoid Switch	Bosh	1
35	0332 014 150C	Solenoid Switch	Bosh	1
36	76-6014	Breaker	Dominion Auto	12

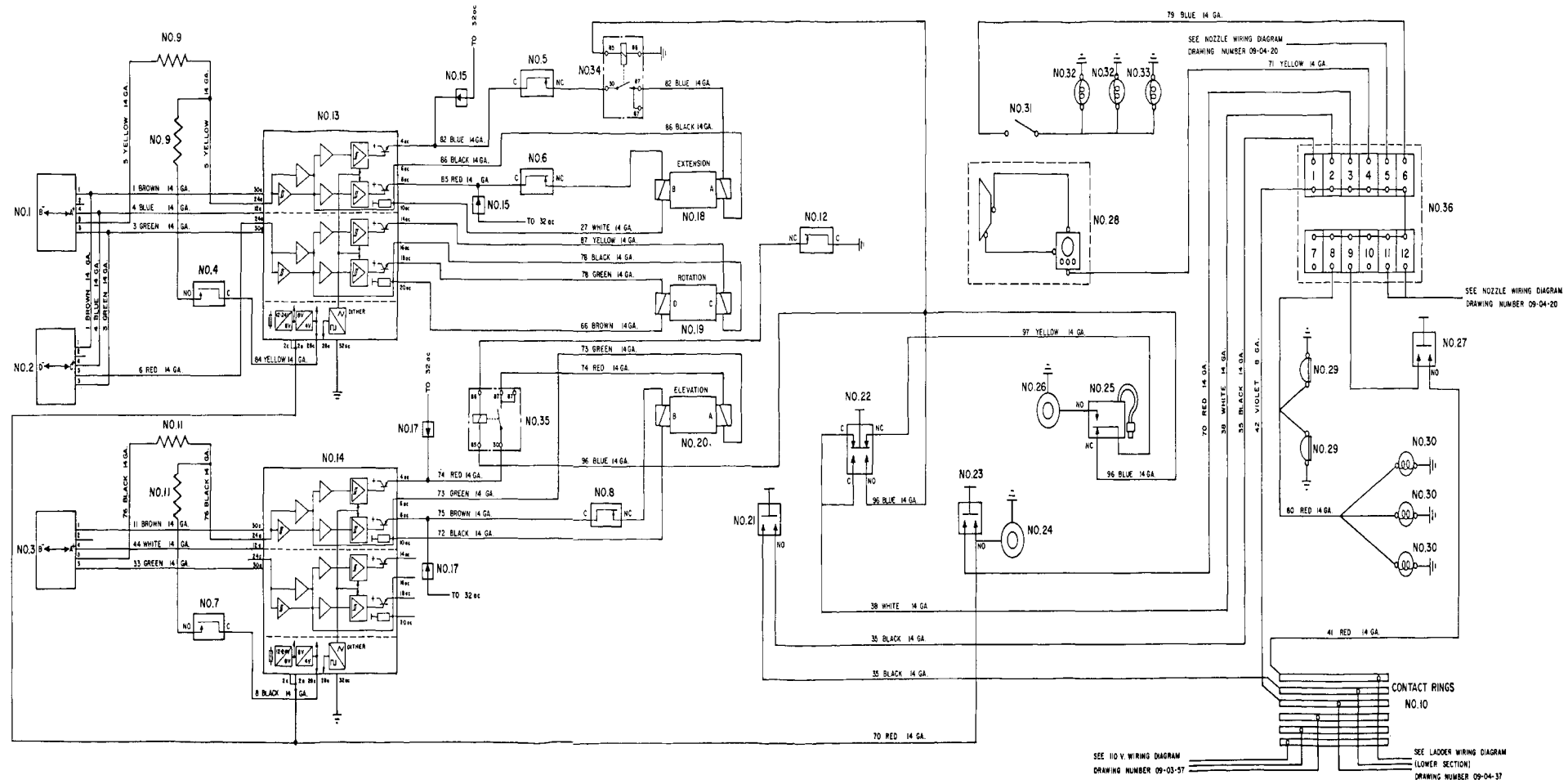


FIGURE 2-30.  
Wiring Schematic  
- Ladder Above Turntable

REMOTE CONTROLLER

<u>FIGURE/ INDEX NO.</u>	<u>PART NUMBER</u>	<u>DESCRIPTION</u>	<u>VENDOR/ MANUFACTURER</u>	<u>QTY</u>
	V1TB0-4F-1Z	Remote Controller (Extension, Rotation and Elevation)	Barmag	Ref

NOTE: For illustration refer to  
Part 2, Volume 3, Tab 28.

CURRENT REGULATOR

<u>FIGURE/ INDEX NO.</u>	<u>PART NUMBER</u>	<u>DESCRIPTION</u>	<u>VENDOR/ MANUFACTURER</u>	<u>QTY</u>
	ER-81	Current Regulator	Barmag	Ref

NOTE: For illustration refer to  
Part 2, Volume 3, Tab 28.

CONTROL VALVE

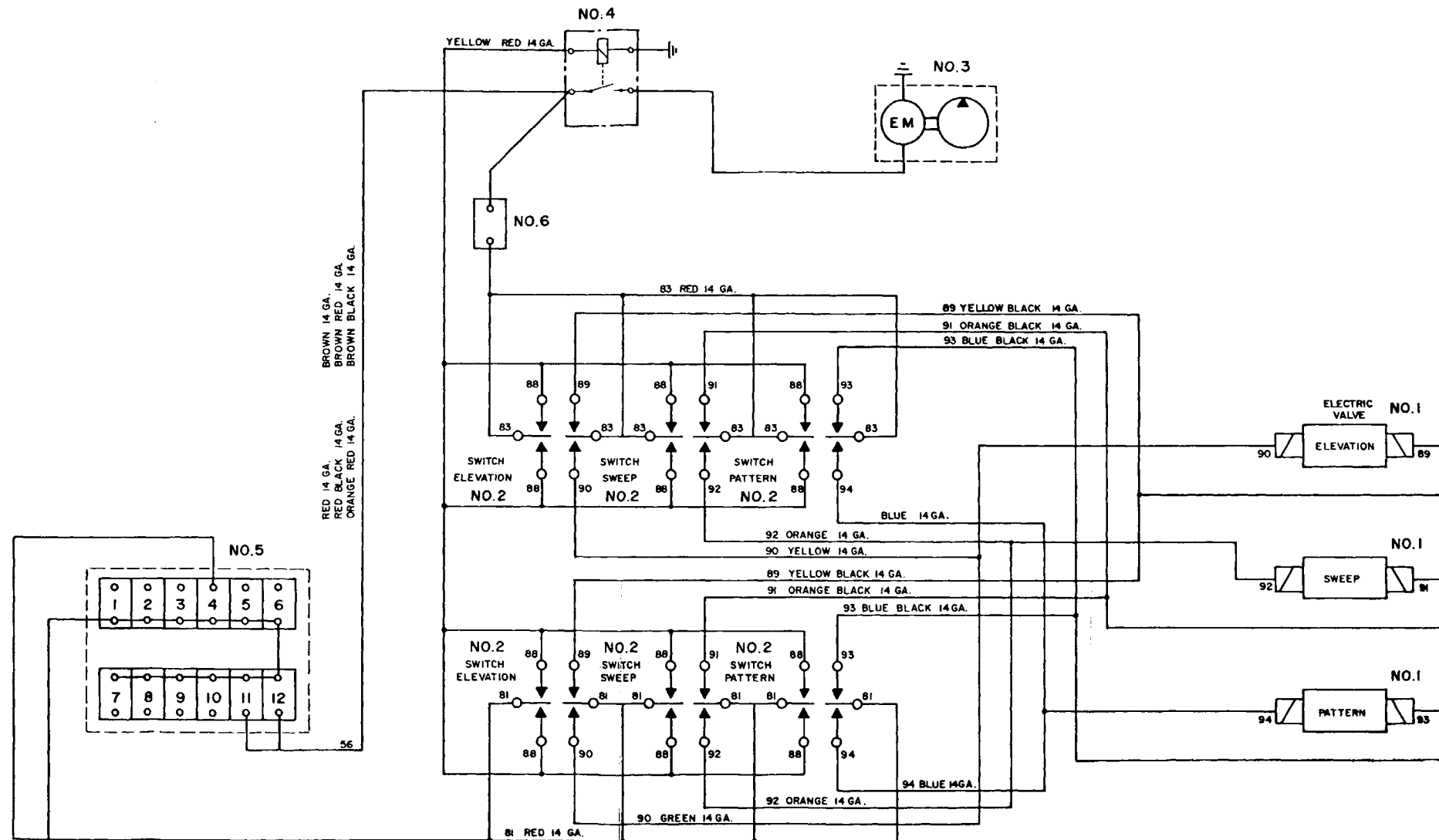
<u>FIGURE/ INDEX NO.</u>	<u>PART NUMBER</u>	<u>DESCRIPTION</u>	<u>VENDOR/ MANUFACTURER</u>	<u>QTY</u>
	MEV/MHV/MD1 2PSBFA95/12V	Control Valve	Barmag	Ref

NOTE: For illustration refer to  
Part 2, Volume 3, Tab 22.

INSTRUMENT PANEL LIGHT ASSEMBLY

<u>FIGURE/ INDEX NO.</u>	<u>PART NUMBER</u>	<u>DESCRIPTION</u>	<u>VENDOR/ MANUFACTURER</u>	<u>QTY</u>
	62011	Instrument Panel Light Assy	Grote	Ref
	90221	Lens - Clear	Grote	1
	680870	Pigtail	Grote	1
	51-91A2-01	Lens Gasket	Grote	1
	10-7005-02	Lens Rim	Grote	1
	51-9001-01	Mounting Pad	Grote	1
	115632CP	Bulb	Grote	1





SEE LADDER WIRING DIAGRAM  
 (UPPER SECTION)  
 DRAWING NUMBER 09-04-36

FIGURE 2-31.  
 Wiring Schematic  
 - Water Tower

ELECRRIC VALVE

<u>FIGURE/ INDEX NO.</u>	<u>PART NUMBER</u>	<u>DESCRIPTION</u>	<u>VENDOR/ MANUFACTURER</u>	<u>QTY</u>
	KDSG-01-36 2- 012	Electric Valve	Yuken	Ref

NOTE: For Parts List refer to  
Part 2, Volume 3, Tab 22.

POWER PACK HOUSING ASSEMBLY

<u>FIGURE/ INDEX NO.</u>	<u>PART NUMBER</u>	<u>DESCRIPTION</u>	<u>VENDOR/ MANUFACTURER</u>	<u>QTY</u>
2-32	07-90-55	Power Pack Housing Assy	Thibault	Ref
1	1/4-20 NC 1/2" Lg	Cap Screw	Commercial	4
2	1/4-20 NC 1/2" Lg	Round Head Cap Screw	Commercial	1
3	07-90-56	Holding Plate	Thibault	1
4	RPEC KDN FAA	Relief Valve Assy	Sun Hydraulic	1
5	ESQ-4001B 12V	Motor Pump Combination	Hypac	Ref
6	07-90-57	Housing Cover	Thibault	1
7	24059	Solenoid Switch	Cole Hersee	Ref
8	4001	Hyd. Gauge 2-600PSI 1/4" NPT	Steam Industrial Supply	1

NOTE: Fittings and Hydraulic conduit listed on Nozzle Hydraulic diagram.

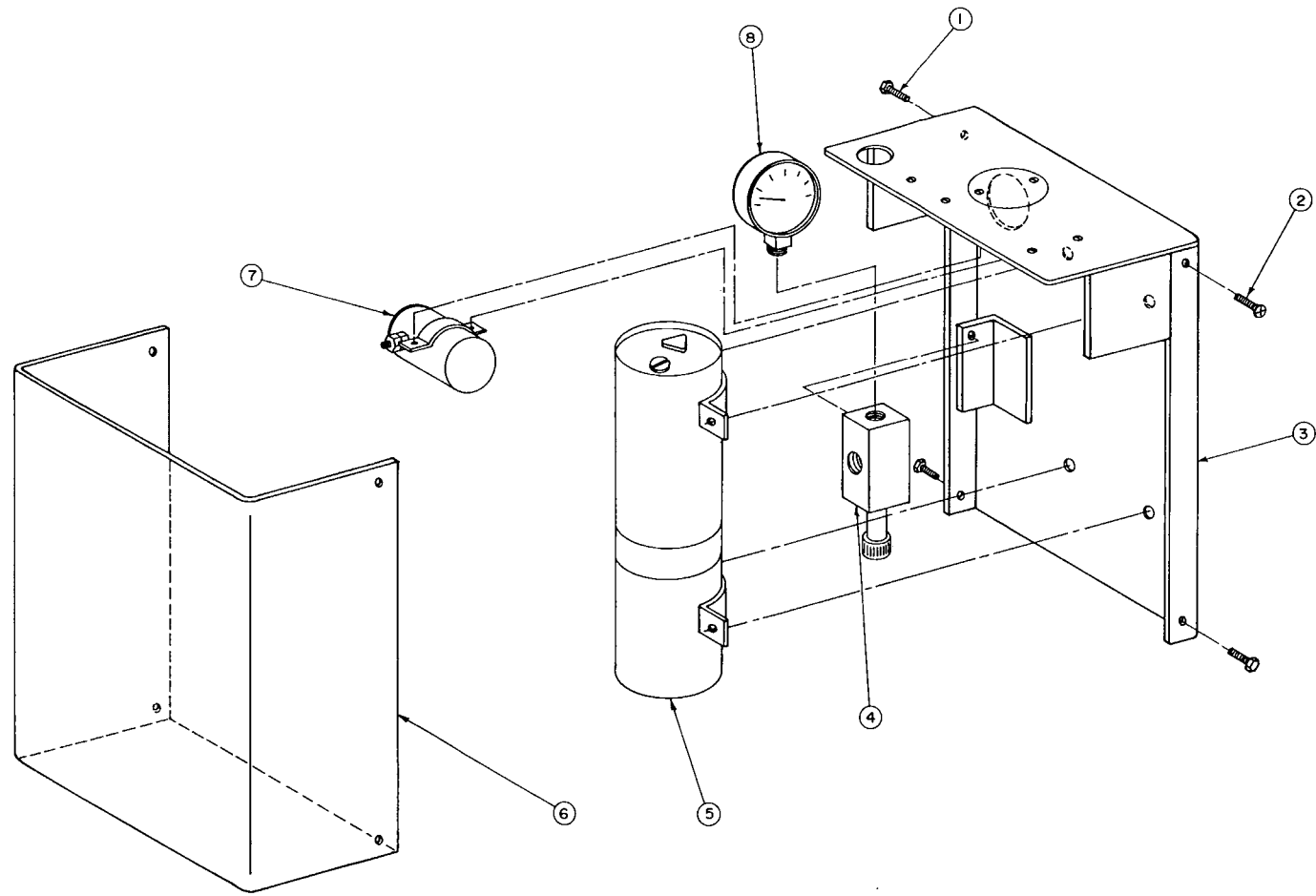


FIGURE 2-32.  
Power Pack Housing  
Assembly

HYDRAULIC VALVE HOUSING ASSEMBLY

<u>FIGURE/ INDEX NO.</u>	<u>PART NUMBER</u>	<u>DESCRIPTION</u>	<u>VENDOR/ MANUFACTURER</u>	<u>QTY</u>
2-33	07-90-58	Hydraulic Valve Housing Assy	Thibault	Ref
1	07-90-59	Housing Cover	Thibault	1
2	KDSG-01-3C2-012	Electric Valve	Yuken	Ref
3	07-90-23	Manifold Block	Thibault	1
4	1/4-20 NC x 3/4" Lg	Cap screw	Commercial	2
5	1/4-20 NC	Hex Nut	Commercial	3
6	1/4 dia	Lock Washer	Commercial	3
7	2525	Raintight Connector	T & B	1
8	1/4-20 NC x 1 1/2" Lg	Allen Screw	Commercial	4
9	1/4-20 NC x 1/2" Lg	Round Head Screw	Commercial	4
10	1/4-20 NC x 3/4" Lg	Flat Head Cap screw	Commercial	1

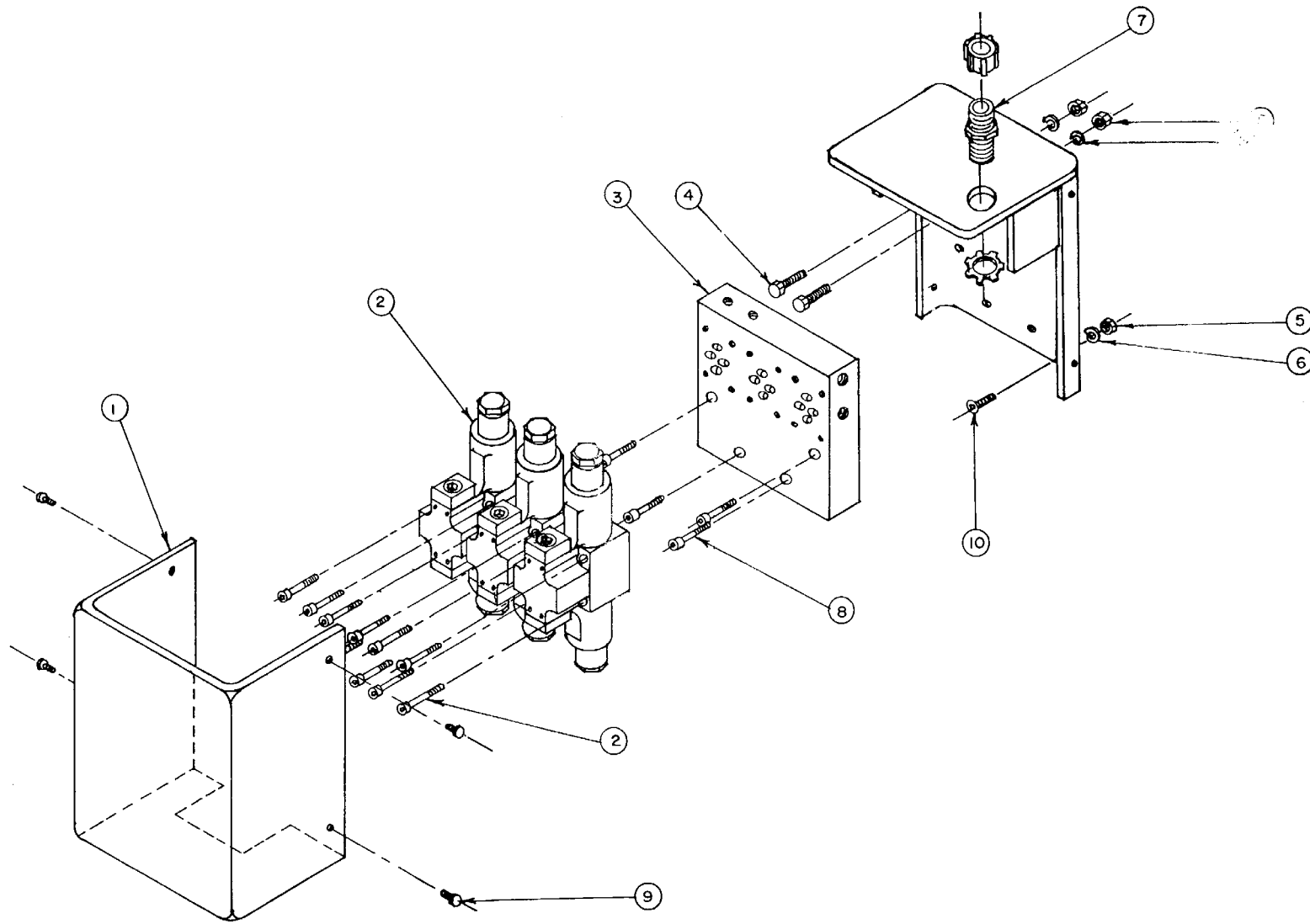


FIGURE 2-33.  
Hydraulic Valve Housing  
Assembly

CONTROL SWITCH HOUSING ASSEMBLY

<u>FIGURE/ INDEX NO.</u>	<u>PART NUMBER</u>	<u>DESCRIPTION</u>	<u>VENDOR/ MANUFACTURER</u>	<u>QTY</u>
2-34	07-90-61	Control Switch Housing Assy	Thibault	Ref
1	10-24- NC x 1/2" Lg	Round Head Screw S/S	Commercial	6
2	No. 10	Lockwasher S/S	Commercial	6
3	N/L	Identification Plate	Thibault	1
4	55054	Toggle Switch	Cole Hersee	Ref
5	07-90-62	Switch Housing	Thibault	1
6	10-24 NC 1 3/4 "Lg	Round Head Screw S/S	Commercial	2
7	2522	Raintight Connector	T & B	1
8	No. 10	Lockwasher S/S	Commercial	2
9	10-24 NC	Hex Nut S/S	Commercial	2
10	81264	Switch Cover	Cole Hersee	3

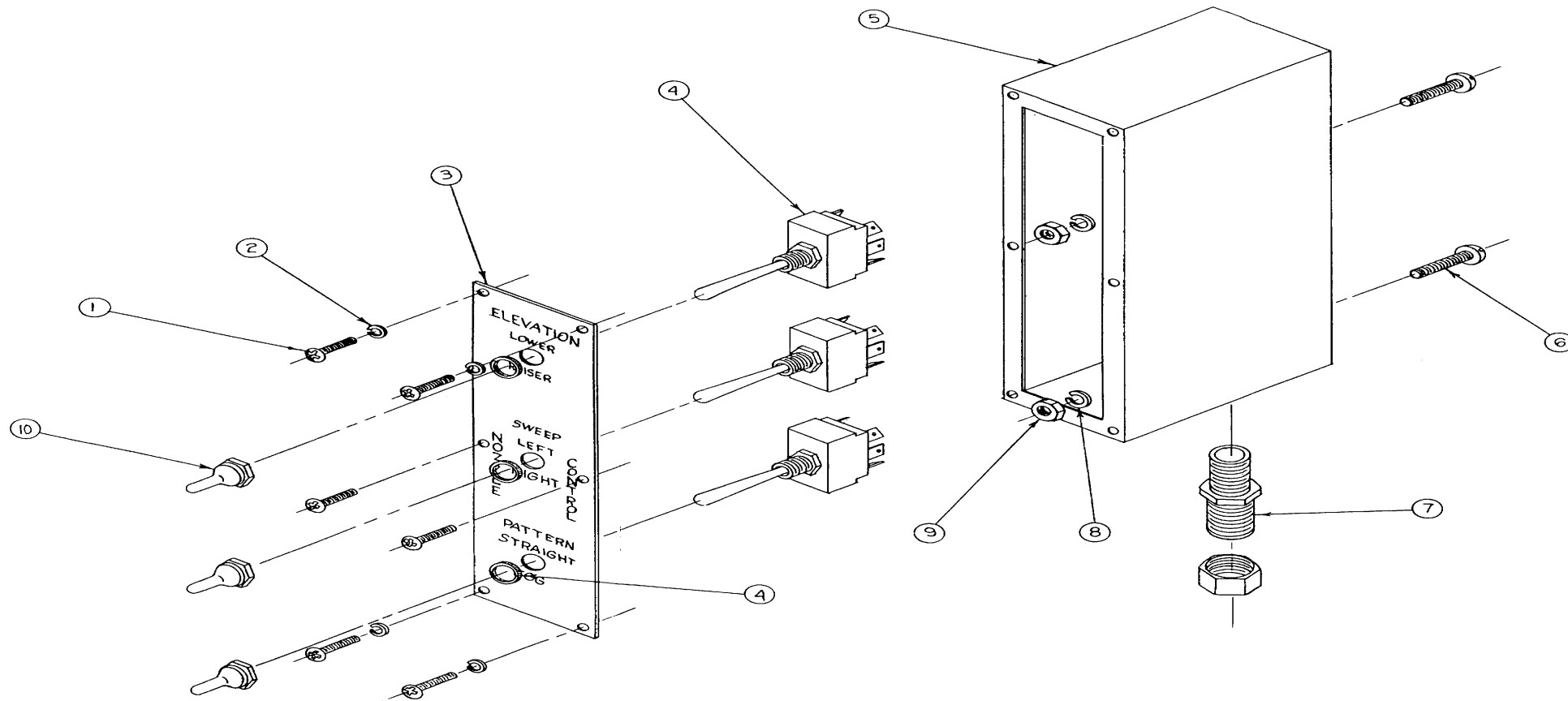


Figure 2-34.  
Control Switch Housing Assembly



**PNEUMATIC ASSEMBLY**

<b><u>FIGURE/ INDEX NO.</u></b>	<b><u>PART NUMBER</u></b>	<b><u>DESCRIPTION</u></b>	<b><u>VENDOR/ MANUFACTURER</u></b>	<b><u>QTY</u></b>
	QWT 85 11-36-001	pneumatic Assy Pneumatic Schematic	Thibault Thibault	Ref. 1

**PNEUMAXIC SCHEMATIC**

<b><u>FIGURE/ INDEX NO.</u></b>	<b><u>PART NUMBER</u></b>	<b><u>DESCRIPTION</u></b>	<b><u>VENDOR/ MANUFACTURER</u></b>	<b><u>QTY</u></b>
2-35	11-36-001	Pneumatic Schematic	Thibault	Ref.
1	41081-1000	PTO Shift Valve	Schroder	1
2	7605-2812	Air Tank	Duplex	1
3	538-0180-00	Control Valve Assy	Hale	1
4	11-30-200	Bed Lock Cylinder	Thibault	Ref.
5	V53LB1100	Solenoid Valve	Honeywell	Ref.
6	55-20-364-2	Pressure Regulator	Watts	1
7	62-01-220XAHP 5XD	PTO Assy	Thibault	1
8	507-0110-01	Cylinder Shifting Pump Assy	Hale	1
9		Governor (see Part 2, Volume 2, V-71 Highway Vehicle Service Manual)		1
12	68-4A	1/4" x 1/8" NPT Connector	Commercial	1
14	69-4	1/4" x 1/8" NPT Elbow 90 degree	Commercial	13
15	69-4B	1/4" x 1/4" NPT Elbow 90 degree	Commercial	2
17	121-A	1/8" NPT Plug, Hex Head	Commercial	2
19	120-BA	1/4" NPT x 1/8" NPT Reducing Adapter	Commercial	1
20	112-A	1/8U NPT Close Nipple	Commercial	4
21	X101-A	1/8U NPT Tee	Commercial	2
23	271-4A	1/4" x 1/8" NPT Male Run Tee	Commercial	1
35	8871-2305	1/2" x 1/4" NPT Bushing	Duplex	1

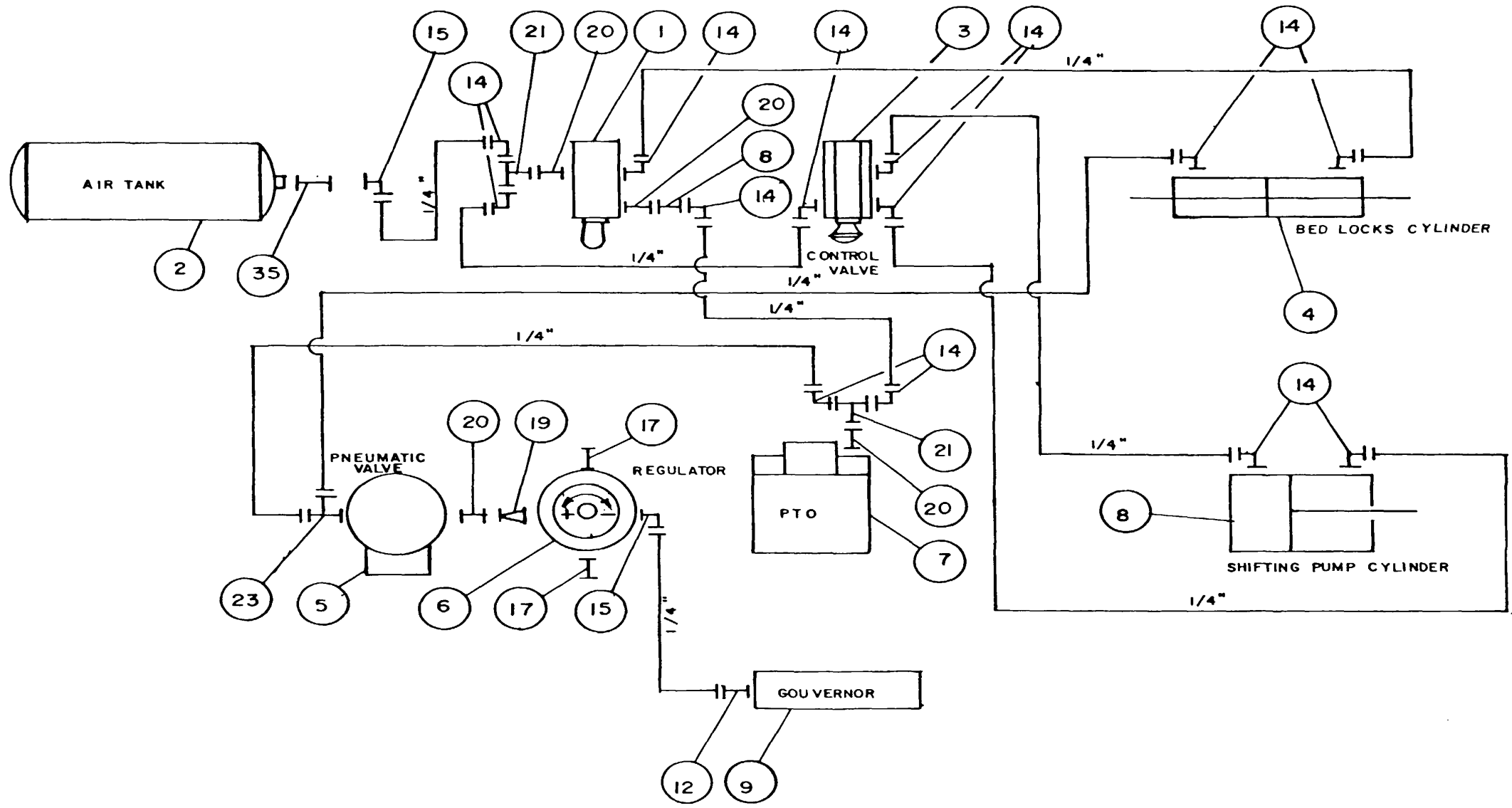


FIGURE 2-35.  
Pneumatic Schematic

**CONTROL VALVE ASSEMBLY**

<b><u>FIGURE/ INDEX NO.</u></b>	<b><u>PART NUMBER</u></b>	<b><u>DESCRIPTION</u></b>	<b><u>VENDOR/ MANUFACTURER</u></b>	<b><u>QTY</u></b>
	538-0180-00	Control Valve Assy	Hale	Ref.

**NOTE:** For Parts List refer to Part <sup>2</sup>, Volume 3, "Hale Pumps" Plate No. 595A.

**PTO ASSEM3LY**

<b><u>FIGURE/ INDEX NO.</u></b>	<b><u>PART NUMBER</u></b>	<b><u>DESCRIPTION</u></b>	<b><u>VENDOR/ MANUFACTURER</u></b>	<b><u>QTY</u></b>
	QWT 85	PTO Assy	Thibault	Ref.
	A22 series	PTO*	Chelsea	1
	12-08-200	PTO Drive Assy	Thibault	1

\*NOTE: For Parts List refer to Part 2, Volume 3, PTO.

**PTO DRIVE ASSEMBLY**

<b><u>FIGURE/ INDEX NO.</u></b>	<b><u>PART NUMBER</u></b>	<b><u>DESCRIPTION</u></b>	<b><u>VENDOR/ MANUFACTURER</u></b>	<b><u>QTY</u></b>
2-36	12-08-200	PTO Drive Assy	Thibault	Ref.
1	1-4-933	Yoke	Spicer	2
2	12-06-09	Drive Shaft Kit 9880-SF Spicer - Modified	Thibault	1
3	3/8-16 NC 5/8"	square Head Set Screw	Commercial	2
	12-08-201-A	Bracket - Hydraulic Pump	Thibault	1

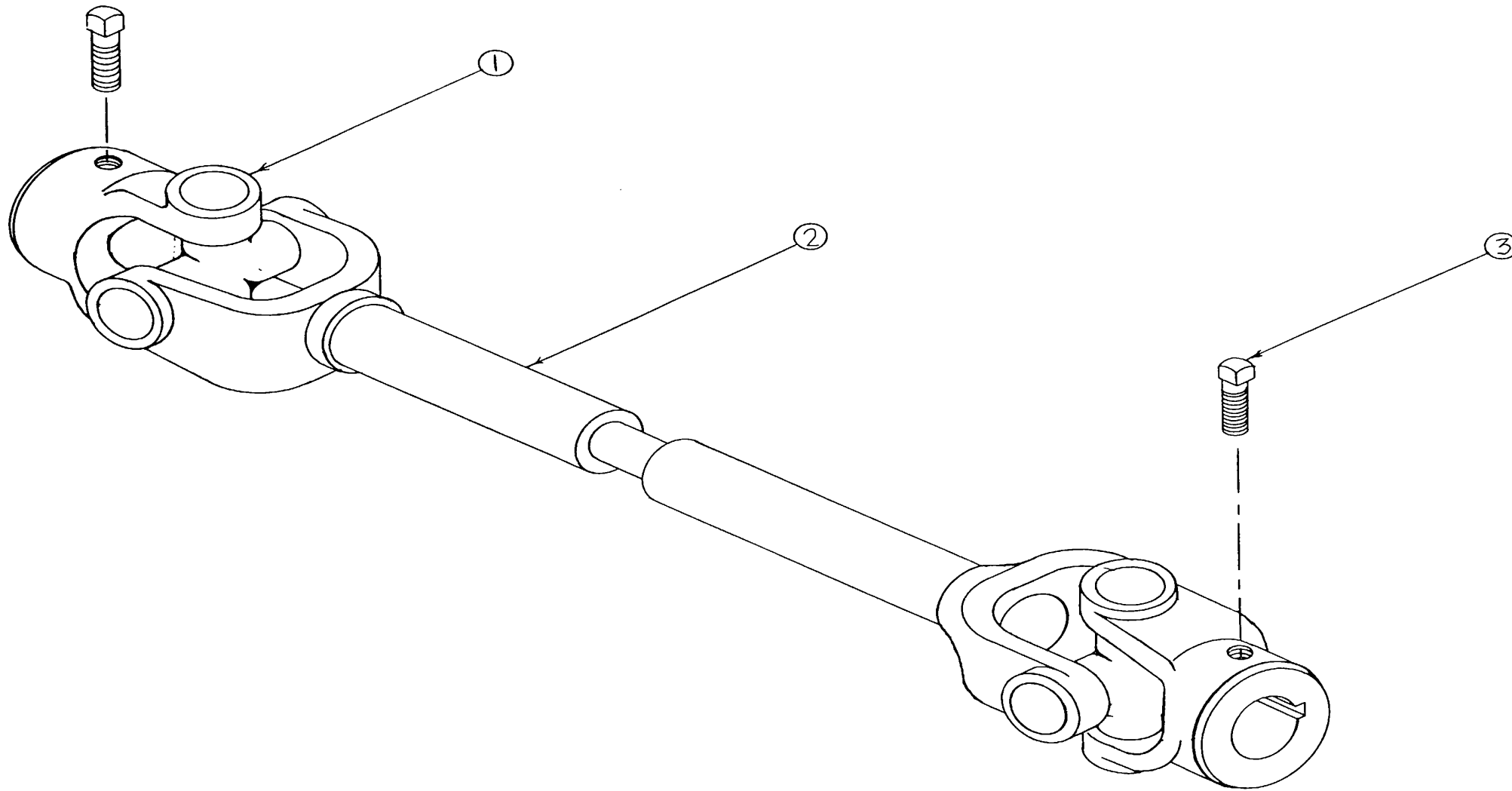


FIGURE 2-36.  
PTO Drive Assembly

**CYLINDER SHIFTINI PUMP ASSEMBLY**

<b><u>FIGURE/ INDEX NO.</u></b>	<b><u>PART NUMBER</u></b>	<b><u>DESCRIPTION</u></b>	<b><u>VENDOR/ MANUFACTURER</u></b>	<b><u>QTY</u></b>
	507-0110-01	Cylinder Shifting Pump Assy	Hale	Ref.

**NOTE:** For Parts List refer to Part 2, Volume 3, "Hale Pumps", Plate No. 533A.



**PARKING BRAKE SAFETY SYSTEM**

<b><u>FIGURE/ INDEX NO.</u></b>	<b><u>PART NUMBER</u></b>	<b><u>DESCRIPTION</u></b>	<b><u>VENDOR/ MANUFACTURER</u></b>	<b><u>QTY</u></b>
2-37	11-36-10	Parking Brake Safety System	Thibault	Ref.
1	K0551015	Solenoid Pneumatic Valve	Schrader-Bellows	Ref.
2	1/4-20 NC	Hex Nut	Commercial	2
3	11-36-011	Support	Thibault	1
4	1/4-20 NC x 1" Lg.	Cap Screw	Commercial	2
5	1/4-20 NC x 1/2" Lg.	Cap Screw	Commercial	2
6	69 x 6	Elbow	Weatherhead	1
7	68 x 6	Connector	Weatherhead	1

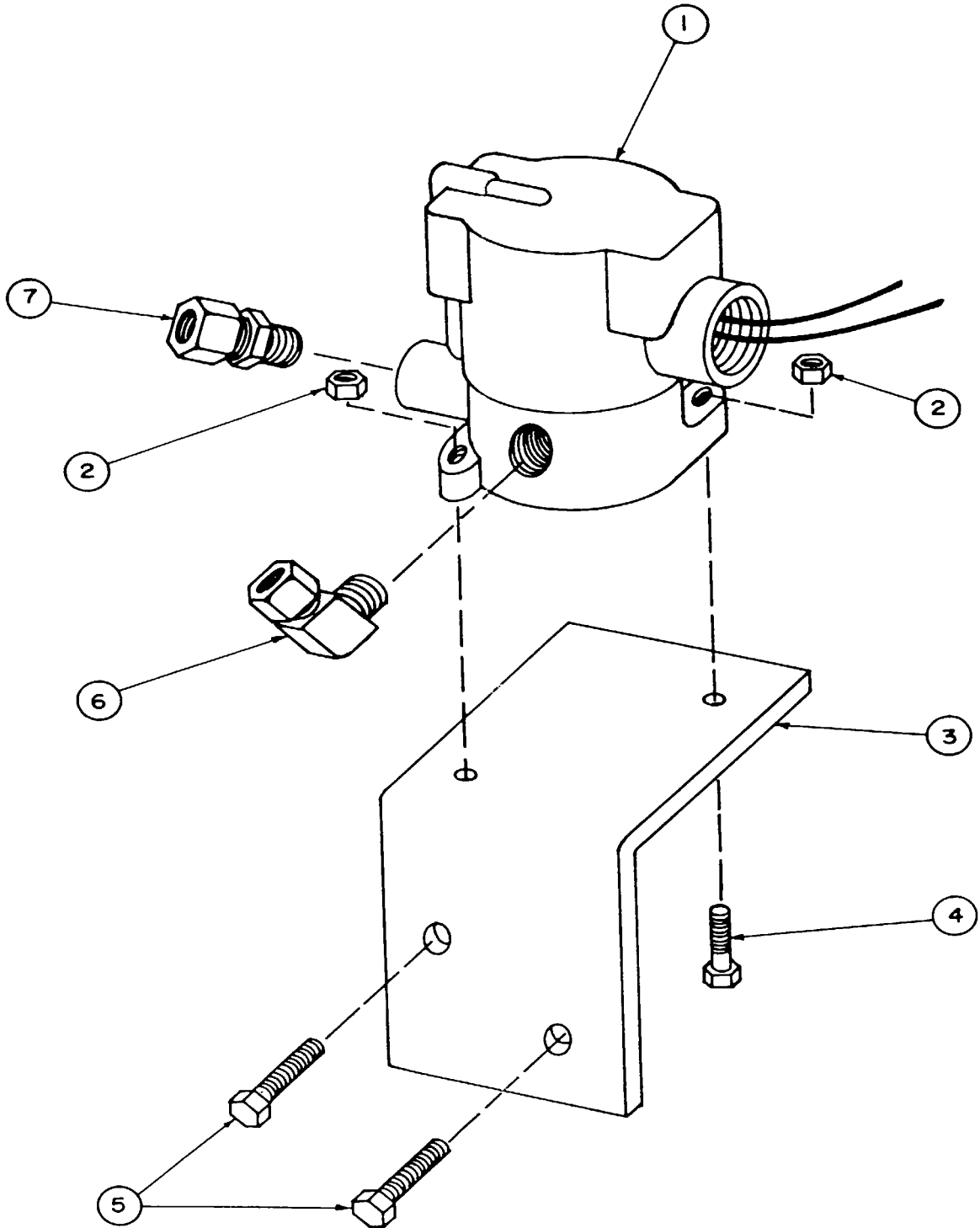


Figure 2-37.  
Parking Brake Safety System

**BUMPER ASSEMBLY - RUB RAIL**

<b><u>FIGURE/ INDEX NO.</u></b>	<b><u>PART NUMBER</u></b>	<b><u>DESCRIPTION</u></b>	<b><u>VENDOR/ MANUFACTURER</u></b>	<b><u>QTY</u></b>
2-39	49-1600-227	Bumper Assy - Rub Rail	Thibault	Ref.
1	49-1600-227A	Rub Rail 74 1/2"	Thibault	2
2	49-1600-227B	Rub Rail 6 3/4"	Thibault	2
3	49-1600-227C	Rub Rail 32 3/4"	Thibault	2

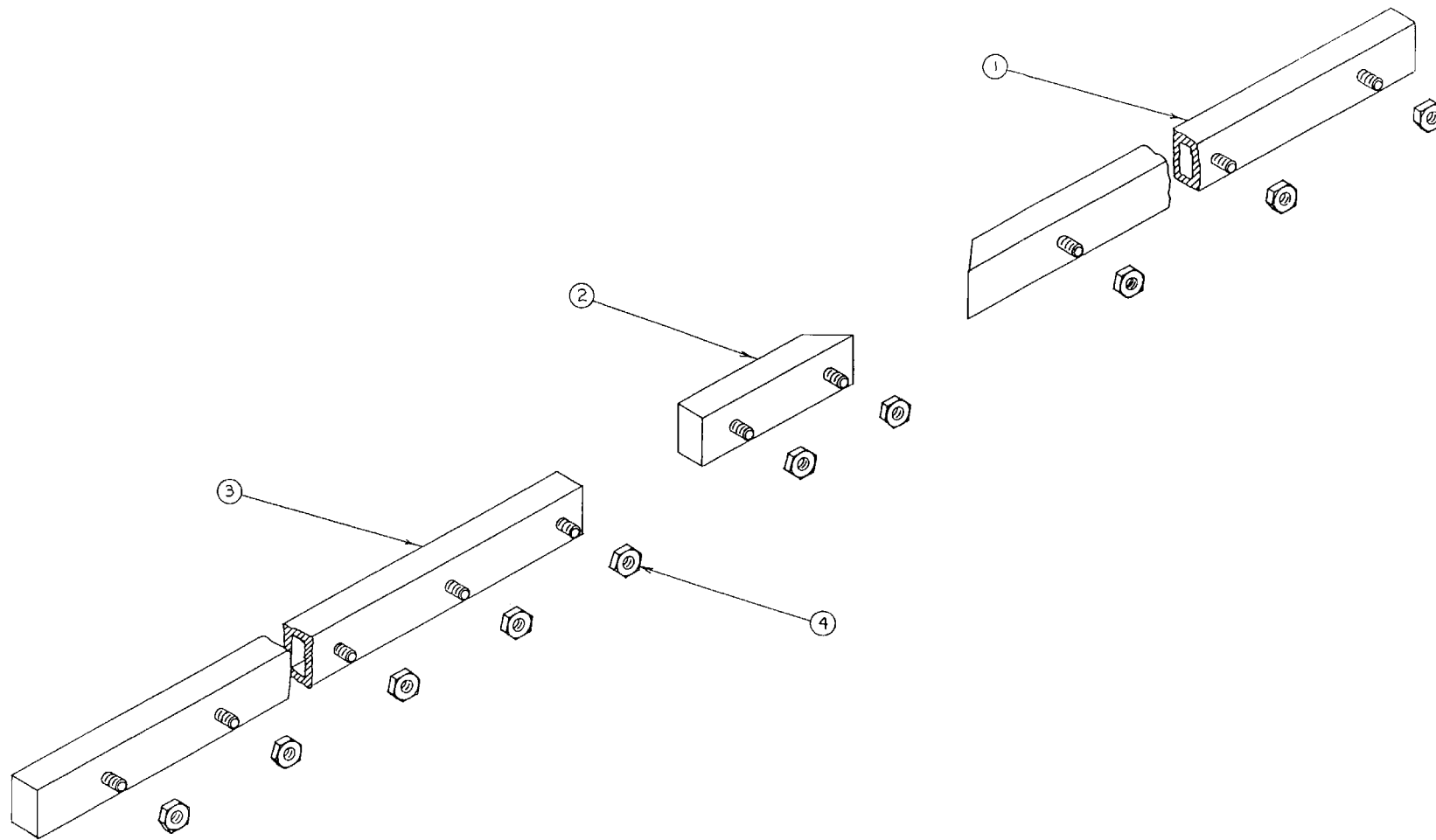


Figure 2-39.  
Bumper Assembly - rub Rail

**PUMP ASSEMBLY**

<u>FIGURE/ INDEX NO.</u>	<u>PART NUMBER</u>	<u>DESCRIPTION</u>	<u>VENDOR/ MANUFACTURER</u>	<u>QTY</u>
	QWT 85	Pump Assy	Thibault	Ref
	06-400-006	Water Plumbing Assy	Thibault	1
	QSMF HD 100-20	Hale Pump Assy	Hale	1
	QWT 85	Foam System Assy	Thibault	1
	QWT 85	Pump Control Panel	Thibault	1

**WATER PLUMBING ASSEMBLY**

<u>FIGURE/ INDEX NO</u>	<u>PART NUMBER</u>	<u>DESCRIPTION</u>	<u>VENDOR/ MANUFACTURER</u>	<u>QTY</u>
	QWT 85	Water Plumbing Assy	Thibault	Ref
	06-400-006	Water Plumbing Schematic	Thibault	1

### WATER PLUMBING SCHEMATIC

<u>FIGURE/ INDEX NO.</u>	<u>PART NUMBER</u>	<u>DESCRIPTION</u>	<u>VENDOR/ MANUFACTURER</u>	<u>QTY</u>
3-1	06-400-006	Water Plumbing Schematic	Thibault	Ref
1	52-77-6"	Flexible Coupling	Victaulic	2
2	52-77-3 1/2"	Flexible Coupling	Victaulic	5
3	52-77-3"	Flexible Coupling	Victaulic	2
4	52-77-2 1/2"	Flexible Coupling	Victaulic	4
5	52-77-1 1/2"	Flexible Coupling	Victaulic	3
6	30BP	Ball Valve 3"	Hale	1
7	30BPF	Ball Valve 3"	Hale	1
8	20-351-250	Ball Valve 2 1/2" Assy - Suction Rear	Thibault	2
9	25BS	Ball Valve 2 1/2"	Hale	2
10	25BDT	Ball Valve 2 1/2"	Hale	4
11	ZM-75F-6	Suction 6"	Hale	2
12	03-22-50	Swivel Joint Assy	Thibault	1
13	20-260-251 6"	Butterfly Valve Assy	Thibault	1
14	5Z-04 Model 19	Liquid Relief Valve	Kunkle	2
15	01842-3	Metering Valve Assy	Feecon	1
16	200110	Eductor Assy	Feecon	1
17	5Z-16-3 1/2"	Elbow 90 degree FF	ITT Grimell	1
18	Z00ZZ3	Ball Check Valve 1"	Feecon	1
19	B-6000 x 1"	Ball Valve 1"	Pitanco	1
20	9772Z704	Ball Valve 3/4"	Feecon	1
21	1" Dia.	Ball Valve 1"	Pitanco	1
22	1" Dia.	Union Brass	ITT Grinnell	2
23	04-99-30A	Water Joint Assy	Thibault	1

**WATER PLUMBING SCHEMATIC (cont'd)**

<u>FIGURE/ INDEX NO.</u>	<u>PART NUMBER</u>	<u>DESCRIPTION</u>	<u>VENDOR/ MANUFACTURER</u>	<u>QTY</u>
3-1	06-400-006	Water Plumbing Schematic	Thibault	Ref
24	08-60-300A	Central Oil/Water Joint Assy	Thibault	1
25	3/4"	Galvanized Pipe	Commercial	A/R
26	1"	Brass Pipe	Commercial	A/R
27	1 1/2"	Galvanized Pipe	Commercial	A/R
28	2 1/2"	Galvanized Pipe	Commercial	A/R
29	3"	Galvanized Pipe	Commercial	A/R
30	3 1/2"	Galvanized Pipe	Commercial	A/R
31	18-60-1327	Third Section Water Pipe Assy	Thibault	1
32	18-60-1310	Second Section Water Pipe Assy	Thibault	1
33	18-60-1304	First Section Water Pipe Assy	Thibault	1
34	6"	Welded Black Pipe	Commercial	A/R
35	QWT 85	Water Tower Assy	Thibault	1
36	4"	Flexible Coupling	Victaulic	2
37	Model 700	Butterfly Valve 4w	Victaulic	2
38	15BP	Ball Valve 1 1/2"	Hale	2
39	2 1/2"	Elbow 90 degree M.F. Galvanized	Commercial	5
40	2 1/2"	Elbow 90 degree F.F. Galvanized	Commercial	1
41	3 1/2"	Elbow 90 degree F.F. Galvanized	Commercial	2
42	3 1/2"	Tee 3 1/2" Galvanized	Commercial	2
43	1" x 3/4"	Brass Reducer	Commercial	1
44	1" 1		Brass Tee	Commercial
45	1"	Elbow 45 degree M.F. Brass Commercial1		



**WATER PLUMBING SCHEMATIC (cont'd)**

<u>FIGURE/ INDEX NO.</u>	<u>PART NUMBER</u>	<u>DESCRIPTION</u>	<u>VENDOR/ MANUFACTURER</u>	<u>QTY</u>
3-1	06-400-006	Water Plumbing Schematic	Thibault	Ref
46	1"	Elbow 45 degree F.F. Brass	Commercial	6
47	1"	Gate Valve	Almar	1
48	1"	Galvanized Elbow 90 degree M.F.	Commercial	1
49	01-04-001	Foam Tank Assy	Thibault	1
50	01-01-80	Water Tank Assy	Thibault	1
51	1/4"	Angle Valve	Crane	1
52	1/4"	Black Nylon Hose	Imperial Eastman	A/R
54	538-0600-O1HD	Drain Valve Assy - 6" Front	Hale	1
55	538-0600-01HD	Drain Valve Assy - 2 1/2" Rear	Hale	2
56	20-290-350	Drain Valve Assy - Pump Compartment	Thibault	3

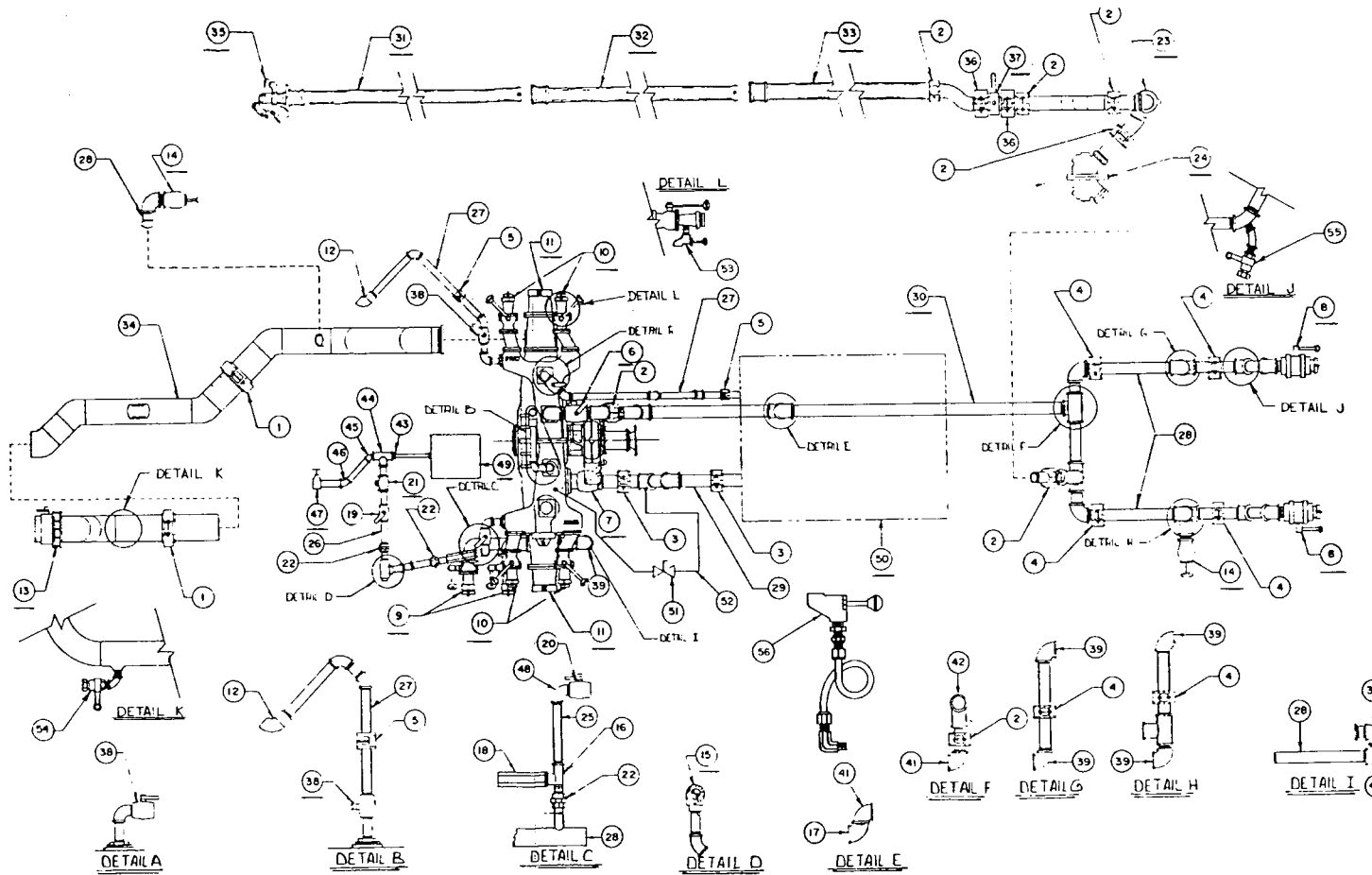


FIGURE 3-1. Water Plumbing Schematic

**BALL VALVE 2 1/2 ASSEMBLY - SUCTION REAR**

FIGURE/ INDEX NO.	PART NUMBER	DESCRIPTION	VENDOR/ MANUFACTURER	QTY
3-2	20-351-250	Ball Valve 2 1/2" Assy - Suction Rear	Thibault	Ref
1	20-258-265-A1	Handle Knobs	Thibault	1
2	50-60-1/8"	Roll Pin 1/8" x 1" long	Thibault	1
3	20-258-2 65-A2	Handle Rod	Thibault	1
4	20-258-264-A	Handle Socket	Thibault	1
5	20-258-257-A	Spacer	Thibault	1
6	50-07 1/4 20 x 5/8"	Oval Head Machine Screw	Thibault	1
7	20-258-256-A	Washer	Thibault	1
8	20-258-254-A	Shaft for Valve 2 1/2"	Thibault	1
9	50-36-3/16 x 3/8 L	Allen Cap Screw	Thibault	3
10	20-350-257	Stopper	Thibault	1
11	54-02-15-113	"0" Ring 9/16" ID x 3/4" OD	Commercial	1
12	20-353-255	Adapter 2 1/2 NPT	Thibault	1
13	2870 No. 2495- 275	Seal for Valve	Canadian Packing	1
14	54-02-15-246 4 3/4" OD	"0" Ring 4 1/2" ID x Commercial		2
15	20-354-252	Casing	Thibault	1
16	20-350-253	Ball Valve	Thibault	1
17	52-43 1/8" NPT	Plug 1/8" NPT Brass	Thibault	3
18	20-258-255-A	Screw	Thibault	1
19	20-350-254	Gland for Valve	Thibault	1
20	54-02-15-246	"0" Ring	Fairview	2
21	20-351-255	Adapter for Valve	Thibault	1
22	67-10-5/16"	Ball Bearing	Thibault	50
23	04-50-25	Packing	Thibault	1

**BALL VALVE 2 1/2 ASSEMBLY - SUCTION REAR (cont'd)**

<u>FIGURE/ INDEX NO.</u>	<u>PART NUMBER</u>	<u>DESCRIPTION</u>	<u>VENDOR/ MANUFACTURER</u>	<u>QTY</u>
3-2	20-351-250	Ball Valve 2 1/2" Assy - Suction Rear	Thibault	Ref
24	04-33-25	Swivel	Thibault	1
25	03-02-25	2 1/2" Plug Chrome & Chain	Thibault	1
26	20-258-268	Strainer 2 1/2"	Thibault	1
27	50-02-7/16 NC	Capscrew 7/16-14 NC x 1 1/8U	Commercial	8
28	50-38-3/16	Set Screw 3/16" x 3/8"L	Thibault	1

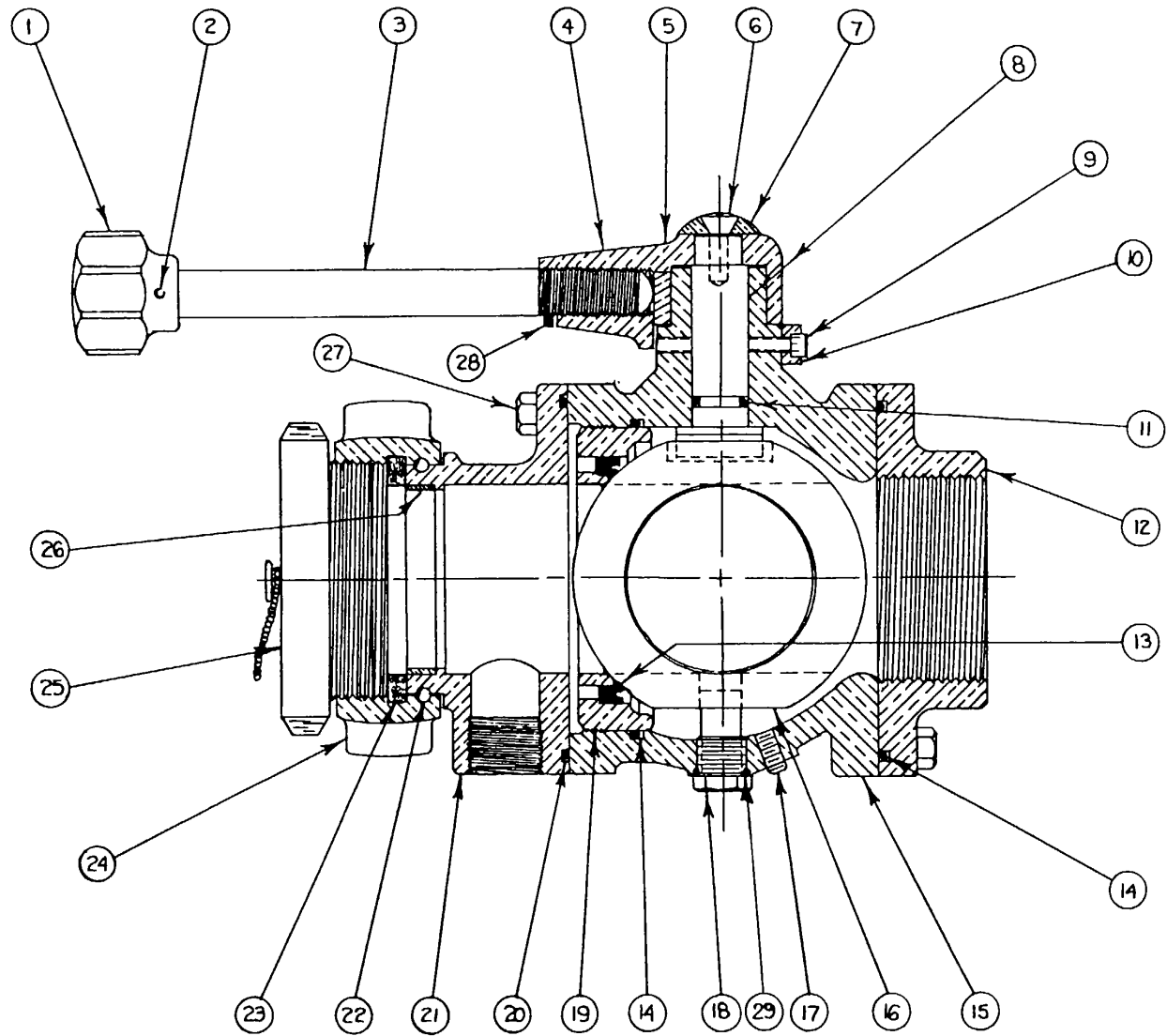


FIGURE 3-2. Ball Valve 2 1/2 Assembly - Suction Rear  
 -137-

**SWIVEL JOINT ASSEMBLY**

<u>FIGURE/ INDEX NO.</u>	<u>PART NUMBER</u>	<u>DESCRIPTION</u>	<u>VENDOR/ MANUFACTURER</u>	<u>QTY</u>
3-3	03-22-50	Swivel Joint Assy	Thibault	Ref
1		Set Screw	Commercial	1
2	03-22-52	Female Swivel	Thibault	1
3	15-225	"0" Ring	Commercial	2
4	3/16" Brass	Roller Ball	Commercial	A/R
5	03-22-51	Male Swivel	Thibault	1

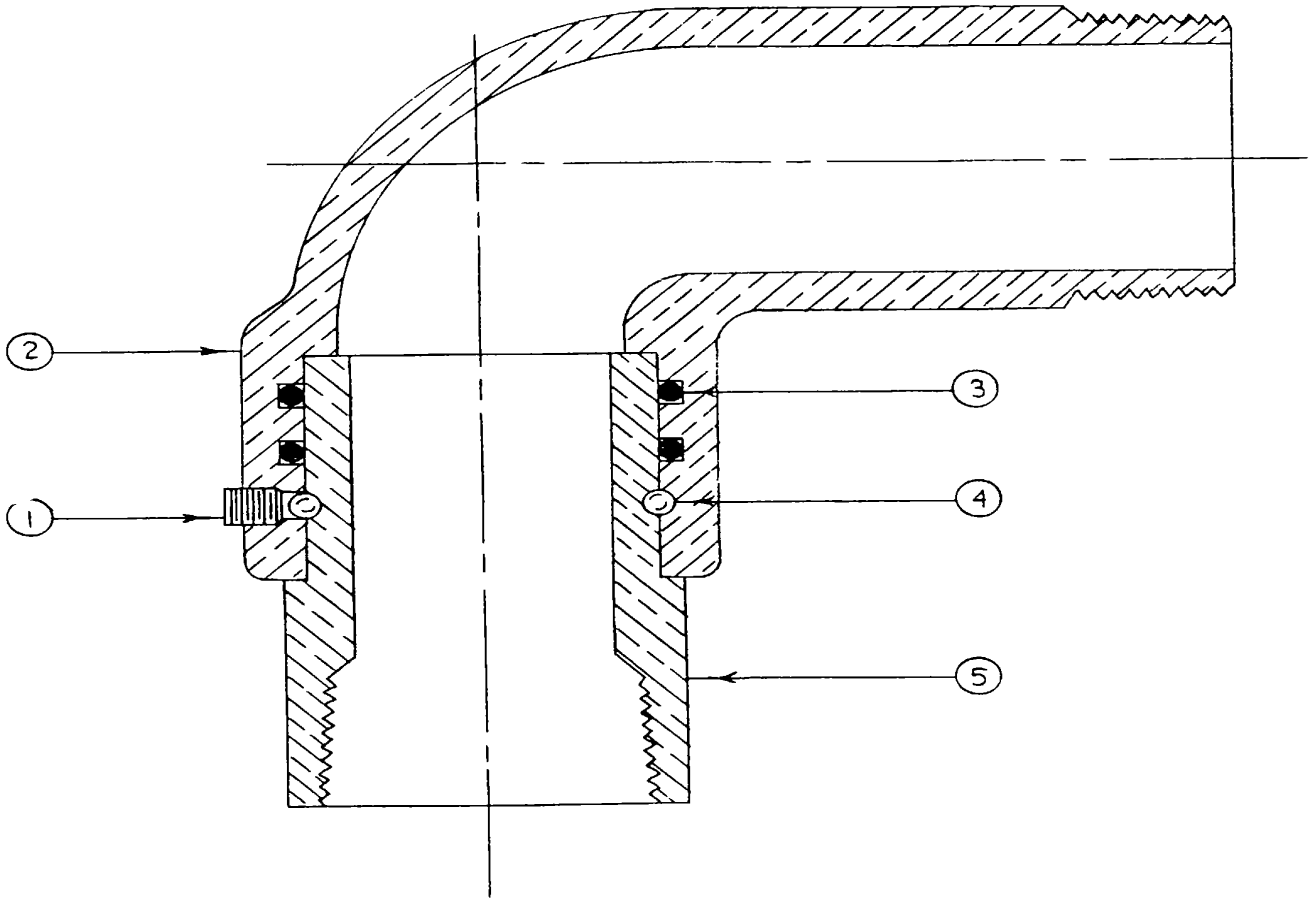


FIGURE 3-3.  
Swivel Joint Assembly

**6" BUTTERFLY VALVE ASSEMBLY**

<u>FIGURE/ INDEX NO.</u>	<u>PART NUMBER</u>	<u>DESCRIPTION</u>	<u>VENDOR/ MANUFACTURER</u>	<u>QTY</u>
	20-260-251	6" Butterfly Valve Assy	Thibault	Ref
	20-260-251A	Valve Neck	Thibault	1

NOTE: For Valve Parts List, Refer to Part 2, Volume 3, Tab 10.



**METERING VALVE ASSEMBLY**

<u>FIGURE/ INDEX NO.</u>	<u>PART NUMBER</u>	<u>DESCRIPTION</u>	<u>VENDOR/ MANUFACTURER</u>	<u>QTY</u>
	01942-3	Metering Valve Assy	Feecon	Ref

NOTE: For Parts List refer to Part 2, Volume 3,  
Feecon Data Sheet, Tab 13.

**EDUCTOR ASSEMBLY**

<u>FIGURE/ INDEX NO.</u>	<u>PART NUMBER</u>	<u>DESCRIPTION</u>	<u>VENDOR/ MANUFACTURER</u>	<u>QTY</u>
	200110	Eductor Assy	Feecon	Ref

NOTE:

For Parts List refer to Part 2, Volume 3,  
Feecon Data Sheet, Tab 13.

**WATER JOINT ASSEMBLY**

<u>FIGURE/ INDEX NO.</u>	<u>PART NUMBER</u>	<u>DESCRIPTION</u>	<u>VENDOR/ MANUFACTURER</u>	<u>QTY</u>
3-4 1	04-99-30A 04-99-36	Water Joint Assy Shaft	Thibault Thibault	Ref 1
2	04-99-32	Male Joint	Thibault	1
3	15-250	"0" Ring	Commercial	1
4	04-99-31	Female Joint	Thibault	1
5	04-99-35	Shaft	Thibault	1
6	15-214	'0" Ring	Commercial	2
7	04-99-34	Joint Collar	Thibault	1
8	7/16-14 NC 1 1/4" Lg	Allen Screw	Commercial	2
9	3/8-16NC 1" Lg	Cap Screw	Commercial	6
10	04-99-38	Center Plate	Thibault	2

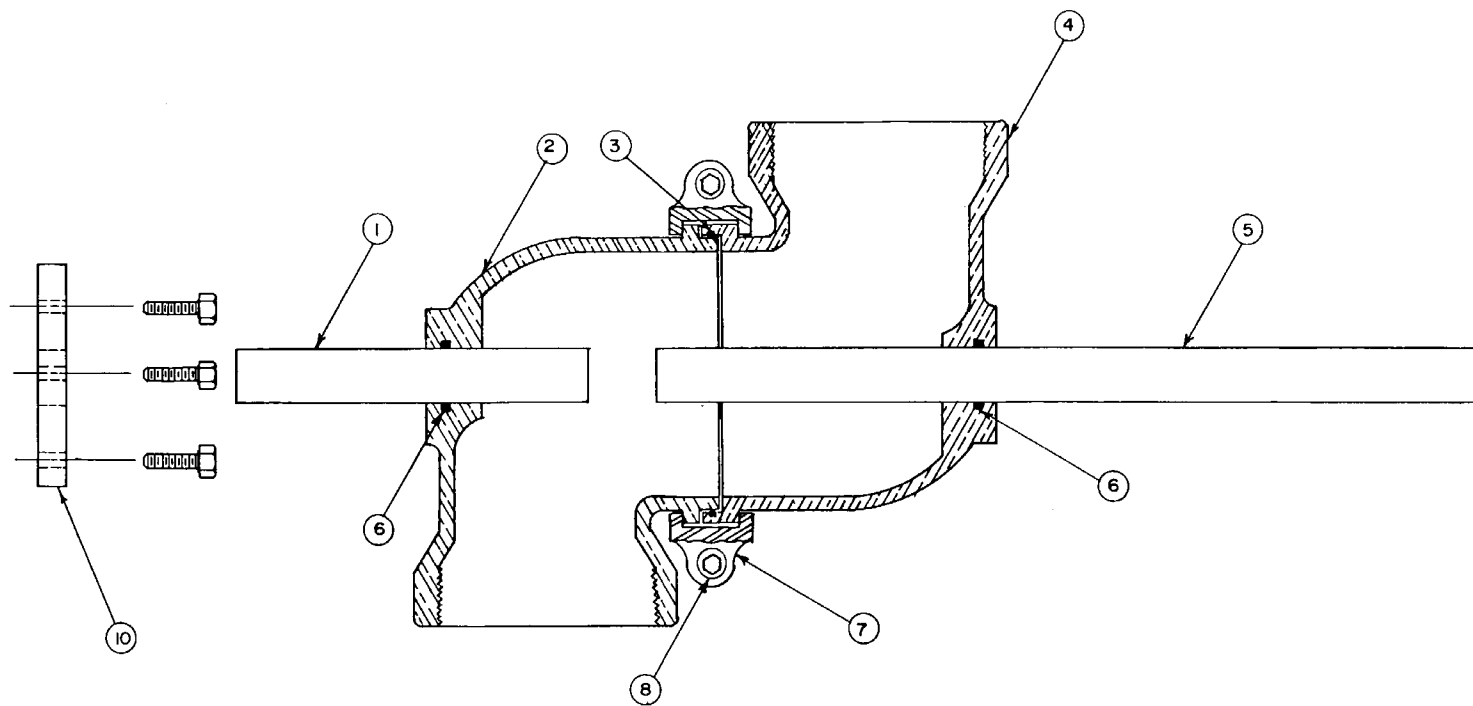


FIGURE 3-4. Water Joint Assembly

**CENTRAL OIL/WATER JOINT ASSEMBLY**

<b><u>FIGURE/ INDEX NO.</u></b>	<b><u>PART NUMBER</u></b>	<b><u>DESCRIPTION</u></b>	<b><u>VENDOR/ MANUFACTURER</u></b>	<b><u>QTY</u></b>
3-5	08-60-300A	Central Oil/Water Joint	Thibault	Ref
1	8" Dia	Victaulic Rubber	Victaulic	1
2	15-347	'O" Ring	Commercial	2
3	15-329	'O' Ring	Commercial	3
4	08-60-301A	Joint	Thibault	1
5	08-60-304	Collar Female	Thibault	1
6	08-60-303	Collar Male	Thibault	1
7	08-60-302B	Joint	Thibault	1

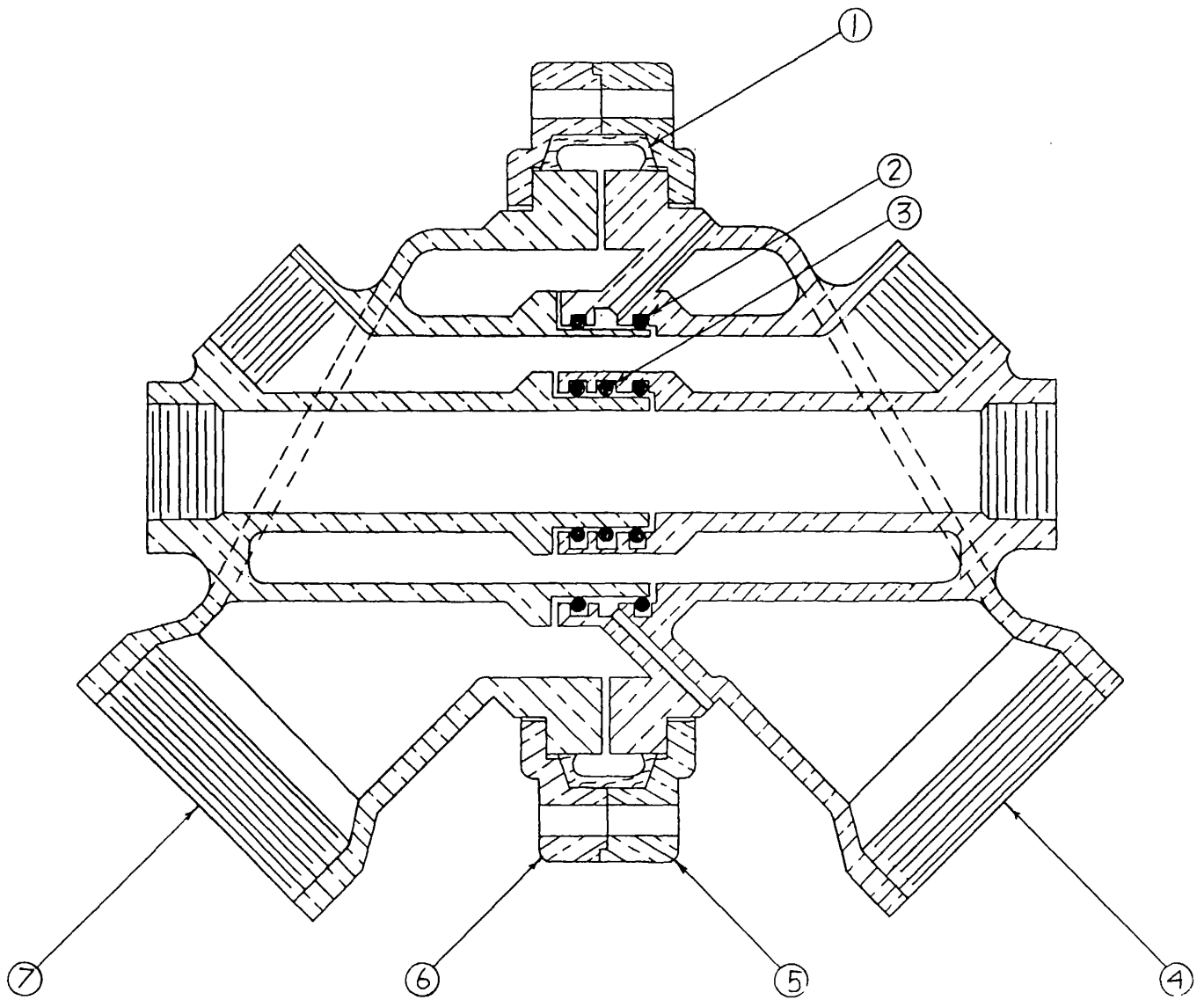


FIGURE 3-5. Central Oil/Water Joint Assembly

**THIRD SECTION WATER PIPE ASSEMBLY**

<b><u>FIGURE/ INDEX NO.</u></b>	<b><u>PART NUMBER</u></b>	<b><u>DESCRIPTION</u></b>	<b><u>VENDOR/ MANUFACTURER</u></b>	<b><u>QTY</u></b>
3-6	18-60-1327	Third Section Water Pipe Assy	Thibault	Ref
1	18-60-1311	Lock Button	Thibault	4
2	18-60-1321	Water Pipe	Thibault	1
3	18-60-1317	Sleeve	Thibault	1
4	07-90-17	Flange	Thibault	1

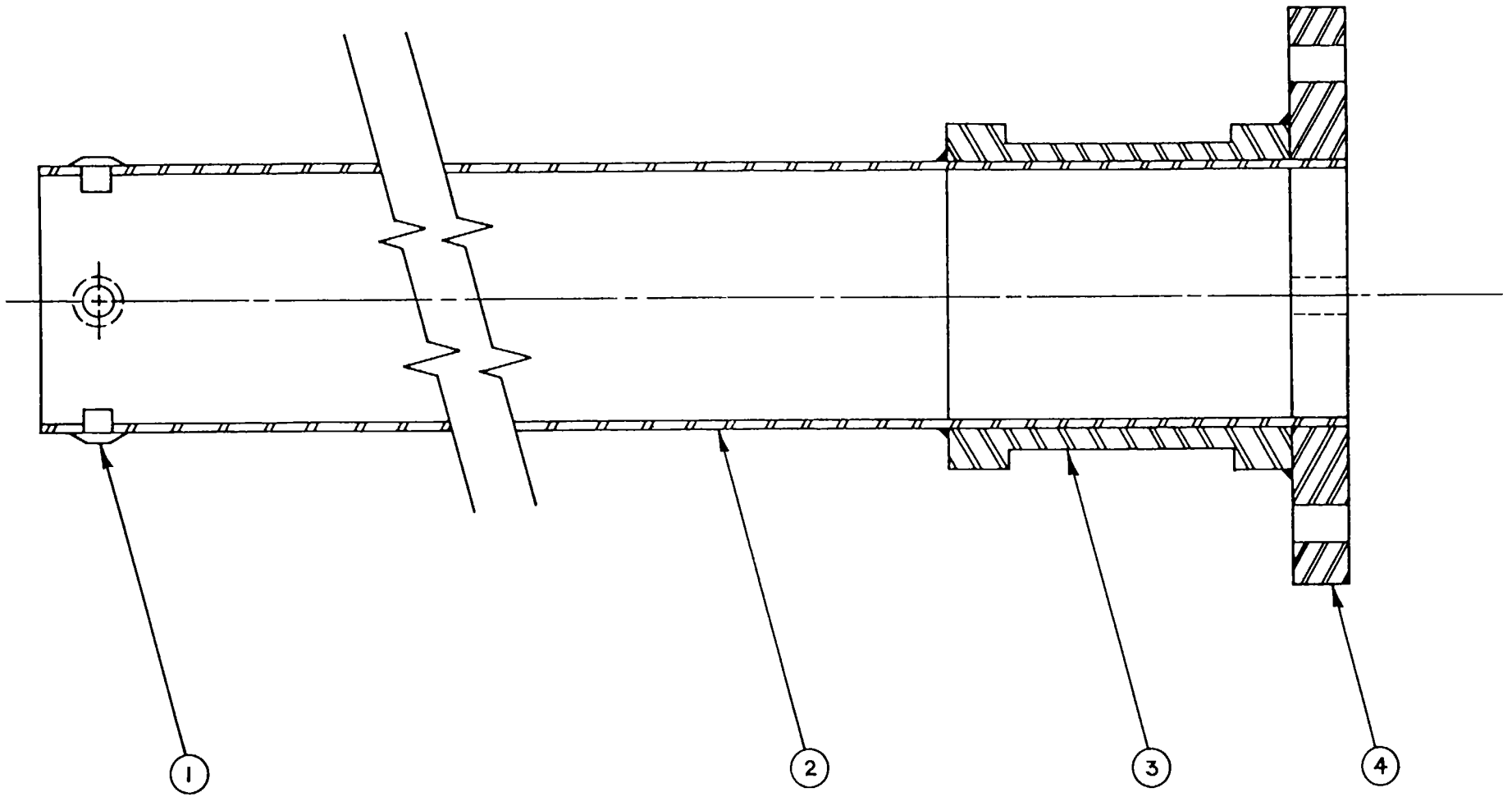
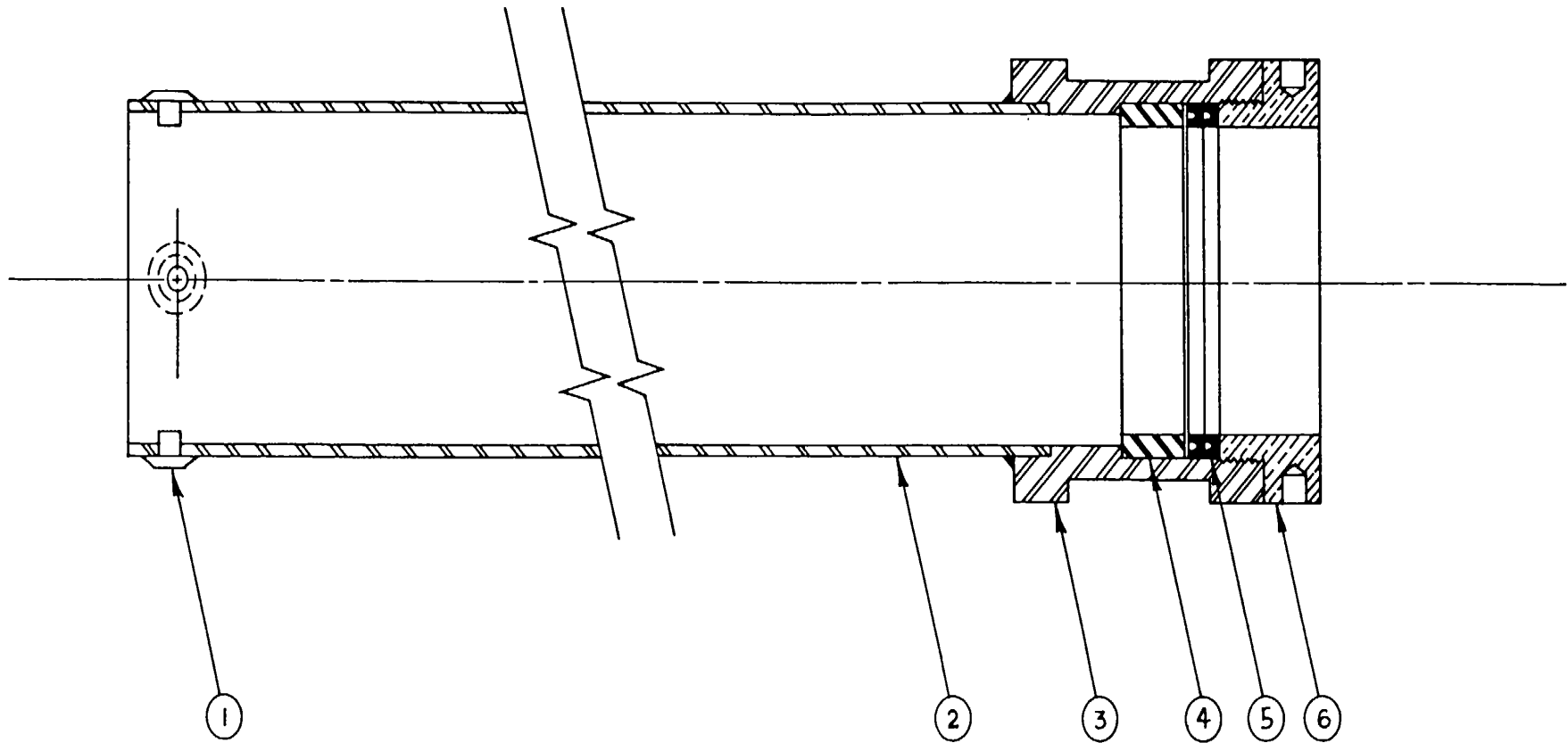


FIGURE 3-6.  
Third Section Water Pipe Assembly



**SECOND SECTION WATER PIPE ASSEMBLY**

<b><u>FIGURE/ INDEX NO.</u></b>	<b><u>PART NUMBER</u></b>	<b><u>DESCRIPTION</u></b>	<b><u>VENDOR/ MANUFACTURER</u></b>	<b><u>QTY</u></b>
3-7	18-60-1310	Second Section Water Pipe Assy	Thibault	Ref
1	18-60-1311	Lock Button	Thibault	4
2	18-60-1312	Water Pipe	Thibault	1
3	18-60-1313	Sleeve	Thibault	1
4	18-60-1314	Spacer	Thibault	1
5	Style 868	U-Packing 3 1/2' x 4" x 3/8R	E.G.G.	2
6	18-60-1316	Retainer Gland	Thibault	1

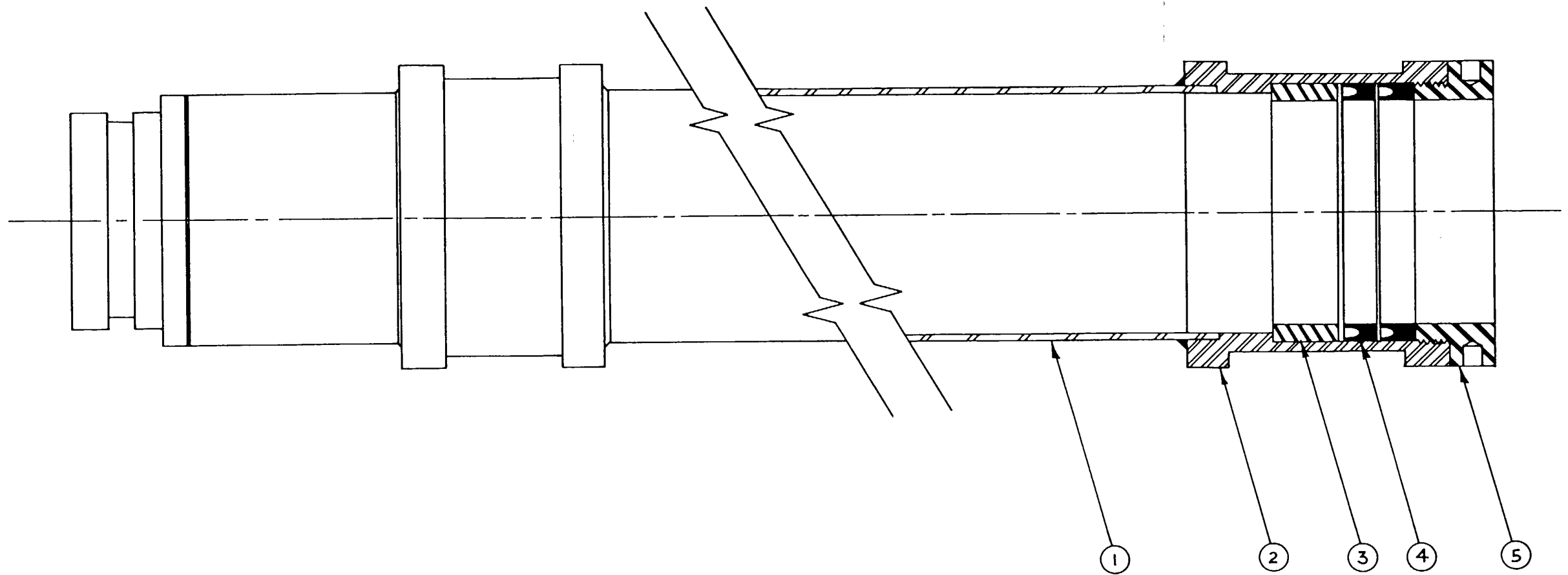


MASTER # 43 Face Only (Face Blank P. (188))

FIGURE 3-7.  
Second Section Water Pipe Assembly

**FIRST SECTION WATER PIPE ASSEMBLY**

<b><u>FIGURE/ INDEX NO.</u></b>	<b><u>PART NUMBER</u></b>	<b><u>DESCRIPTION</u></b>	<b><u>VENDOR/ MANUFACTURER</u></b>	<b><u>QTY</u></b>
3-8	18-60-1304	First Section Water Pipe Assy	Thibault	Ref.
1	18-60-1303	Water Pipe	Thibault	1
2	18-60-1305	Sleeve	Thibault	1
3	18-60-1306	Spacer	Thibault	1
4	Style 868	U-Packing 4" x 4 5/8" x 9/16"	E.G.G	2
5	18-60-1308	Retainer Gland	Thibault	1



PISTER #44 Face only (Face Blank Ø. (190))

FIGURE 3-8.  
First Section Water Pipe Assembly

**WATER TOWER ASSEMBLY**

<b><u>FIGURE/ INDEX NO.</u></b>	<b><u>PART NUMBER</u></b>	<b><u>DESCRIPTION</u></b>	<b><u>VENDOR/ MANUFACTURER</u></b>	<b><u>QTY</u></b>
	QWT 85	Water Tower Assy	Thibault	Ref.
	07-90-10	Nozzle Assy	Thibault	1
	MTFT-H	Nozzle Tip	Task Force	1

- NOTES:** 1. For Power Pack and Controls refer to "Water Tower Electrical Schematic"  
2. For Hydraulic parts refer to "Water Tower Hydraulics"

**NOZZLE ASSEMBLY**

<b><u>FIGURE/ INDEX NO.</u></b>	<b><u>PART NUMBER</u></b>	<b><u>DESCRIPTION</u></b>	<b><u>VENDOR/ MANUFACTURER</u></b>	<b><u>QTY</u></b>
3-9	07-90-10	Nozzle Assembly	Thibault	Ref.
1	07-90-12	Base	Thibault	1
2	07-93-13	Cover	Thibault	1
3	07-90-16	Shaft, Horizontal	Thibault	1
4	07-90-14	Swivel Base	Thibault	1
5	07-90-19	Holding Bracket Actuator	Thibault	1
6	07-90-35	Actuator Assy	Thibault	2
7	07-90-05	Elbow	Thibault	2
8	5/8-18 NF	Elastic Stop Nut	Commercial	2
9	3/4-16 NF	Hex Nut	Commercial	2
10	07-90-20	Washer	Thibault	1
11	15210	"O" Ring	Commercial	3
12	07-90-15	Shaft, Vertical	Thibault	1
13	15-233	"O" Ring	Commercial	1
14	07-90-11	Outlet	Thibault	1
15	1/4-20 NC x 1/2" Lg.	Set Screw	Commercial	1
16	07-90-24	Key	Thibault	1
17	B.1216-7	Bushing	Boston Gear	1
18	1/4" x 1/4" x 20 3/8"	Nylon Slide	Thibault	1
19	3/8-16 NC x 1" Lg.	Cap Screw	Commercial	8
20	Z42	"O" Ring	Commercial	1
21	07-90-38	Running Base	Thibault	1
22	07-90-39	Collar	Thibault	1

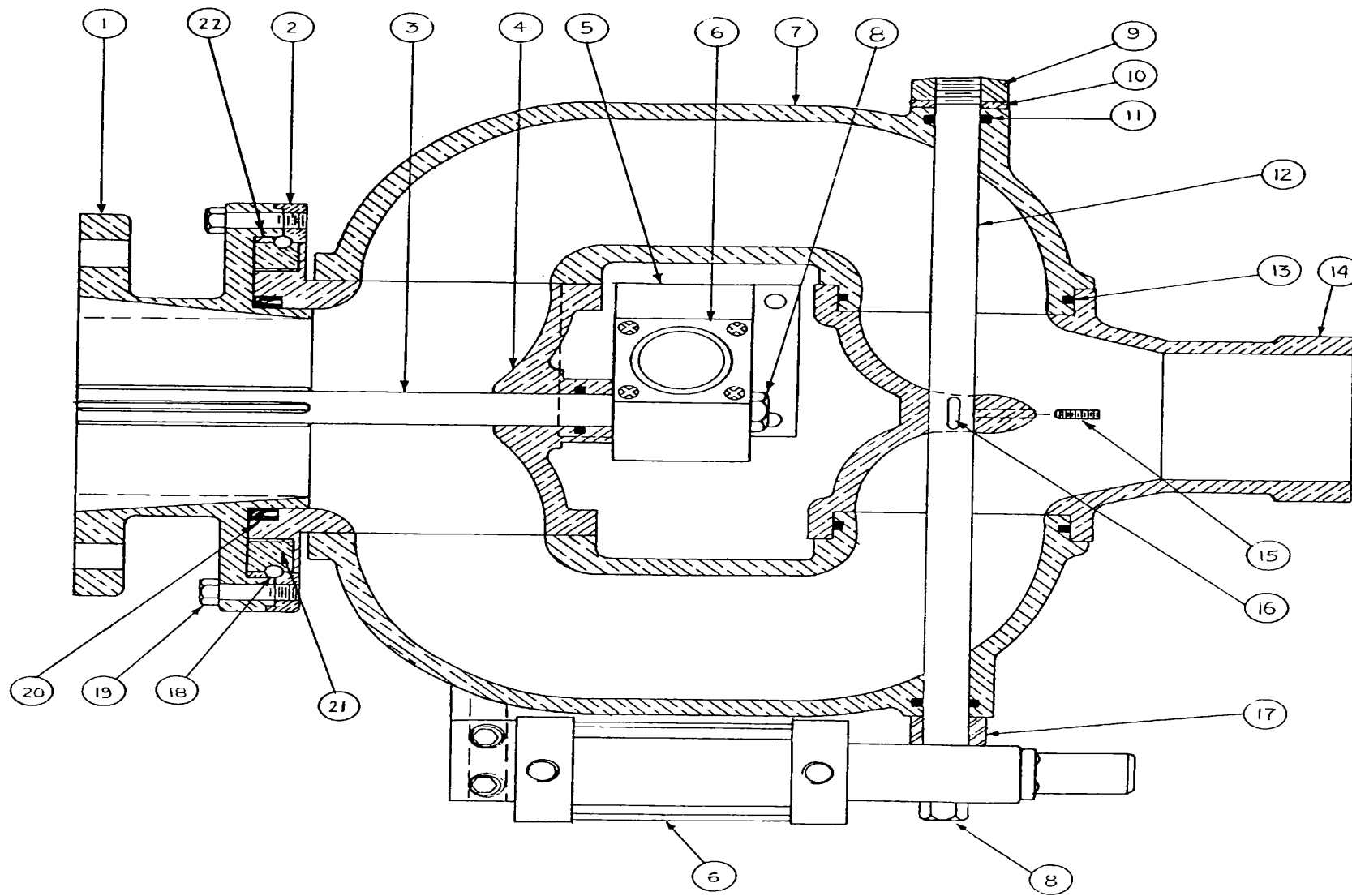


FIGURE 3-9.  
Nozzle Assembly

**NOZZLE TIP**

<b><u>FIGURE/ INDEX NO.</u></b>	<b><u>PART NUMBER</u></b>	<b><u>DESCRIPTION</u></b>	<b><u>VENDOR/ MANUFACTURER</u></b>	<b><u>QTY</u></b>
	MTFT-H	Nozzle Tip	Task Force	Ref.

**NOTE:** 1. For Parts List refer to Part 2, Volume 3, Tab 17.



**ACTUATOR ASSEMBLY**

<b><u>FIGURE/ INDEX NO.</u></b>	<b><u>PART NUMBER</u></b>	<b><u>DESCRIPTION</u></b>	<b><u>VENDOR/ MANUFACTURER</u></b>	<b><u>QTY</u></b>
3-10	07-90-35	Actuator Assy	Thibault	Ref.
1	07-90-41	Shaft Cover	Thibault	1
2	15-022	"O" Ring	Commercial	1
3	07-90-26	Gear Housing	Thibault	1
4	07-90-40	Piston Shaft	Thibault	1
5	15-038	"O" Ring	Commercial	2
6	07-90-32	Cylinder Housing	Thibault	1
7	07-90-45	Piston	Thibault	1
8	15-218	"O" Ring	Commercial	1
9	07-90-32	Cylinder Housing	Thibault	1
10	1/2-20 NF	Elastic Stop Nut	Commercial	1
11	5/16 NC 3 1/2" Lg.	Allen Set Screw	Commercial	4
12	15-112	"O" Ring	Commercial	1
13	3/16' x 1/2" Lg.	Stove Bolt	Commercial	4
14	15-028	"O" Ring	Commercial	2
15	07-90-29	Gear Cover	Thibault	2
16	07-90-28	Nylon Washer	Thibault	2
17	07-90-27	Gear	Thibault	1
18	15-028	"O" Ring	Commercial	2
19	N5000-150	Snap Ring	Commercial	2

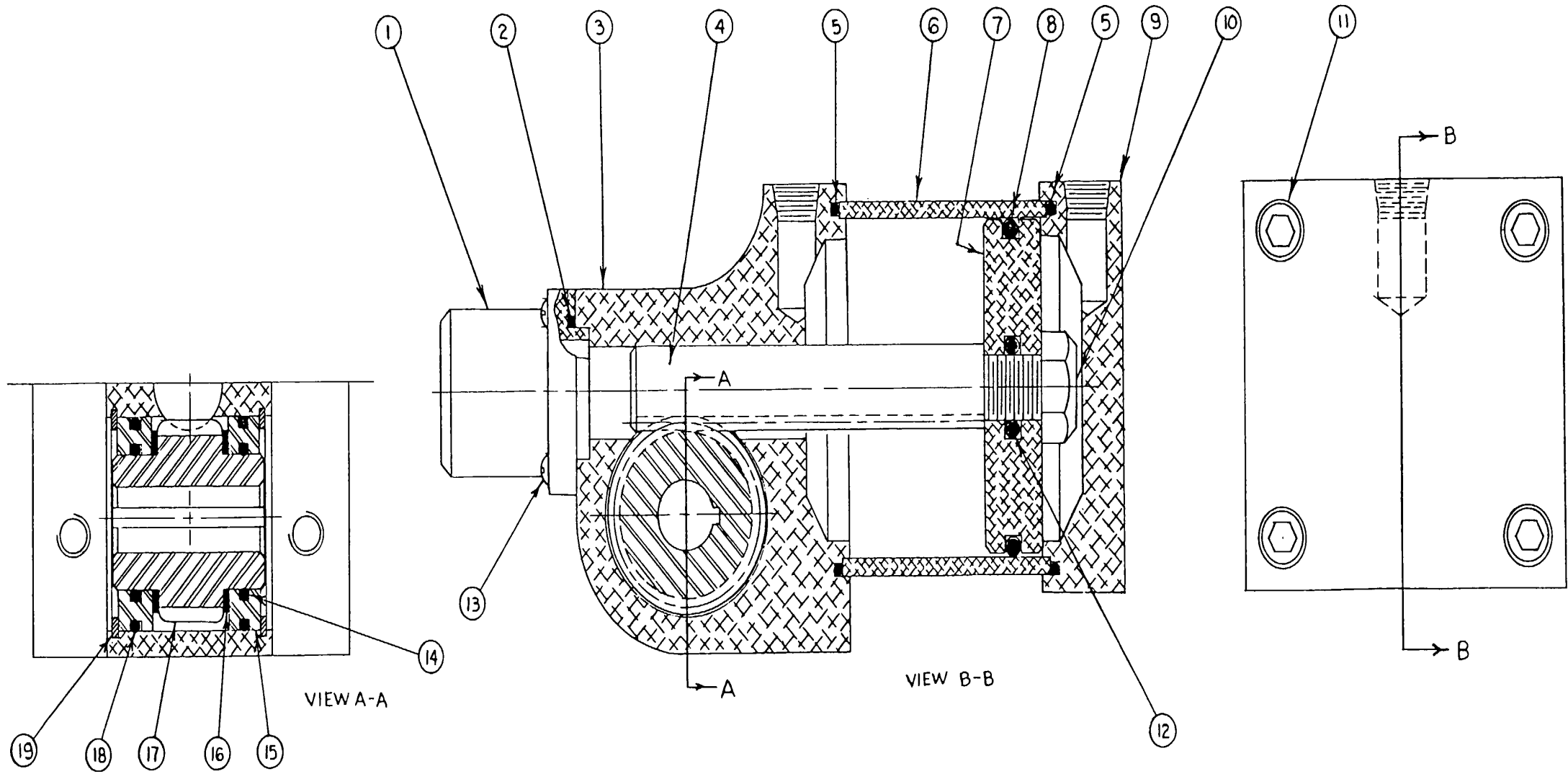


FIGURE 3-10.  
Actuator Assembly

**FOAM TANK ASSEMBLY**

<b><u>FIGURE/ INDEX NO.</u></b>	<b><u>PART NUMBER</u></b>	<b><u>DESCRIPTION</u></b>	<b><u>VENDOR/ MANUFACTURER</u></b>	<b><u>QTY</u></b>
3-11	01-04-001	Foam Tank Assy	Thibault	Ref.
1	1/4" x 20"NC 1/2" Lg.	Cap Screw	Commercial	2
2	01-04-003	Cap Handle	Thibault	1
3	01-04-002	Cap Filler	Thibault	1
4	01-04-005	Gasket Rubber	Thibault	1
5	339	Strainer Filler	Akron	1
6	01-04-006	Foam Tank	Thibault	1
7	01-04-004	Air Vent	Thibault	1
8	01-04-007	Support Bracket	Thibault	1

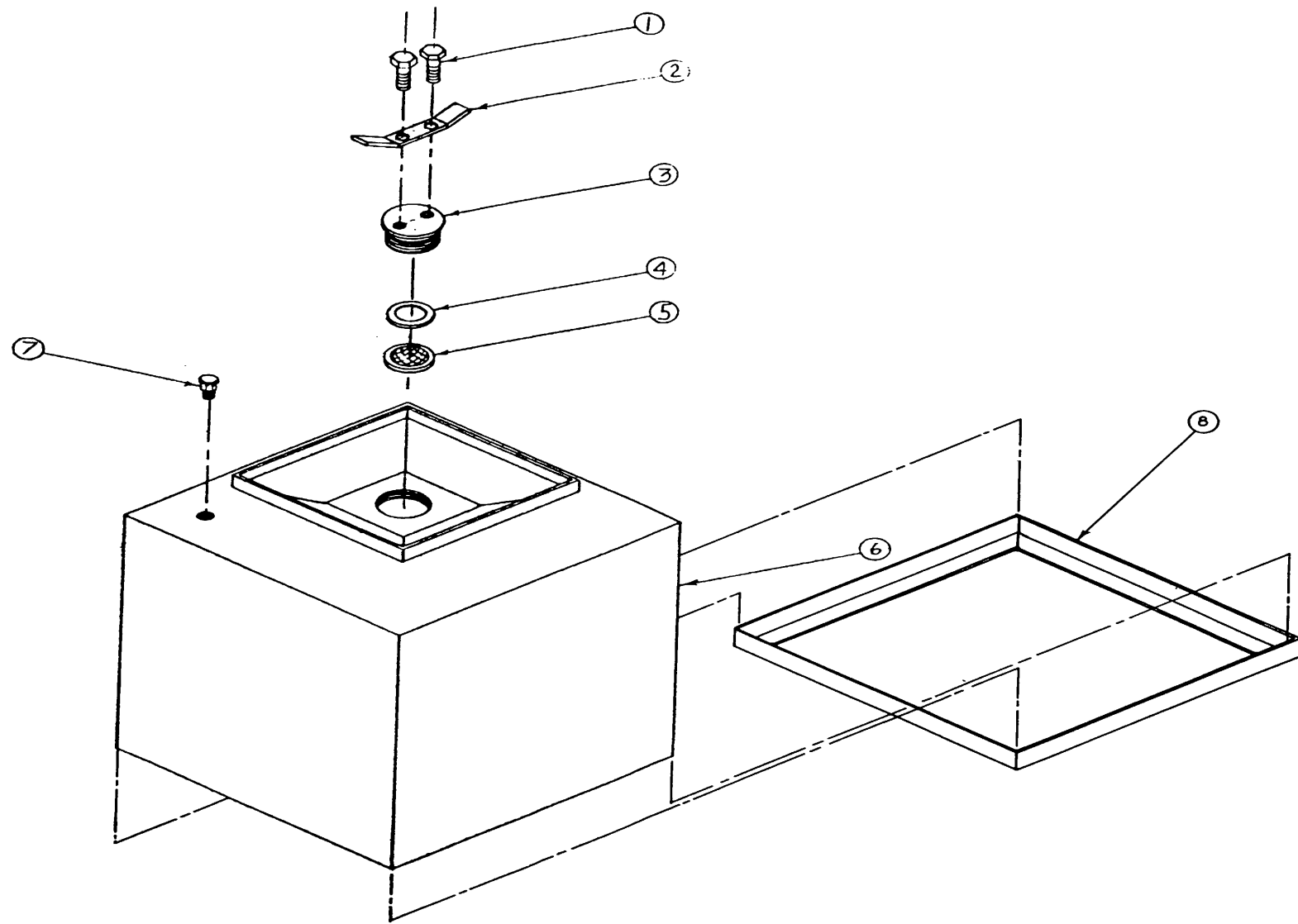


FIGURE 3-11.  
Foam Tank Assembly

**WATER TANK ASSEMBLY**

<b><u>FIGURE/ INDEX NO.</u></b>	<b><u>PART NUMBER</u></b>	<b><u>DESCRIPTION</u></b>	<b><u>VENDOR/ MANUFACTURER</u></b>	<b><u>QTY</u></b>
3-12	01-01-80	Water Tank Assy	Thibault	Ref.
1	01-01-070	Filler Tank Cover Assy	Thibault	1
2	01-01-81	Water Tank Cover	Thibault	1
3	1/4-20 NC x 3/4" L	Cap Screw S/S	Commercial	A/R
4	1/4	Lock Washer S/S	Commercial	A/R
5	1/4-20 NC	Hex Nut S/S	Commercial	A/R
6	01-01-80B	Water Tank	Thibault	1
7	880-1 1/2	Gate Valve	Almar	1
8	01-01-83	Handle, Extension	Thibault	1
9	01-01-84	Holding Bracket	Thibault	1
10		Drain Pipes, Galvanized 1 1/2"	Commercial	A/R
11		M.C. Gauge	M.C	Ref.
12	01-01-82	Filler Strainer	Thibault	1

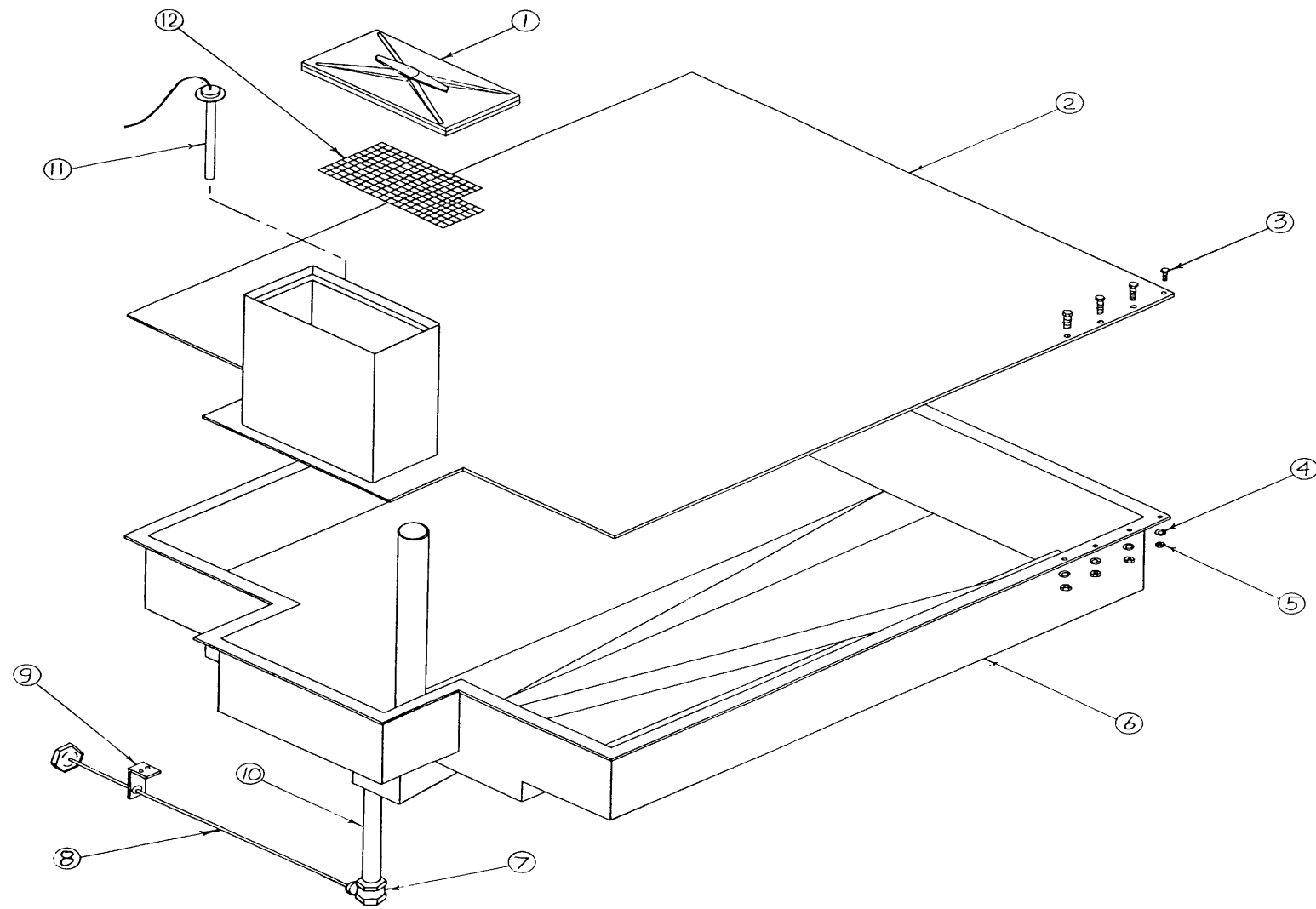


FIGURE 3-12.  
Water Tank Assembly

**FILLER TANK COOLER ASSEMBLY**

<b><u>FIGURE/ INDEX NO.</u></b>	<b><u>PART NUMBER</u></b>	<b><u>DESCRIPTION</u></b>	<b><u>VENDOR/ MANUFACTURER</u></b>	<b><u>QTY</u></b>
3-13	01-01-070	Filler Tank Cover Assy	Thibault	Ref.
1	01-01-013A	Pin Holder	Thibault	1
2	01-01-057	Gasket Cover	Thibault	1
3	01-01-006A	Cover	Thibault	1
4	01-01-012	Pin Aligner	Thibault	1
5	01-01-011	Wing Nut	Thibault	1
6	1/4" NC 1/4" Lg.	Allen Set Screw	Commercial	1

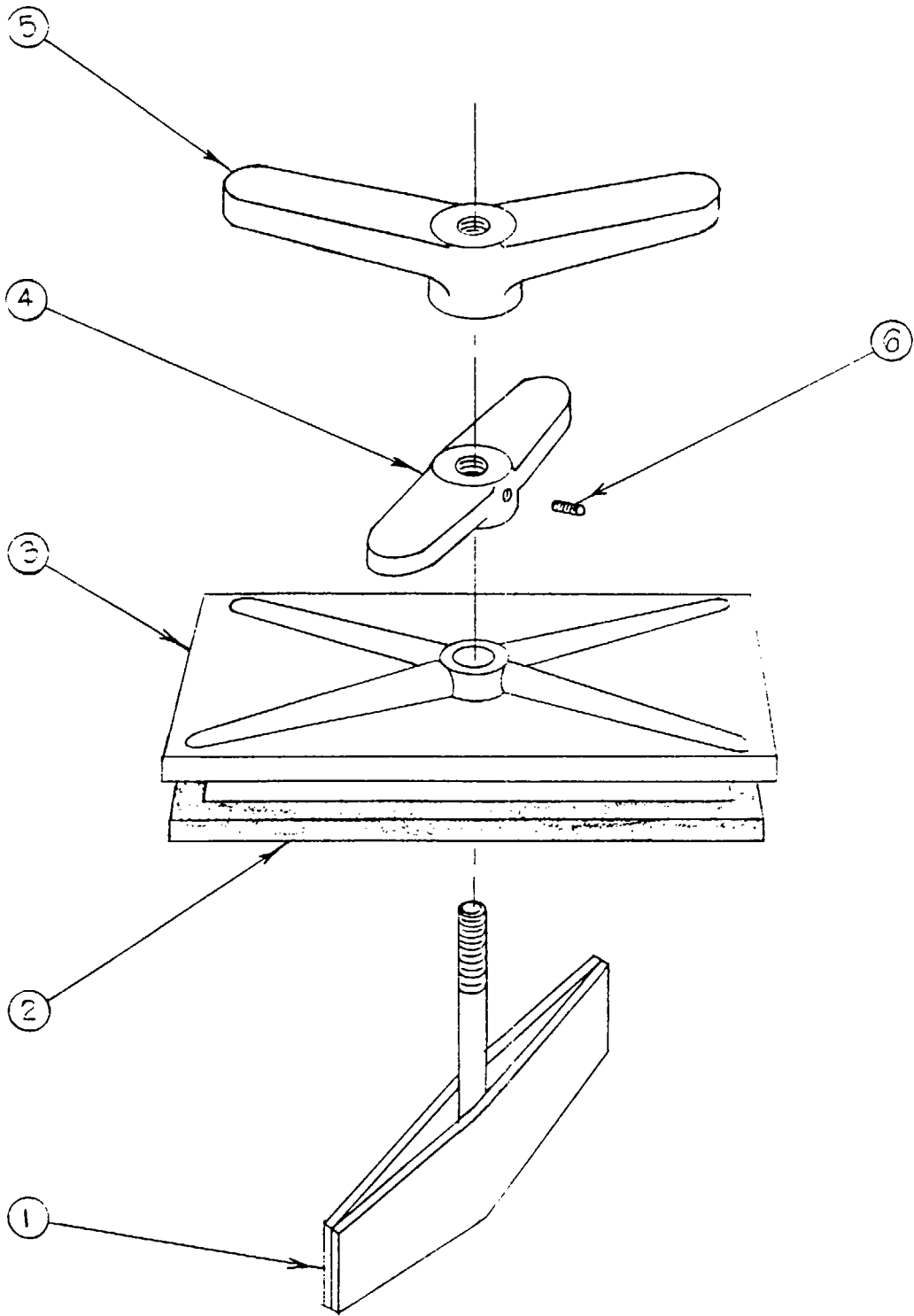


FIGURE 3-13.  
Filler Tank Cover Assembly



**BALL VALVE ASSEMBLY - 2 1/2"**

<b><u>FIGURE/ INDEX NO.</u></b>	<b><u>PART NUMBER</u></b>	<b><u>DESCRIPTION</u></b>	<b><u>VENDOR/ MANUFACTURER</u></b>	<b><u>QTY</u></b>
3-1				
10	25BDT	Ball Valve - 2 1/2"	Hale	Ref.

**NOTE:** For Parts List refer to Part 2, Volume 3, "Hale Pumps, Plate 635D.

**DRAIN VALVE ASSEMBLY - 6" FRONT**

<b><u>FIGURE/ INDEX NO.</u></b>	<b><u>PART NUMBER</u></b>	<b><u>DESCRIPTION</u></b>	<b><u>VENDOR/ MANUFACTURER</u></b>	<b><u>QTY</u></b>
	538-0600-01HD	Drain Valve Assy - 6" Front	Hale	Ref

NOTE: For Parts List, refer to Part 2,  
Volume 3, "Hale Pumps", Plate 479c.

**DRAIN VALVE ASSEMBLY - 2 1/2" Rear**

<b><u>FIGURE/ INDEX NO.</u></b>	<b><u>PART NUMBER</u></b>	<b><u>DESCRIPTION</u></b>	<b><u>VENDOR/ MANUFACTURER</u></b>	<b><u>QTY</u></b>
	538-0600-01HD	Drain Valve Assy 2 1/2" Rear	Hale	Ref

**NOTE:** For Parts List, refer to Part 2,  
Volume 3, "Hale Pumps" Plate 479c.

**DRAIN VALVE ASSEMBLY - PUMP COMPARTMENT (38, 6)**

<b><u>FIGURE/ INDEX NO.</u></b>	<b><u>PART NUMBER</u></b>	<b><u>DESCRIPTION</u></b>	<b><u>VENDOR/ MANUFACTURER</u></b>	<b><u>QTY</u></b>
3-14	20-290-350	Drain Valve Assy for Pump Compt (38 & 6)	Thibault	Ref
1	538-0600-O1HD	Drain Valve	Hale	1
2	1/2 NPT x 3/4 NPT	Reducer	Commercial	1
3	68 x 10	Male Connector	Weatherhead	1
4	5/8" Dia	Air Brake Tubing	Synflex	A/R
5	69 x 10	Male Elbow	Weatherhead	1
	ALL MODELS			

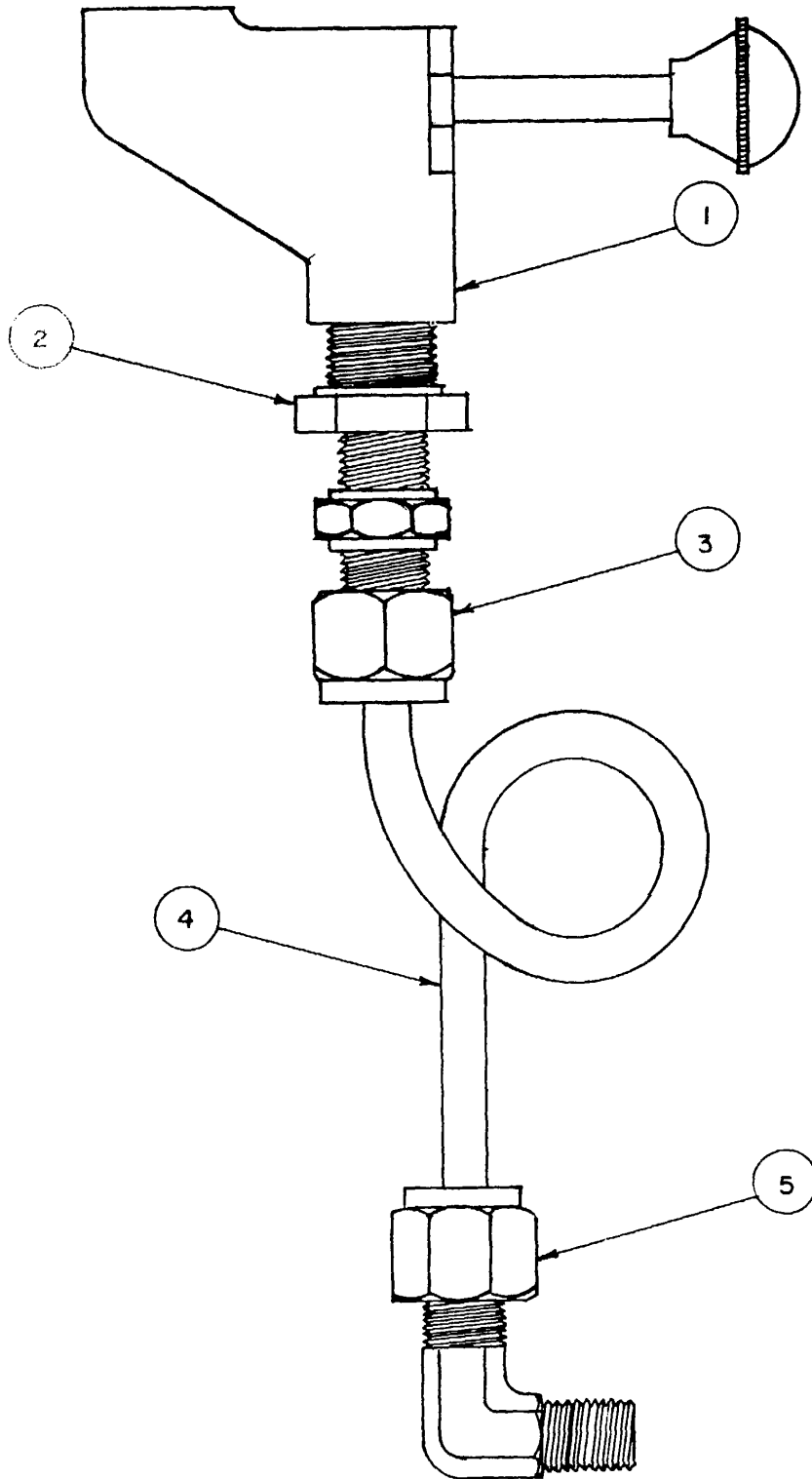


FIGURE 3-14.  
Drain Valve Assembly - Pump Compartment (38, 6)

FLEXIBLE PRESSURE LINE ASSEMBLY

<u>FIGURE/ INDEX NO.</u>	<u>PART NUMBER</u>	<u>DESCRIPTION</u>	<u>VENDOR/ MANUFACTURER</u>	<u>QTY</u>
	20-290-346	Flexible Pressure Line Assy	Thibault	Ref
		<u>Gauge Pressure Line Assy</u>	Thibault	1
	68 x 4	Male Connector	Commercial	5
	69 x 4	Male Elbow	Commercial	5
	3700 x 2	Tee	Commercial	1
	3326 x 2	Close Nipple	Commercial	1
	1/4" Dia	Flexible Line Press.	Commercial	A/R
		<u>Test Gauge Line Assy</u>	Thibault	2
	5752 x 4	Plug	Commercial	1
	W21 204	Bulk Head Coupling	Commercial	1
	3750 x 4	Male Run "T"	Commercial	1
	69 x 4 x 4	Male Elbow	Commercial	1
	68 x 4 x 4	Male Connector	Commercial	1
	1/4" Dia	Flexible Line Press. Type	Commercial	A/R
		<u>Relief Valve Assy</u>	Thibault	1
	3/8w Dia	Flexible Line Pressure Type	Commercial	A/R
	W 21 204	Bulk Head Coupling	Commercial	1
	71 x 6	Male Branch Tee	Commercial	1
	68 x 6	Male Connector	Commercial	1
	6892	RV Drain Valve Chrome	Commercial	1
		<u>Pump By-Pass Assy</u>	Thibault	1
	3/8w	Flexible Line Pressure Type	Commercial	A/R
	69 x 6	Male Elbow	Commercial	4

**FLEXIBLE PRESSURE LINE ASSEMBLY (cont'd)**

<b><u>FIGURE/ INDEX NO.</u></b>	<b><u>PART NUMBER</u></b>	<b><u>DESCRIPTION</u></b>	<b><u>VENDOR/ MANUFACTURER</u></b>	<b><u>QTY</u></b>
	20-290-346	Flexible Pressure Line Assy	Thibault	Ref
		<u>Engine Cooler Line Assy</u>	Thibault	1
	3/8" Dia	Flexible Line Pressure Type	Commercial	A/R
	71 x 6	Male Branch Tee	Commercial	1
	69 x 6	Male Elbow	Commercial	5
	68 x 6	Male Connector	Commercial	1
	74 x 6	Bulk Head Union	Commercial	2
	3/8" Dia	Flexible Brass Pipe	Commercial	A/R
	1/4" Dia	Angle Valve	Crane	1
		<u>Foam Flushing Line Assy</u>	Thibault	1
	5/8" Dia	Flexible Line Press. Type	Commercial	A/R
	69 x 6	Male Elbow	Commercial	2
	68 x 6	Male Connector	Commercial	2
		Primer Line Assy	Thibault	1
	68 x 12 x 12	Male Connector	Commercial	2
	3/4 Dia	Flexible Hose Pressure Type	Commercial	A/R
	Male to Female 3/4"	90 degree Elbow Galvanized	Commercial	1
	5/16" Dia	Flexible Brass Pipe	Commercial	A/R
	69 x 5	Male Elbow	Commercial	2
		<u>Pump Master Drain Assy</u>	Thibault	1
	3/8" Dia	Flexible Line Press. Type	Commercial	A/R
	69 x 6	Male Elbow	Commercial	6

**FLEXIBLE PRESSURE LINE ASSEMBLY (cont'd)**

<b><u>FIGURE/ INDEX NO.</u></b>	<b><u>PART NUMBER</u></b>	<b><u>DESCRIPTION</u></b>	<b><u>VENDOR/ MANUFACTURER</u></b>	<b><u>QTY</u></b>
	20-290-346	Flexible Pressure Line Assy	Thibault	Ref
		Oil Pressure Gauge Assy	Thibault	1
	1/8"	Brass Elbow	Commercial	4
	48 x 4	Male Connector	Commercial	2
	49 x 4	Male Elbow	commercial	1
	1/4" Dia	Flexible Brass Line	Commercial	A/R
	08-100 08	1/8" Flexible Pressure Line 85"	Thibault	A/R
	08-100-09	1/8" Flexible Pressure Line	Thibault	1



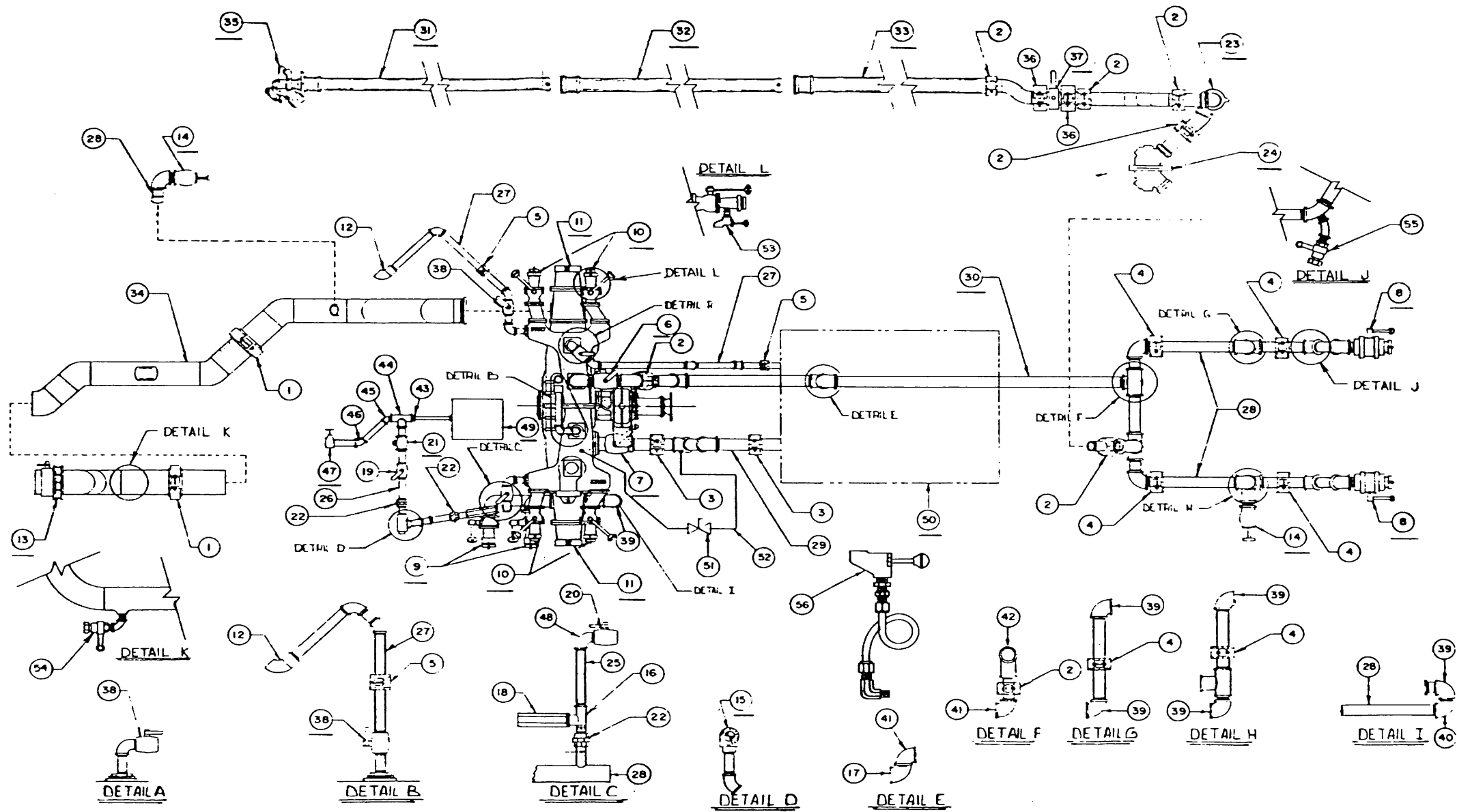


FIGURE 3-1.  
Water Plumbing Schematic (Repeat)

**HALE PUMP ASSEMBLY**

<b><u>FIGURE/ INDEX NO.</u></b>	<b><u>PART NUMBER</u></b>	<b><u>DESCRIPTION</u></b>	<b><u>VENDOR/ MANUFACTURER</u></b>	<b><u>QTY</u></b>
	QSMF HD 100-20	Hale Pump Assy	Hale	Ref

**NOTE:** For Parts List for the Hale Pump Assembly refer to Part 2, Volume 3, "Hale Pumps".

**FOAM SYSTEM ASSEMBLY**

<b><u>FIGURE/ INDEX NO.</u></b>	<b><u>PART NUMBER</u></b>	<b><u>DESCRIPTION</u></b>	<b><u>VENDOR/ MANUFACTURER</u></b>	<b><u>QTY</u></b>
	QWT 85	Foam System Assy	Thibault	Ref
	01-14-001	Foam Tank Assy	Thibault	Ref
	00049720	Proportioner - Model AP*	Feecon	1

**NOTES:**

1. \*The Parts List for the Feecon Proportioner is listed in the "FEECON" Engineering Data Sheet" included in Part 2, Volume 3, Tab 13.
2. The Parts List for the installation plumbing and drain is included on the Water Plumbing schematic in this volume.

**PUMP CONTROL PANEL**

<b><u>FIGURE/ INDEX NO.</u></b>	<b><u>PART NUMBER</u></b>	<b><u>DESCRIPTION</u></b>	<b><u>VENDOR/ MANUFACTURER</u></b>	<b><u>QTY</u></b>
3-15	QWT 85	Pump Control Panel	Thibault	Ref
1	QWT 85	Gauges/Indicators	Thibault	1
2	QWT 85	Pump By-Pass Assy*	Thibault	1
3	QWT 85	Throttle Control Assy	Thibault	1
4	538-0200-00	Pressure Relief Assy*	Hale	1
5	501-0280-03	Pump Primer Assy*	Hale	1
6	K Series	Cooling Assy - Engine Heat Exchanger*	Hale	1
7	05-05-119	Hood - Pump Panel Light	Thibault	1
8	20-5933-100	Valve - Push/Pull Control Assy - Locking	Thibault	1
	05-14-03	Dump Valve Control Handle	Thibault	1

- \*NOTES:**
1. The Parts List for the Pump By-Pass Assy is included on the Water Plumbing Schematic.
  2. The Parts List for the Pressure Relief Valve, Primer Pump and Heat Exchanger are included in Part 2, Volume 3, "Hale Pumps".

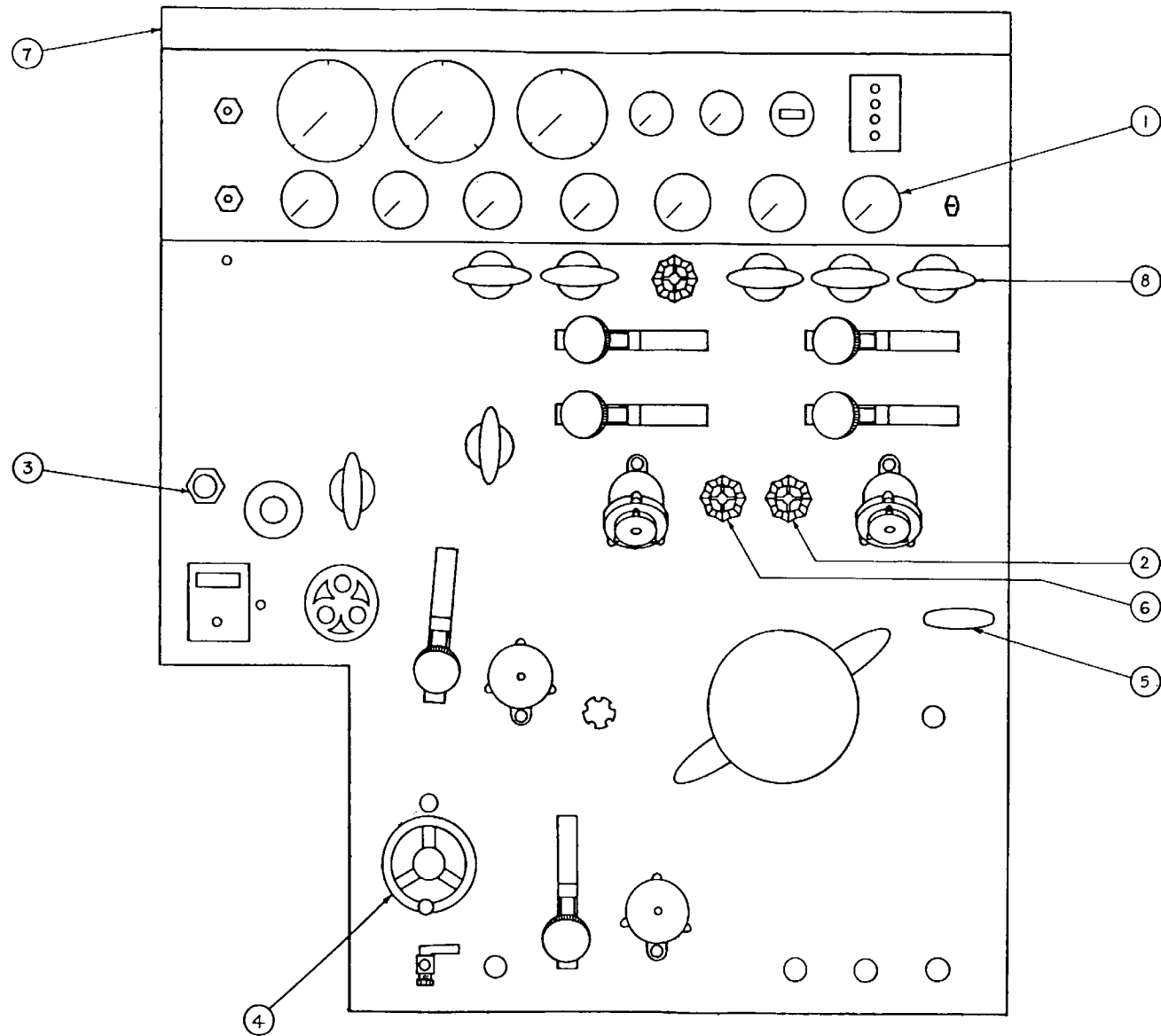


FIGURE 3-15.  
Pump Control Panel

**GAUGES AND INDICATORS**

<b><u>FIGURE/ INDEX NO.</u></b>	<b><u>PART NUMBER</u></b>	<b><u>DESCRIPTION</u></b>	<b><u>VENDOR/ MANUFACTURER</u></b>	<b><u>QTY</u></b>
	QWT 85	Gauges/Indicators	Thibault	Ref
	LFP 410	Gauge Pressure - Discharge 4 1/2" 0 - 600 psi	Span	1
	LFP 410	Gauge - Pressure/Vacuum 4 1/2" 30 Hg - 600 psi	Span	1
	LFP 220	Gauge Pressure - Hose Discharge 2 1/2" 0 - 600 psi	Span	7

**NOTE:** All other gauges on the Pump Control Panel are included on the "Wiring Schematic - Chassis".

**THROTTLE CONTROL ASSEMBLY**

<b><u>FIGURE/ INDEX NO.</u></b>	<b><u>PART NUMBER</u></b>	<b><u>DESCRIPTION</u></b>	<b><u>VENDOR/ MANUFACTURER</u></b>	<b><u>QTY</u></b>
	QWT 85	Throttle Control Assy	Thibault	Ref

**NOTE:** For Parts List refer to Part 2, Volume 3  
Tab 16 - "Buyers Products Co." Data Sheet.

**VALVE PUSH/PULL CONTROL ASSEMBLY - LOCKING**

<b><u>FIGURE/ INDEX NO.</u></b>	<b><u>PART NUMBER</u></b>	<b><u>DESCRIPTION</u></b>	<b><u>VENDOR/ MANUFACTURER</u></b>	<b><u>QTY</u></b>
3-16	20-5933-100	Valve push/pull Control Assy - Locking	Thibault	Ref
1	50-52-DS-111	Adaptor Ball Joint 1/20-20	Thibault	1
2	50-04-1/4 x 1 1/2"	Machine Screw	Thibault	2
3	20-5933-9	Plate, Spring Steel	Thibault	1
4	20-5933-7	Block Holder	Thibault	1
5	20-5933-6	Shaft	Thibault	1
6	20-5933-10	Flange	Thibault	1
7	50-39-1/4 x 3/4"	Machine Screw	Thibault	4
8	50-60-1/8	Rolled Pin	Thibault	2
9	20-5933-13	Handle	Thibault	1
		Extension Rod Alum 1/2"	Thibault	A/R
		Extension Rod Alum 3/8"	Thibault	A/R
	3/8 - 24 NF	Locking Hex Nut	Commercial	2
	1/2 - 20 NF	Locking Hex Nut	Commercial	12
	2708-4A-3/8-24	Clevis Extension Rod Attachment	Clevis	1
	2708-6A-1/2-20	Clevis Extension Rod Attachment	Clevis	4
	2699-6A-1/2-20	Clevis Extension Rod Attachment	Clevis	3



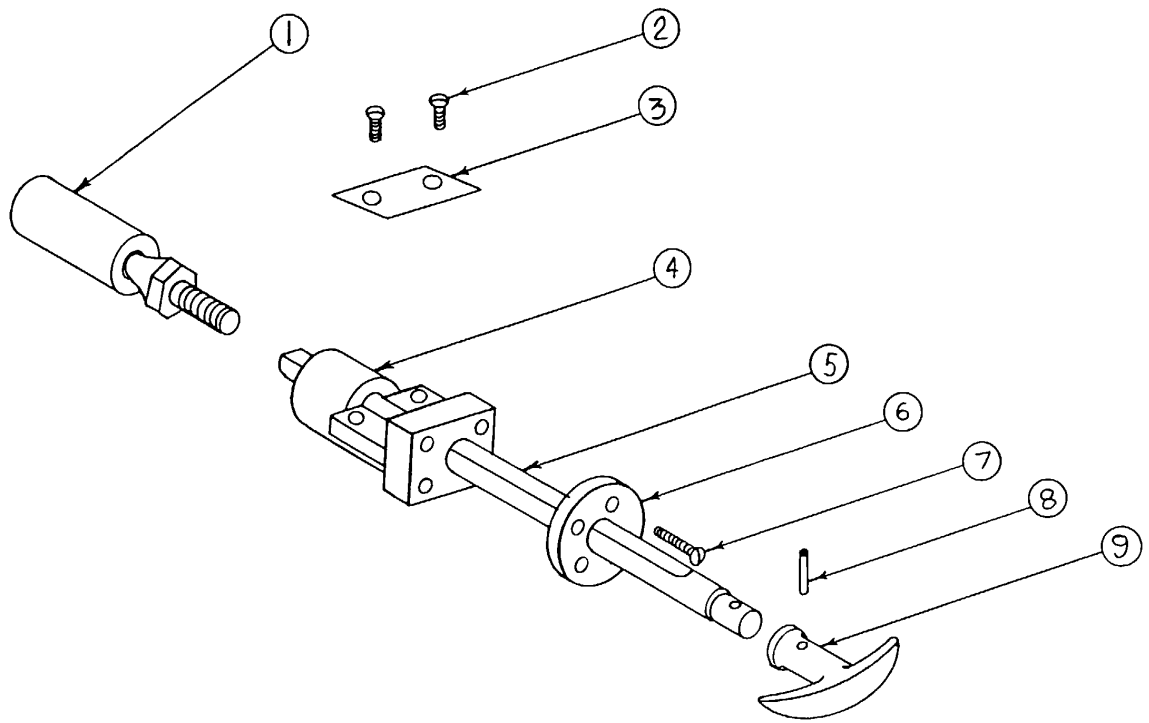


FIGURE 3-16.  
Valve Push/Pull Control  
Assembly - Locking

**LADDER ASSEMBLY**

<u>FIGURE/ INDEX NO.</u>	<u>PART NUMBER</u>	<u>DESCRIPTION</u>	<u>VENDOR/ MANUFACTURER</u>	<u>QTY</u>
4-1	QWT 85	Ladder Assy	Thibault	Ref
1	18-104-10	Section One Assy	Thibault	1
2	18-204-10	Section Two Assy	Thibault	1
3	18-304-10	Section Three Assy	Thibault	1
4	18-20-1081	Outrigger Arrangement Assy	Thibault	1
5	QWT 85	Turntable Assy	Thibault	1
	18-05-1010	Ladder Control Console	Thibault	1
	18-60-1107	Cable Assy	Thibault	1
	QWT 85	Substructure	Thibault	1
	08-00-40	Hydraulic Assy	Thibault	1

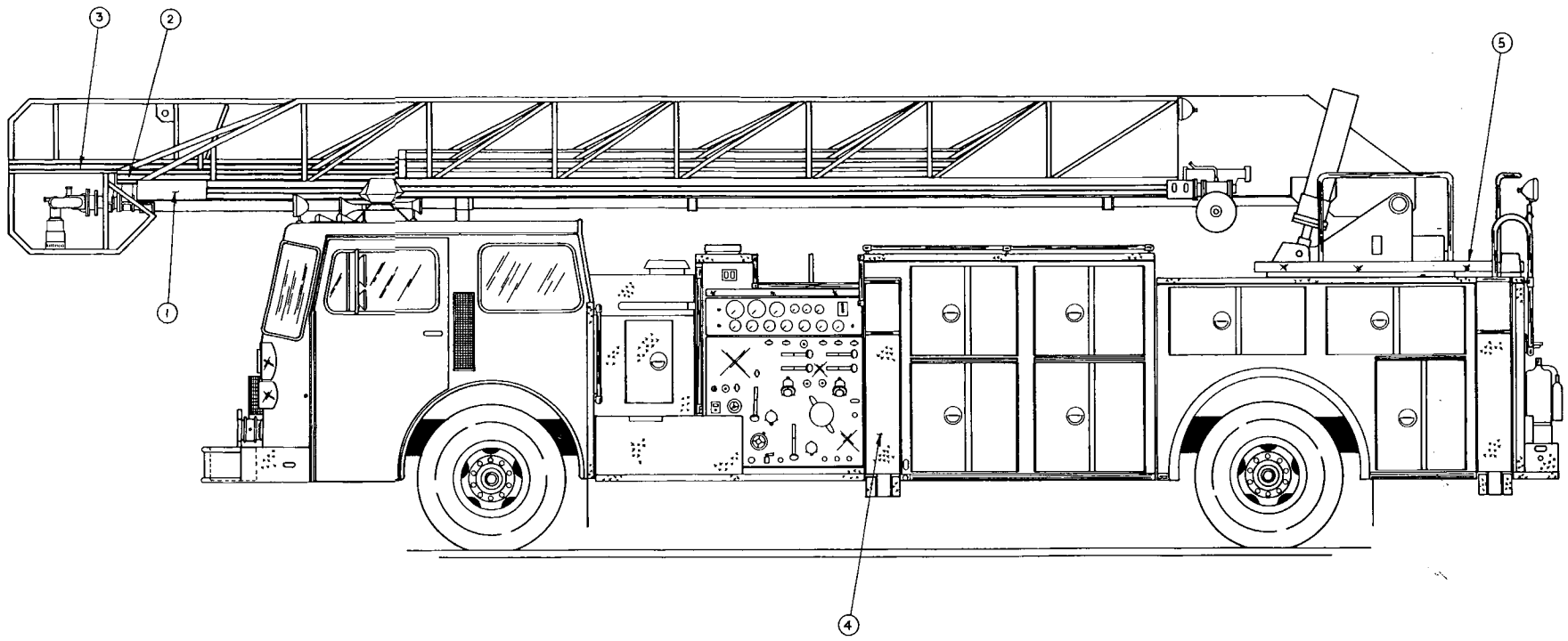
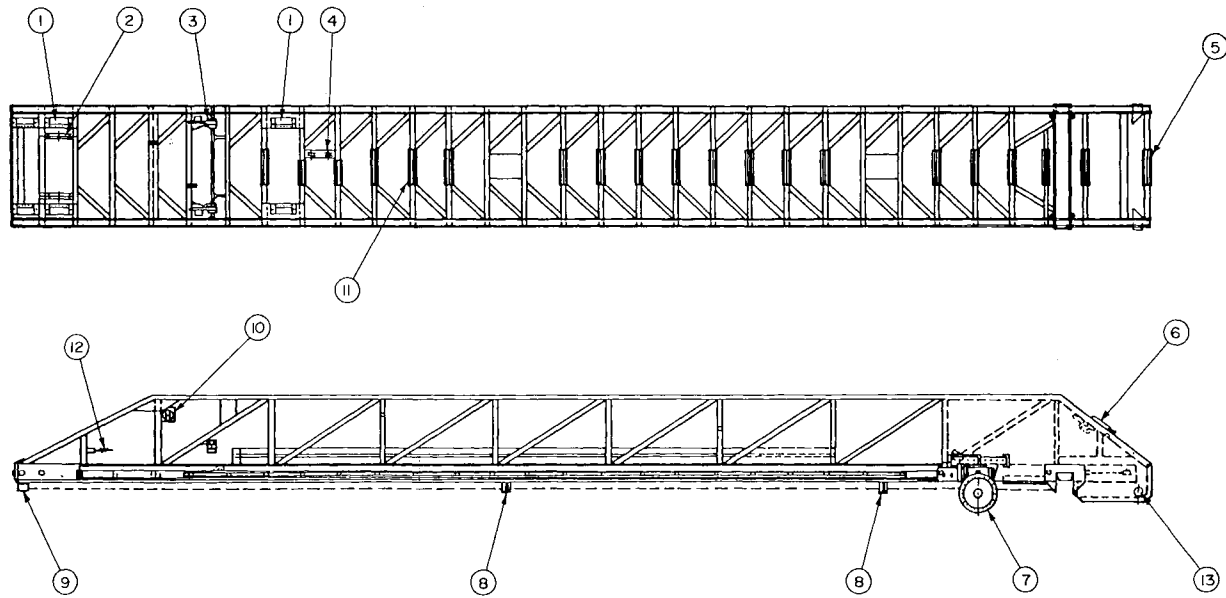


FIGURE 4-1.  
Ladder Assembly

**SECTION ONE ASSEMBLY**

<u>FIGURE/ INDEX NO.</u>	<u>PART NUMBER</u>	<u>DESCRIPTION</u>	<u>VENDOR/ MANUFACTURER</u>	<u>QTY</u>
4-2	18-104-10	Section One Assembly	Thibault	Ref
1	18-85-100	Nylon Slide Assy	Thibault	6
2	18-60-1100	Pulley Assy	Thibault	2
3	18-70-1070-1	Locking Pawl Assy	Thibault	1
4	18-60-1024	Pulley Assy	Thibault	1
5	18-100-1108	Covering Rung, Round	Thibault	1
6	18-101-1019	Lever Mechanism - Locking Pawl Assy.	Thibault	1
7	18-53-1000	Double Ropes Extension Hoist Assy	Thibault	1
8	18-100-1062	Holding Bracket for Water Tower Pipe	Thibault	2
9	18-100-1061	Holding Bracket for Water Tower Pipe	Thibault	1
10	18-70-1060	Pulley Assy	Thibault	1
11	18-100-1033	Covering, Rung Rectangular	Thibault	20
12	18-100-1144	Electrical Cable Retainer Assy	Thibault	1
13	18-100-1007	Bushing	Thibault	2
	18-100-1020	Metal Clips	Thibault	63



*FIGURE 4-2.*  
*Section One Assembly*

**NYLON SLIDE ARRANSEMENT - SECTION ONE**

<u>FIGURE/ INDEX NO.</u>	<u>PART NUMBER</u>	<u>DESCRIPTION</u>	<u>VENDOR/ MANUFACTURER</u>	<u>QTY</u>
4-3	18-85-100	Nylon Slide Arrangement - First Section	Thibault	Ref
1	5/16 - 18 NC x 1 1/4" Lg	Socket Head Cap Screw	Commercial	30
2	18-85-109	Nylon Slide	Thibault	6
3	18-85-108	Support	Thibault	6
4	1/2" Dia	Flat Washer	Commercial	12
5	1/2 - 13 NC x 3/4" Lg.	Cap Screw	Commercial	12

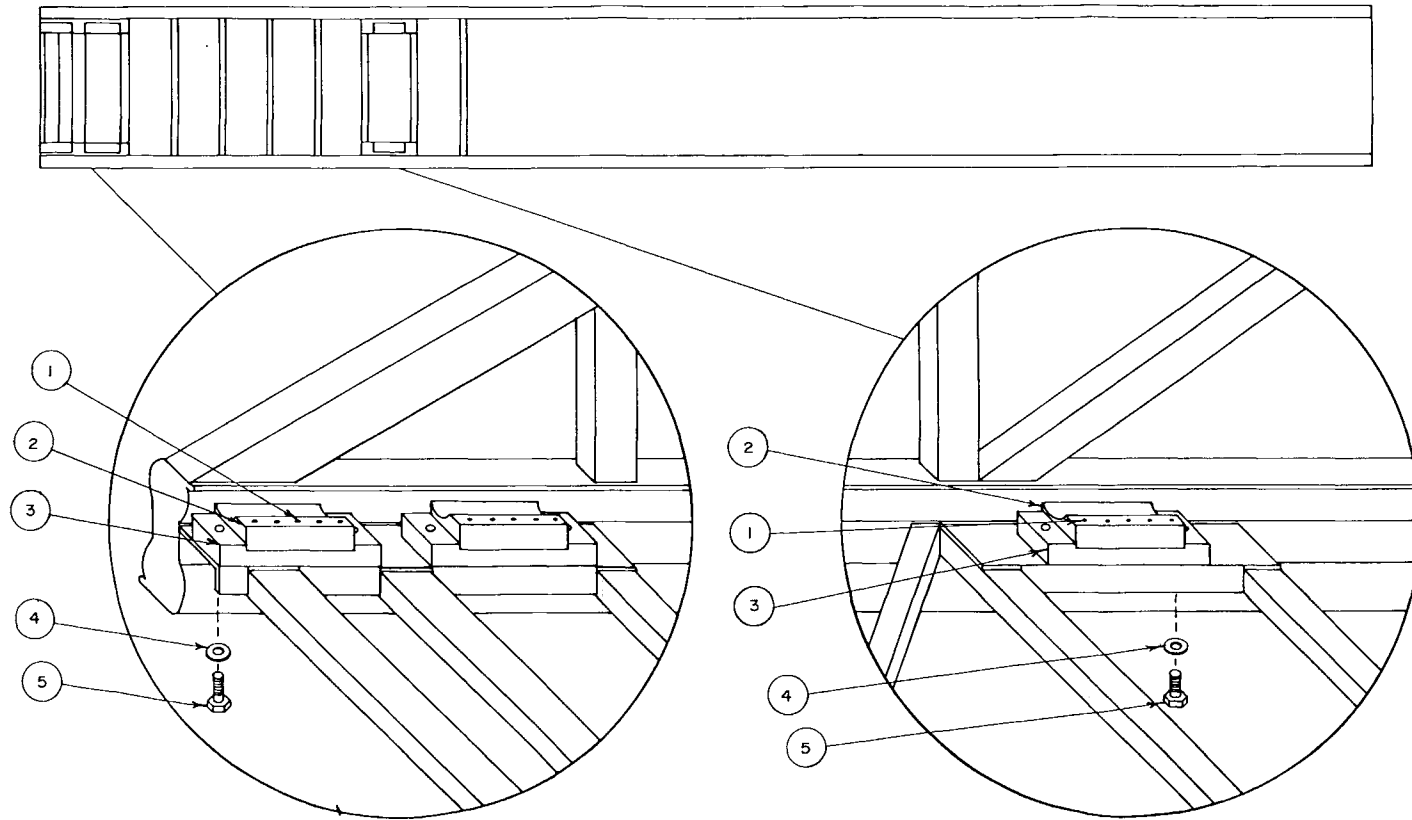


FIGURE 4-3.  
Nylon Slide Arrangement  
- Section One

**PULLEY ASSEMBLY**

<u>FIGURE/ INDEX NO.</u>	<u>PART NUMBER</u>	<u>DESCRIPTION</u>	<u>VENDOR/ MANUFACTURER</u>	<u>QTY</u>
4-4	18-60-1100	Pulley Assy	Thibault	Ref
1	18-60-1104	Wire Guide	Thibault	1
2	18-60-1101	Pulley	Thibault	1
3	3/4-16 NF	Hex Nut	Commercial	1
4	1/4-28 BF	Hex Nut	Commercial	1
5	18-60-1018	Spacer	Thibault	1
6	1/4-28 NF 1 1/2W	Cap Screw	Commercial	1
7	1/8-45 deg.	Alemite	Commercial	1
8	18-60-1012	Shaft	Thibault	1
9	B1624-12	Bost Bronze Bearing	Boston Gear	1
10	1/4-20 NC 1/2"	Hex Cap Screw	Commercial	1



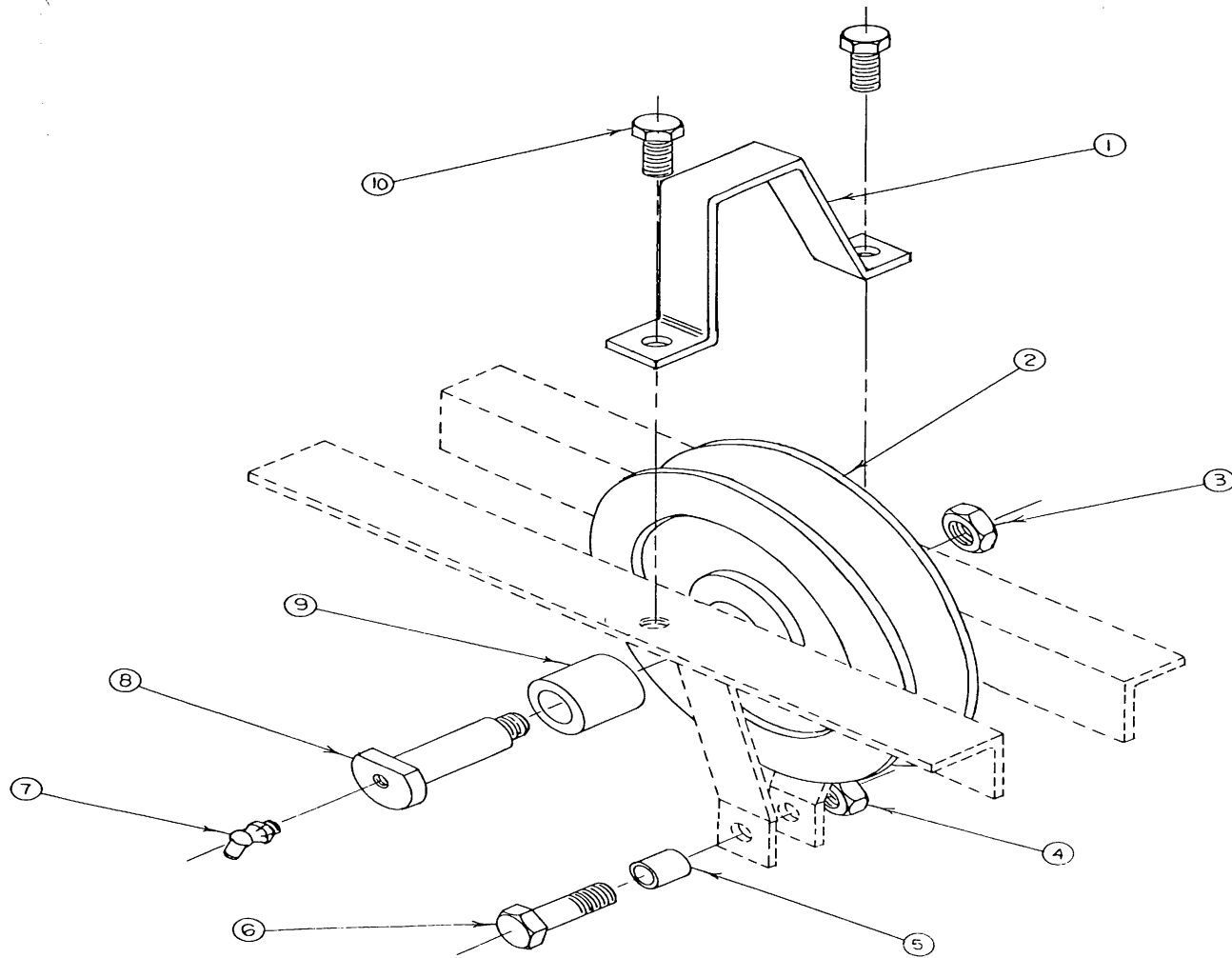


FIGURE 4-4.  
Pulley Assembly

**LOCKING PAWL ASSEMBLY - SECTION ONE**

<u>FIGURE/ INDEX NO.</u>	<u>PART NUMBER</u>	<u>DESCRIPTION</u>	<u>VENDOR/ MANUFACTURER</u>	<u>QTY</u>
4-5	18-70-1070-1	Locking Pawl Assy - Section One	Thibault	Ref
1	3/8" NC x 1 1/2"	Socket Head Screw	Commercial	1
2	18-70-1072-1	Wire Lever	Thibault	1
3	18-70-1074-1 R.H.	Locking Pawl	Thibault	1
4	3/8" NC x 1 1/4"	Socket Head Screw	Commercial	2
5	18-70-1075 R.H.	Locking Lever	Thibault	1
6	18-70-1071-1	Pawl Shaft	Thibault	1
7	18-70-1075-1 L.H.	Locking Lever	Thibault	1
8	18-70-1074-1 L.H.	Locking Pawl	Thibault	1
9	1688 x 1/8	Alemite 1/8 x 45 deg.	Thibault	1
10	13-02-009	Spring	Thibault	2
11	1/4" x 1 1/4" NF	Hex Cap Screw	Commercial	2
12	1/4"	Flat Washer	Commercial	2
13	1/4" NF	Elastic Stop Nut	Commercial	2
14	34-18-16	Key	Thibault	2
	18-70-1050	Locking Pawl Balancer Assy	Thibault	1

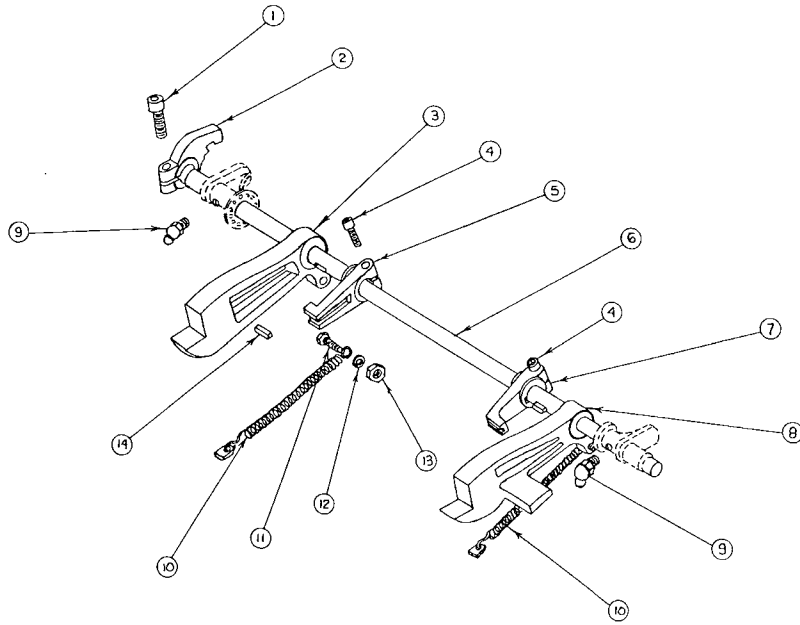


FIGURE 4-5  
Locking Pawl Assembly-  
Section One

FIGURE 4-5.  
Locking Pawl Assembly-  
Section One

**LOCKING PAWL BALANCER ASSEMBLY**

<u>FIGURE/ INDEX NO.</u>	<u>PART NUMBER</u>	<u>DESCRIPTION</u>	<u>VENDOR/ MANUFACTURER</u>	<u>QTY</u>
4-6	18-70-1050	Locking Pawl Balancer Assy	Thibault	Ref
1	1/4" NC	Hex Nut	Commercial	3
2	1/4"	Lock Washer	Commercial	3
3	18-70-1002	Wire Guide Bracket	Thibault	1
4	1/4" - 20 Nc 5/8"	Flat Head Machine Screw	Commercial	3
5	18-70-1052	Groove Roller	Thibault	1
6	1/2 - 13 NC	Jam Nut	Commercial	1
7	18-70-1058	Wire Guide	Thibault	1
8	1/4 - 28 NC 3/8w	Machine Screw Flat Head	Commercial	2
9	610 x 1/8"	Alemite	Commercial	1
10	1688-1/8"	Alemite 45 deg.	Commercial	1
11	1/4 - 20 NC 3/4"	Socket Head Cap Screw	Commercial	1
12	18-70-1054	Spacer	Thibault	1
13	18-70-1051	Lock Balancer	Thibault	1
14	18-70-1057A	Roller Guide	Thibault	1
15	18-70-1055	Shaft	Thibault	1

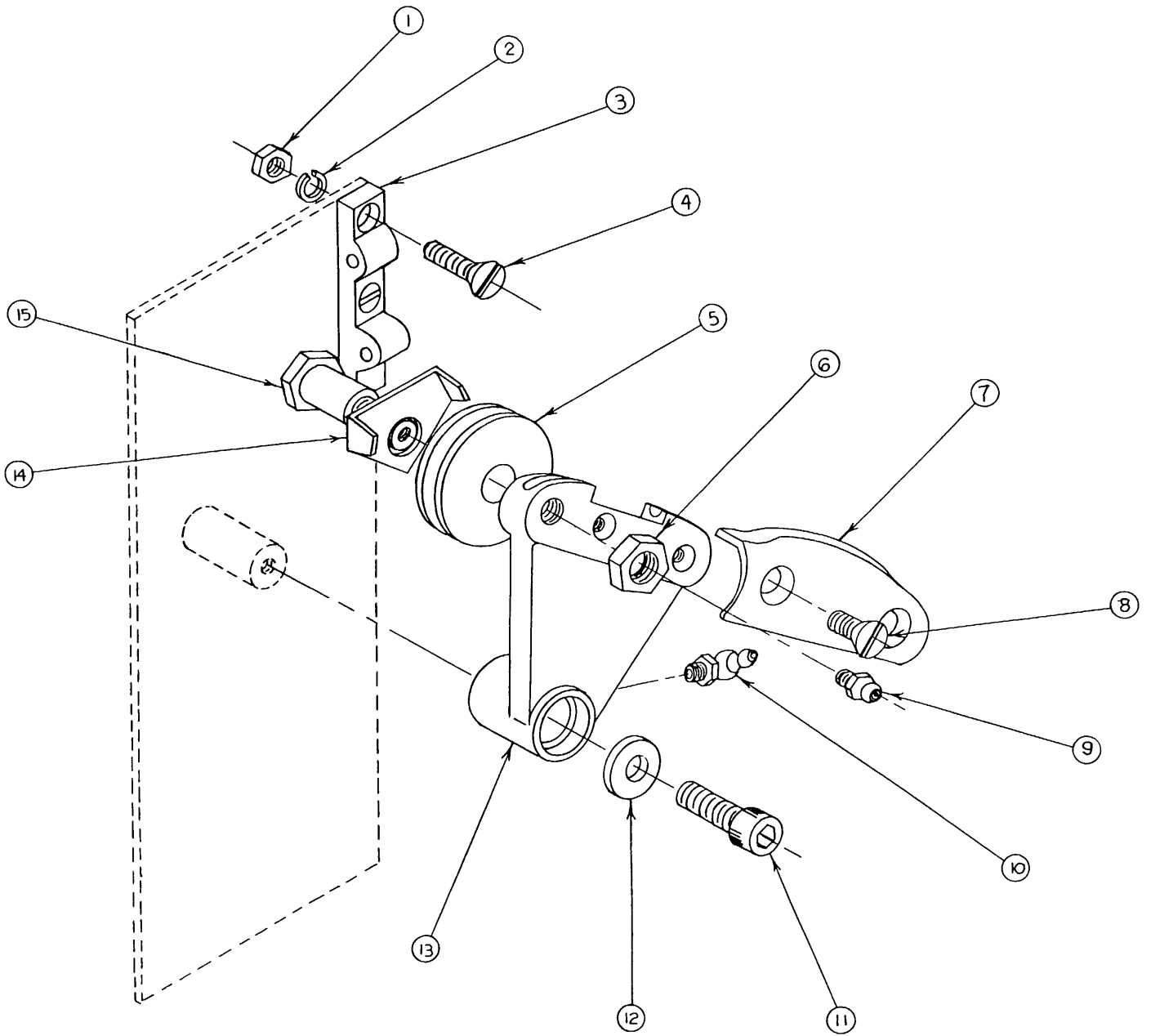


FIGURE 4-6.  
Locking Pawl Balancer  
Assembly

**PULLEY ASSEMBLY**

<u>FIGURE/ INDEX NO.</u>	<u>PART NUMBER</u>	<u>DESCRIPTION</u>	<u>VENDOR/ MANUFACTURER</u>	<u>QTY</u>
4-7	18-60-1024	Pulley Assy	Thibault	Ref
1	18-60-1023	Pulley	Thibault	2
2	1641	Alemite	Commercial	2
3	18-60-1022	Shaft	Thibault	2
4	5100-62	Snap Ring	Commercial	2

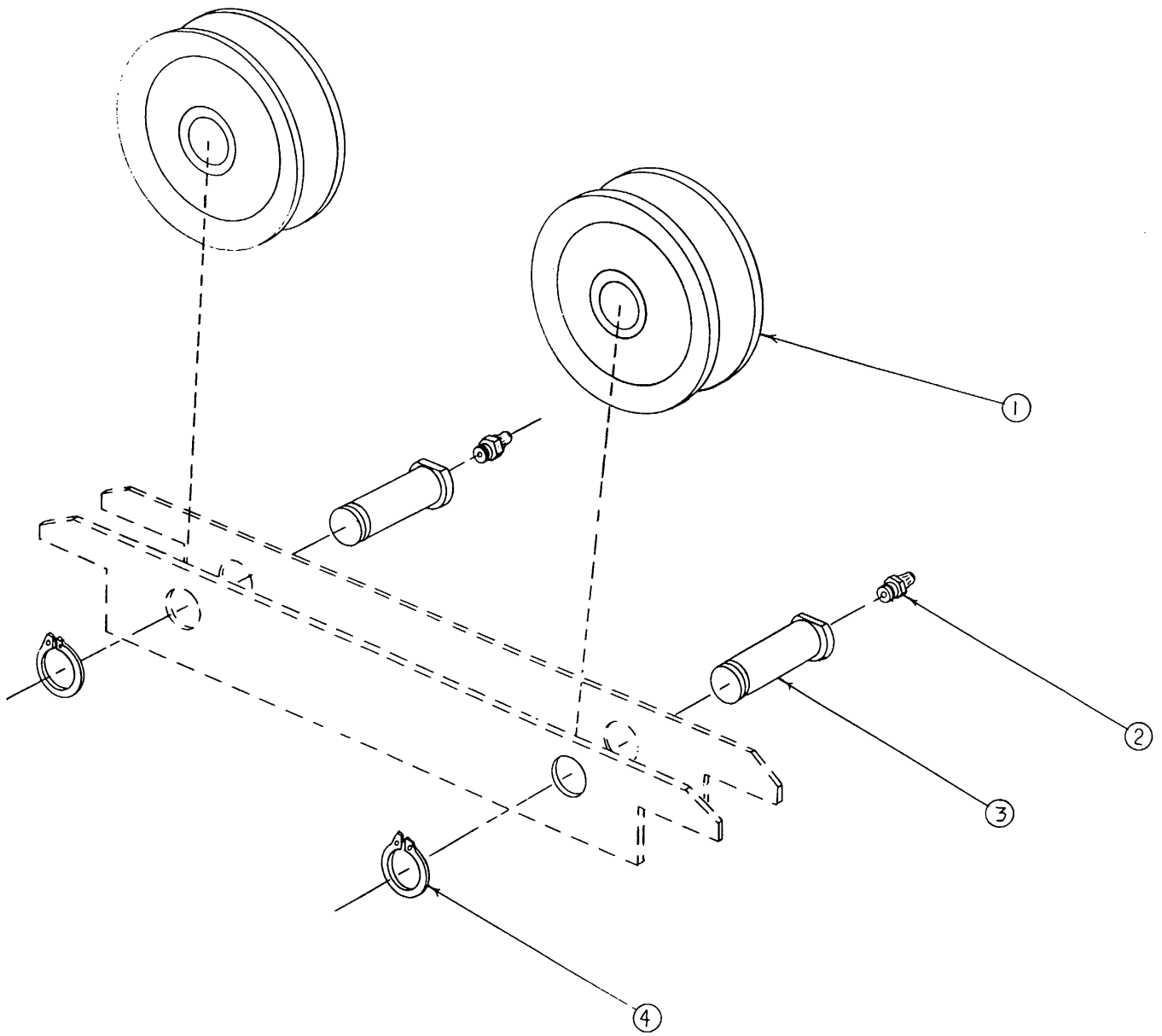
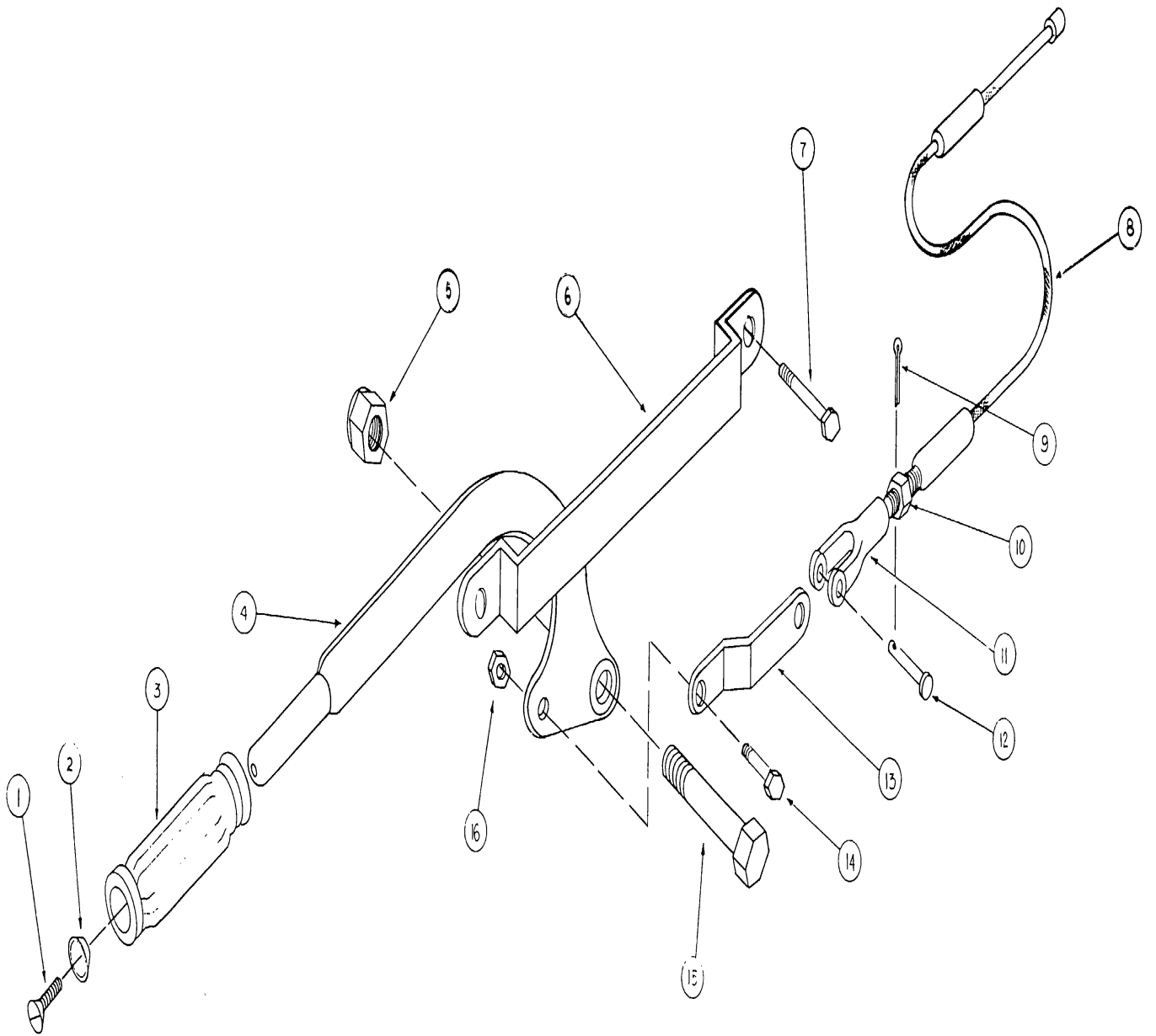


FIGURE 4-7.  
Pulley Assembly

**LEVER MECHANISM - LOCKING PAWL ASSEMBLY**

<u>FIGURE/ INDEX NO.</u>	<u>PART NUMBER</u>	<u>DESCRIPTION</u>	<u>VENDOR/ MANUFACTURER</u>	<u>QTY</u>
4-8	18-101-1019 Pawl Assembly	Lever Mechanism-Locking Thibault		Ref
1	10-24 NC x 1/2" Lg	Flat Head Screw	Commercial	1
2	844A	Washer	Spae-Naur	1
3	No. 82 x 3/4	Knob Rubber	Cluthe	1
4	18-101-1035	Locking Lever	Thibault	1
5	7/16-20 NF	Hex Nut	Commercial	1
6	18-101-1020	Guard	Thibault	1
7	1/4-28 NF x 1/2" Lg	Cap Screw	Commercial	2
8		Control Cable	Thibault	Ref
9	1/16 x 1/2 Lg	Cotter Pin	Commercial	1
10	1/4-28 NF	Hex Nut	Commercial	1
11	2708-2A	Clevis	Clevis	1
12	2708 1/2 2A	Clevis Pin	Clevis	1
13	18-70-1011	Link Plate	Thibault	1
14	3/8-24 NF x 1 1/4"	Cap Screw	Commercial	1
15	7/16-20 NF x 1 1/4	Cap Screw	Commercial	1
16	3/8-24 NF	Hex Nut	Commercial	1





**FIGURE 4-8.**  
*Lever Mechanism - Locking  
Pawl Assembly*

**DOUBLE ROPES EXTENSION HOIST ASSEMBLY**

<u>FIGURE/ INDEX NO.</u>	<u>PART NUMBER</u>	<u>DESCRIPTION</u>	<u>VENDOR/ MANUFACTURER</u>	<u>QTY</u>
4-9	18-53-1000	Double Ropes Extension Hoist Assy	Thibault	Ref
	18-104-1000	First Section	Thibault	1
1	18-53-1001	Drum Support	Thibault	1
2	50-i4 3/8-16NC	Jam Nuts	Thibault	16
3	50-02 3/8-16 NC x 1 1/4" Lg Cap Screws		Thibault	18
4	54-01-6309Z	Bearing.	Thibault	1
5	65-31-610	Alemite 1/8"	Thibault	1
6	18-53-1002	Bearing Cover	Thibault	1
7	50-02-3/8"-16 NC x 1 1/2" Lg Cap Screws		Thibault	4
8	50-14-3/8"- 16NC	Jam Nuts	Thibault	4
9	18-53-1003	Hoist Bearing Housing	Thibault	1
10	50-14-5/16"- 18NC	Jam Nuts	Thibault	5
11	50-10-5/16"- 18NC x 2 3/4U Lg	Milled Studs	Thibault	5
12	50-14-3/8"- 16 NC	Jam Nuts	Thibault	5
13	50-02 3/8-16 NC x 1" Lg	Cap Screws	Thibault	5
14	18-51-1003	Female Support Extension Indicator Mech.	Thibault	1
15	18-51-1007	Male Support Extension Indicator Mech.	Thibault	1
16	54-01-6206-2z	Bearing	Thibault	2
17	18-06-1052	Extension Indicator Gear	Thibault	1
18	18-53-1004	Spacer	Thibault	1
19	18-51-1012	Extension Dial Screw Assy	Thibault	1

**DOUBLE ROPES EXTENSION HOIST ASSEMBLY (cont'd)**

<u>FIGURE/ INDEX NO.</u>	<u>PART NUMBER</u>	<u>DESCRIPTION</u>	<u>VENDOR/ MANUFACTURER</u>	<u>QTY</u>
4-9	18-53-1000	Double Ropes Extension Hoist Assy	Thibault	Ref
20	50-36 3/8-24NC x 1' Lg	Socket Head Cap Screw	Thibault	6
21	18-50-1011	Gear	Thibault	1
22	18-53-1014	Shaft	Thibault	1
23	54-01-21308	Bearing	Thibault	1
24	34-25-28	Key 1/4" x 1/4" x 1 3/4"	Thibault	2
25	54-03-63-3888	Oil Seal	Thibault	1
26	18-53-1010	Plate	Thibault	1
27	50-02-3/8-16 NC x 3/4" Lg	Cap Screw	Thibault	9
28	18-50-1002	Hoist Worm Casing	Thibault	1
29	50-02-3/8"-16 NC x 3/4" Lg	Cap Screw	Thibault	16
30	18-50-1006	Gear	Thibault	1
31	18-50-1003	Cover	Thibault	1
32	54-01-21307	Bearing	Thibault	1
33	18-50-1004	Bearing Cover	Thibault	1
34	50-13 1 1/8- 12NF	Jam Nut	Thibault	1
35	50-01-5/16- 18 NC x 1" Lg	Cap Screw	Thibault	6
36	18-50-1005	Worm	Thibault	1
37	18-53-1012	Hoist Worm Casing Support	Thibault	1
38	18-50-1015	Crank	Thibault	1
39	50-53 3/8"	Lock Washer	Thibault	6
40	18-50-1013	Stud	Thibault	6
41	50-02 3/8"- 16NC	Nut	Thibault	6

**DOUBLE ROPES EXTENSION HOIST ASSEMBLY (cont'd)**

<u>FIGURE/ INDEX NO.</u>	<u>PART NUMBER</u>	<u>DESCRIPTION</u>	<u>VENDOR/ MANUFACTURER</u>	<u>QTY</u>
4-9	18-53-1000 Hoist Assy	Double Ropes Extension Thibault		Ref
42	54-03-WL-121	Oil Seal	Thibault	1
43	54-01-0-12	Bearing	Thibault	2
44	54-01-3208	Bearing	Thibault	2
45	18-50-1008	Worm Cover	Thibault	1
46	18-52-1012	Air Bleeder Arrangement	Thibault	1
47	18-50-1007	Worm Cover	Thibault	1

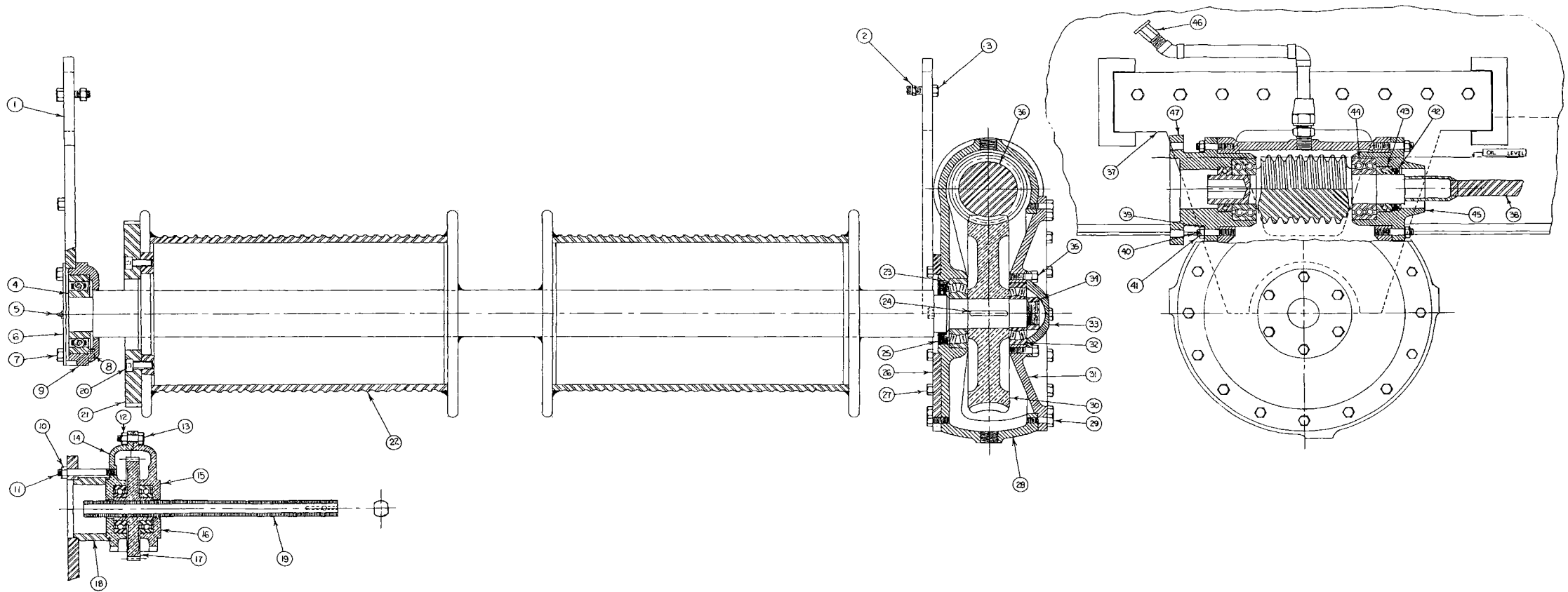


FIGURE 4-9.  
 Double Ropes Extension  
 Hoist Assembly

## EXTENSION DIAL SCREW ASSEMBLY

<u>FIGURE/ INDEX NO.</u>	<u>PART NUMBER</u>	<u>DESCRIPTION</u>	<u>VENDOR MANUFACTURER</u>	<u>QTY</u>
4-10	18-51-1012	Extension Dial Screw Assy	Thibault	Ref.
1	1/4-20 NC x 1 3/4"	Round Head Cap Screw	Commercial	2
2	18-06-1061	Cover Switch	Thibault	1
3	18-06-1062	Spacer	Thibault	1
4	10-24 NC	Hex Nut	Commercial	2
5	NO. 10	Lock Washer	Commercial	2
6	18-06-1057	Switch Support	Thibault	1
7	10-24 NC x 1" Lg.	Round Head Cap Screw	Commercial	2
8	18-06-1022	Holding Plate	Thibault	Ref.
9	8-32 NC x 1"Lg	Round Head Cap Screw	Commercial	2
10	8A-2RVZ	Micro Switch	Honeywell	Ref.
11	18-06-1053	Extension Dial Screw	Thibault	Ref.
12	1/4-20 NC x 1/2" Lg.	Set Screw	Commercial	1
13	1/4"	Lock Washer	Commercial	1
14	18-06-1054	Extension Dial Screw Nut	Thibault	1
15	1/4-20 NC x 3/4" Lg.	Square Head Set Screw	Commercial	2
16	18-06-1054-1	Extension Dial Screw Nut	Thibault	1
17	8-32 NC x 1 3/4" Lg.	Round Head Cap Screw	Commercial	2
18	8Z-3YT	Micro Switch	Honeywell	1
19	1/4-20 NC x 1/2" Lg.	Hex Head Cap Screw	Commercial	3
20	8-32 NC	Hex Nut	Commercial	4
21	No. 8	Lock Washer	Commercial	11
22	1/4-20 NC	Hex Nut	Commercial	1

**PULLEY ASSEMBLY**

<b><u>FIGURE/ INDEX NO.</u></b>	<b><u>PART NUMBER</u></b>	<b><u>DESCRIPTION</u></b>	<b><u>VENDOR MANUFACTURER</u></b>	<b><u>QTY</u></b>
4-11	18-70-1060	Pulley Assy	Thibault	Ref.
1	1641	Alemite	Commercial	1
2	18-70-1061	Pulley	Thibault	1
3	18-70-1063	Guard	Thibault	1
4	1/2-20 NF	Elastic Stop Nut	Commercial	1

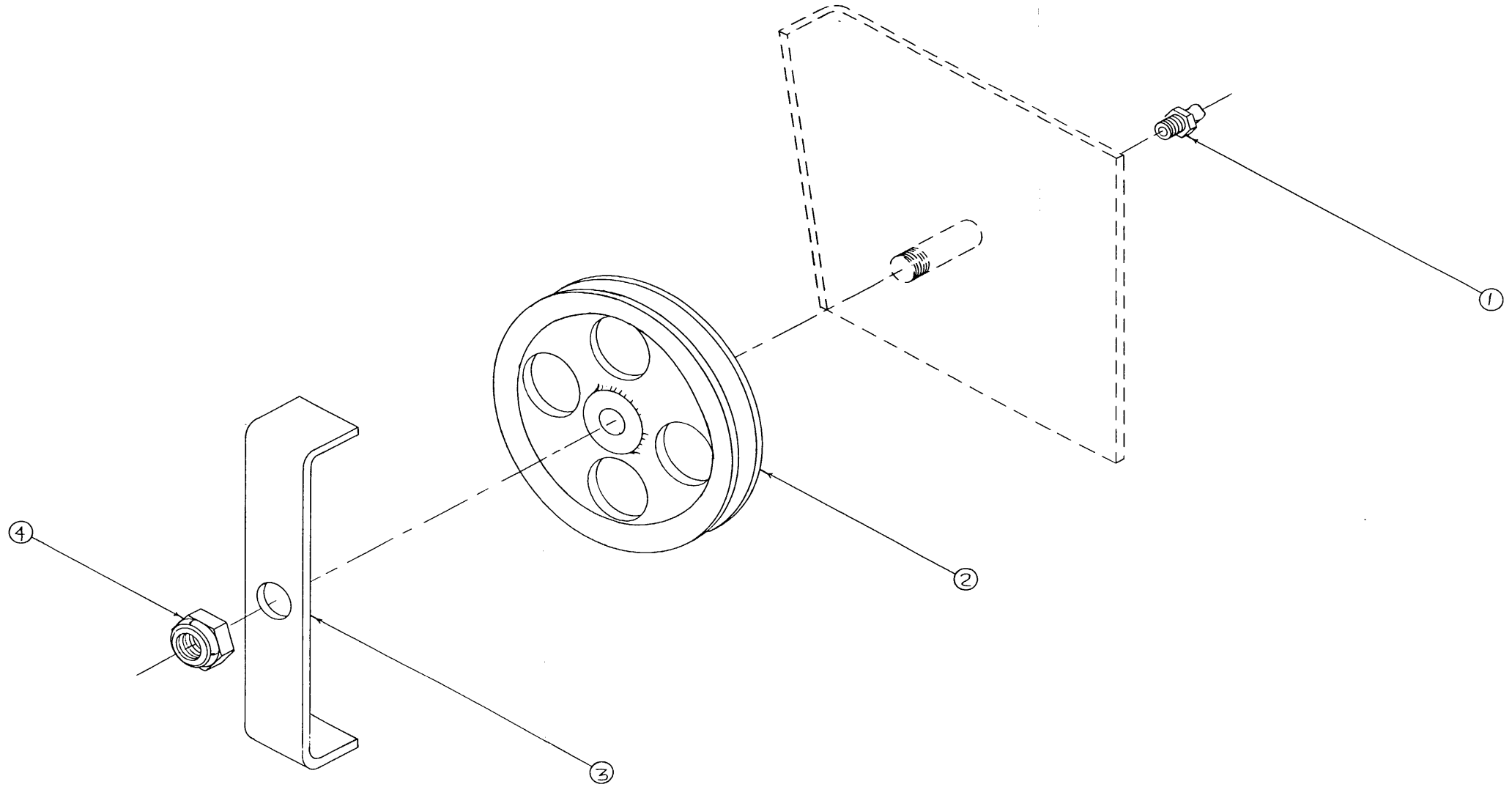


FIGURE 4-11.  
Pulley Assembly



**ELECTRICAL CABLE RETAINER ASSEMBLY**

<b><u>FIGURE/ INDEX NO.</u></b>	<b><u>PART NUMBER</u></b>	<b><u>DESCRIPTION</u></b>	<b><u>VENDOR MANUFACTURER</u></b>	<b><u>QTY</u></b>
4-12	18-100-1144	Electrical Cable Retainer Assy	Thibault	Ref.
1	18-100-1143	Plate	Thibault	2
2	13-02-001	Spring	Thibault	2
3	37121-16	Electrical Cable Retainer for 12 V	Dovmark	1
3	37121-14	Electrical Cable Retainer for 110 V	Dovmark	1

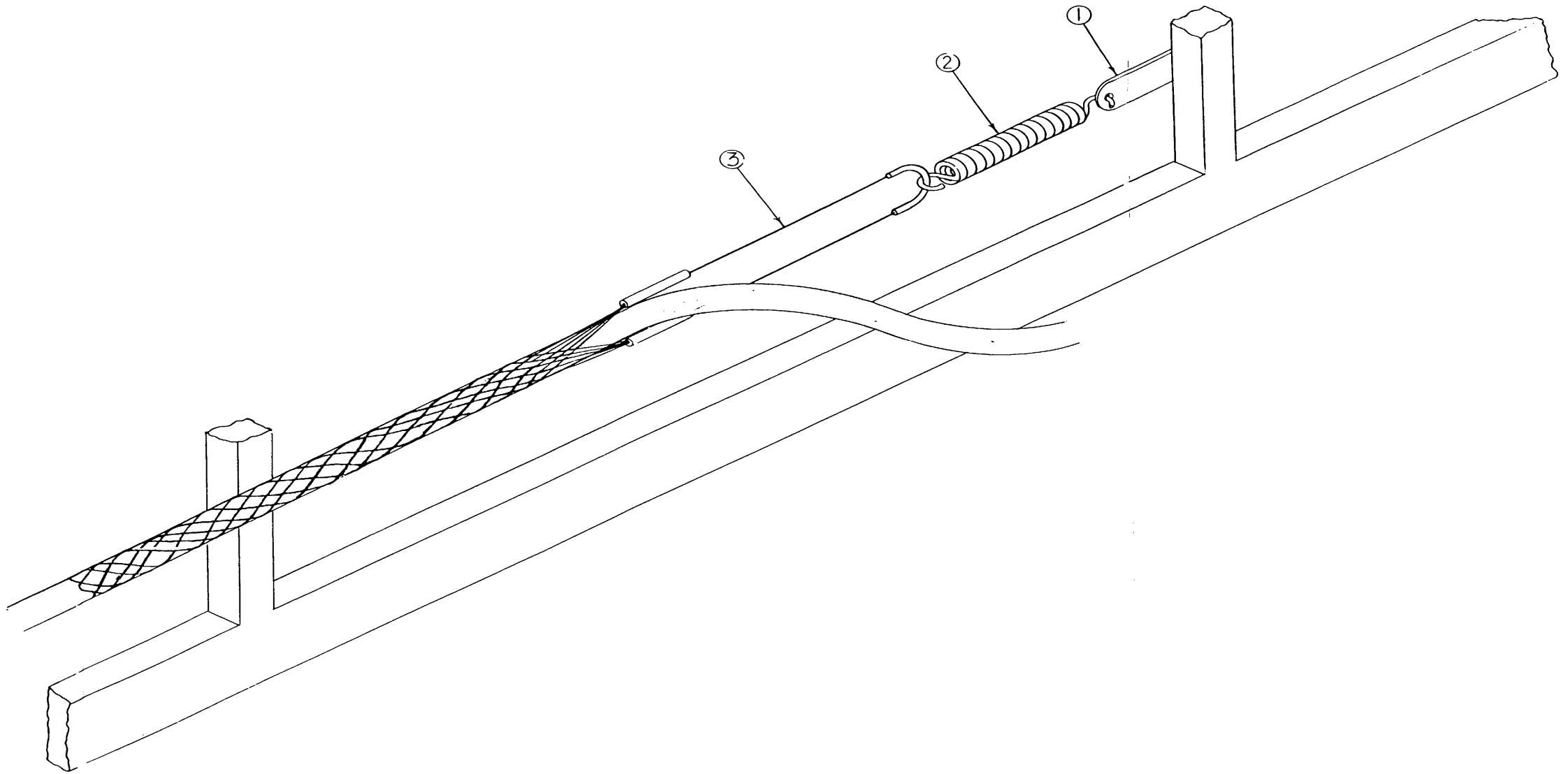


FIGURE 4-12.  
Electrical Cable  
Retainer Assembly

**SECTION TWO ASSEMBLY**

<b><u>FIGURE/ INDEX NO.</u></b>	<b><u>PART NUMBER</u></b>	<b><u>DESCRIPTION</u></b>	<b><u>VENDOR MANUFACTURER</u></b>	<b><u>QTY</u></b>
4-13	18-204-10	Section Two Assy	Thibault	Ref.
1	18-60-1066	Pulley Assy	Thibault	2
2	18-70-1070-2	Locking Pawl Assy - Section 2	Thibault	1
3	18-70-1024	Pulley Assy	Thibault	1
4	18-85-200	Nylon Slide Assy	Thibault	6
5	18-100-1033	Covering Rung	Thibault	21
6	18-60-1115-1	Pulley Assy	Thibault	1
7	18-11-1061	Pulley Assy	Thibault	2
8	18-85-200	Nylon Slide Assy	Thibault	2
9	18-300-1417	Pulley Assy	Thibault	1
	18-100-1020	Covering Rung/Metal Clips	Thibault	63

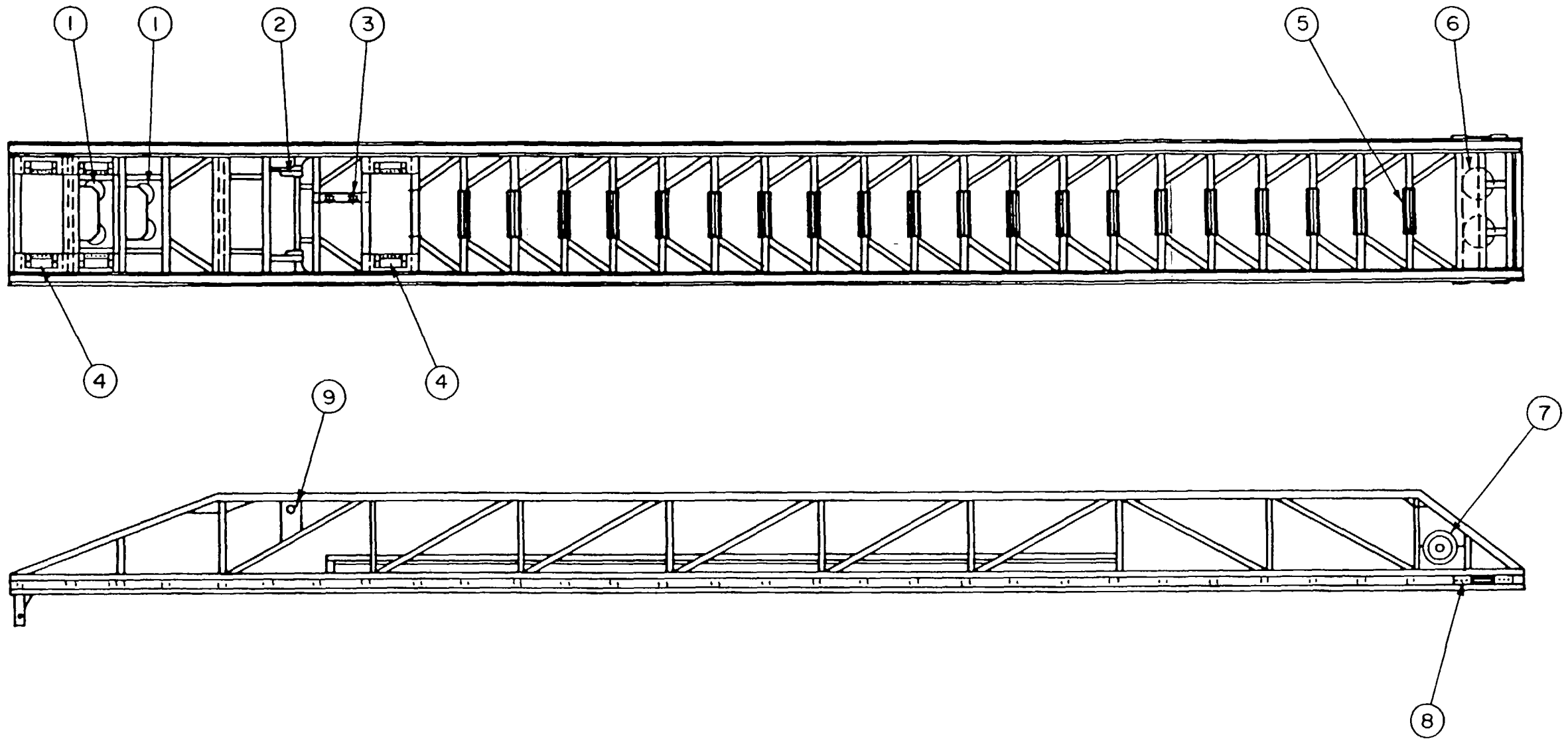


FIGURE 4-13.  
Section Two Assembly

**PULLEY ASSEMBLY**

<b><u>FIGURE/ INDEX NO.</u></b>	<b><u>PART NUMBER</u></b>	<b><u>DESCRIPTION</u></b>	<b><u>VENDOR MANUFACTURER</u></b>	<b><u>QTY</u></b>
4-14	18-60-1066	Pulley Assy	Thibault	Ref.
1	18-60-1072-A	Shaft	Thibault	2
2	B1016-8	Oil Bushing	Boston Gear	2
3	18-60-1059	Pulley	Thibault	2
4	1/2-20 NF	Elastic Stop Nut	Commercial	2

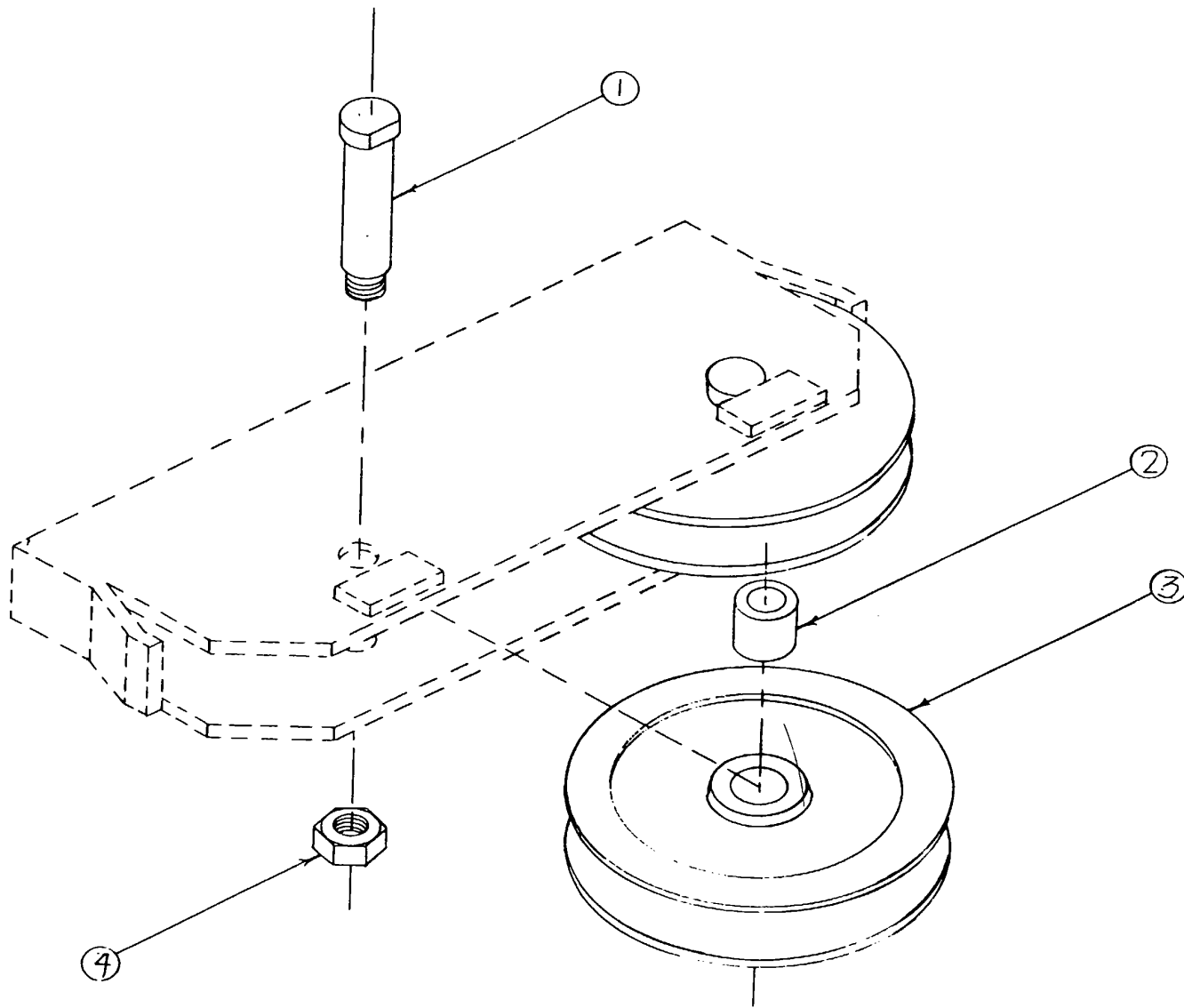


FIGURE 4-14.  
Pulley Assembly  
-211-

**LOCKING PAWL ASSEMBLY - SECTION 2**

<u>FIGURE/ INDEX NO</u>	<u>PART NUMBER</u>	<u>DESCRIPTION</u>	<u>VENDOR/ MANUFACTURER</u>	<u>QTY</u>
4-15	18-70-1070-2	Locking Pawl Assy - Section 2	Thibault	Ref
1	3/8-16 NF x 1 1/2" Lg	Socket Head Cap Screw	Commercial	1
2	18-70-1072-1	Wire Lever	Thibault	1
3	1688	Alemite	Commercial	2
4	13-03-004	Torsion Spring	Thibault	1
5	18-70-1074-2RH 18-70-1074-2LH	Locking Pawl Locking Paw	Thibault Thibault	1 1
6	3/16x3/16x1w Lg Key	Commercial	2	
7	18-70-1075 RH 18-70-1075 LH	Locking Lever Locking Lever	Thibault Thibault	1 1
8	3/8-16 x 1 1/4" Lg	Socket Head Cap Screw	Commercial	2
9	18-70-1071-2	Pawl Shaft	Thibault	1
10	13-03-003	Torsion Spring	Thibault	1
11		Adjustment Cap Screw 1/4-20 NC x 1" NC	Commercial	1
12		Locking Hex Nut 1/4-20 NC	Commercial	1

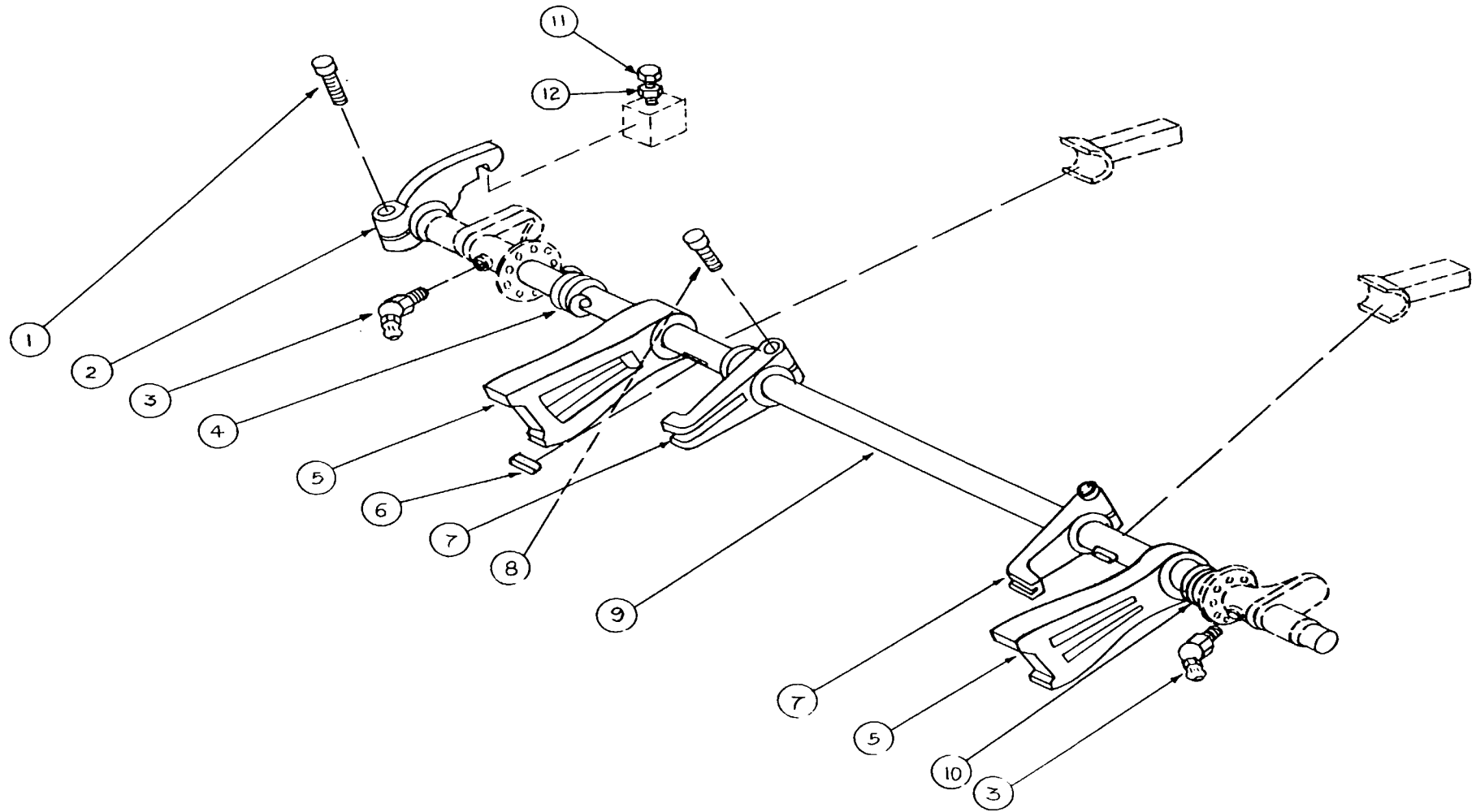


FIGURE 4-15.  
Locking Pawl Assembly  
- Section 2



**NYLON SLIDE ARRANGEMENT - SECTION TWO**

<u>FIGURE/ INDEX NO</u>	<u>VENDOR/ PART NUMBER</u>	<u>DESCRIPTION</u>	<u>MANUFACTURER</u>	
4-16	18-85-200	Nylon Slide Arrangement - Second Section	Thibault	Ref
1	5/16-18 x 1/2" Lg	Cap Screw	Commercial	12
2	18-85-210	Support	Thibault	4
3	18-85-211	Nylon Slide	Thibault	8
4	18-85-109	Nylon Slide	Thibault	6
5	18-85-207	Support	Thibault	6
6	5/16-18 NC x 1 1/4" Lg	Socket Head Cap Screw	Commercial	30
7	1/2" Dia	Flat Washer	Commercial	12
8	1/2-13NC x 3/4W Lg	Cap Screw	Commercial	12

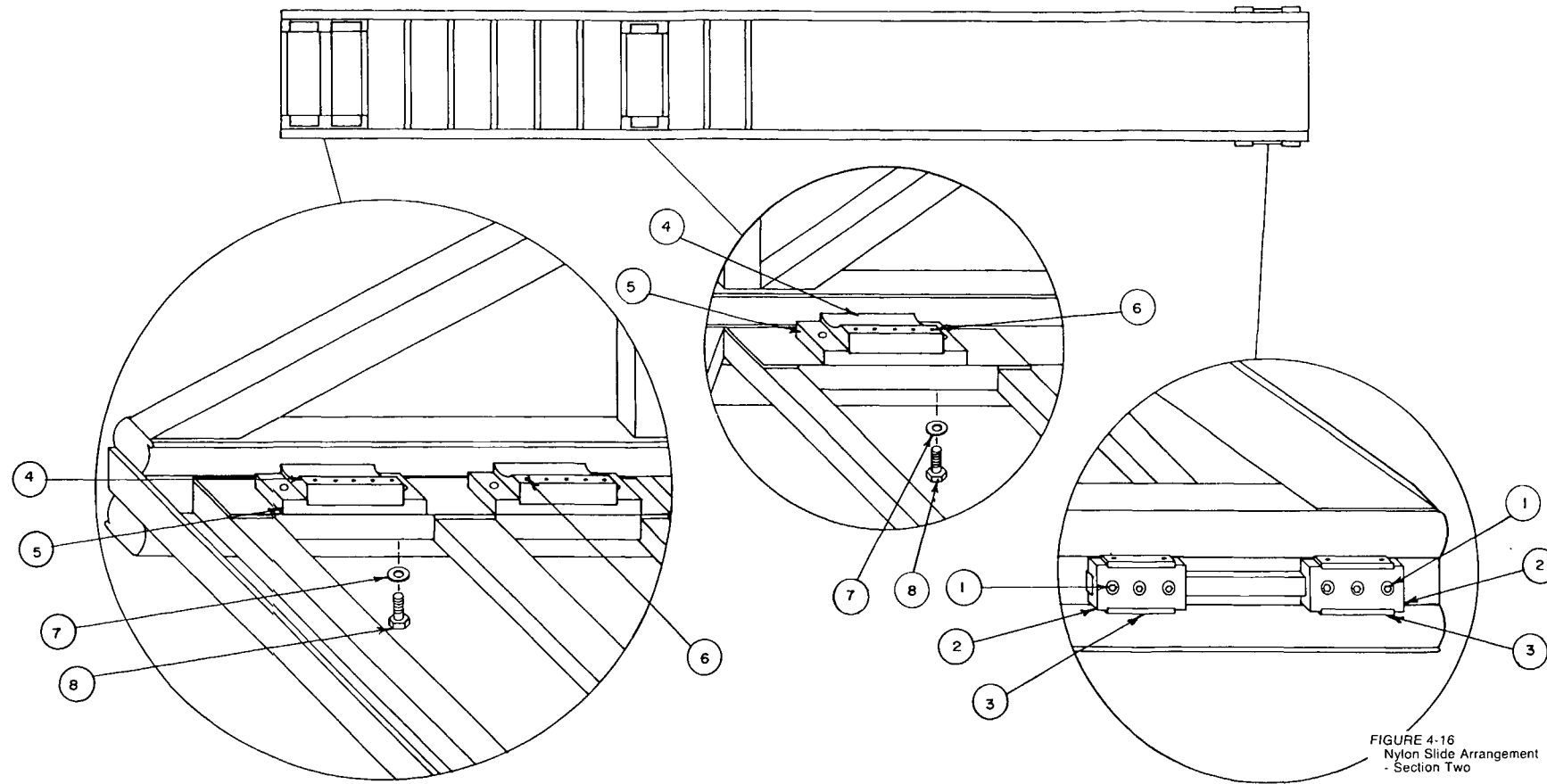


FIGURE 4-16  
Nylon Slide Arrangement  
- Section Two

-215-

FIGURE 4-16.  
Nylon Slide Arrangement  
- Section Two

-215-

**PULLEY ASSEMBLY**

<u>FIGURE/ INDEX NO</u>	<u>PART NUMBER</u>	<u>DESCRIPTION</u>	<u>VENDOR MANUFACTURER</u>	<u>QTY</u>
4-17	18-60-1115-1	Pulley Assy	Thibault	Ref
1	1461	Alemite	Commercial	2
2	18-60-1117-1	Shaft	Thibault	2
3	5100-100	Snap Ring	Commercial	2
4	18-60-1124	Wire Guard	Thibault	1
5	5/16-18 NC x 1/2W Lg	Cap Screw	Commercial	2
6	18-60-1101-A	Pulley	Thibault	4
7	B1624-12	Oil Bushing	Commercial	4

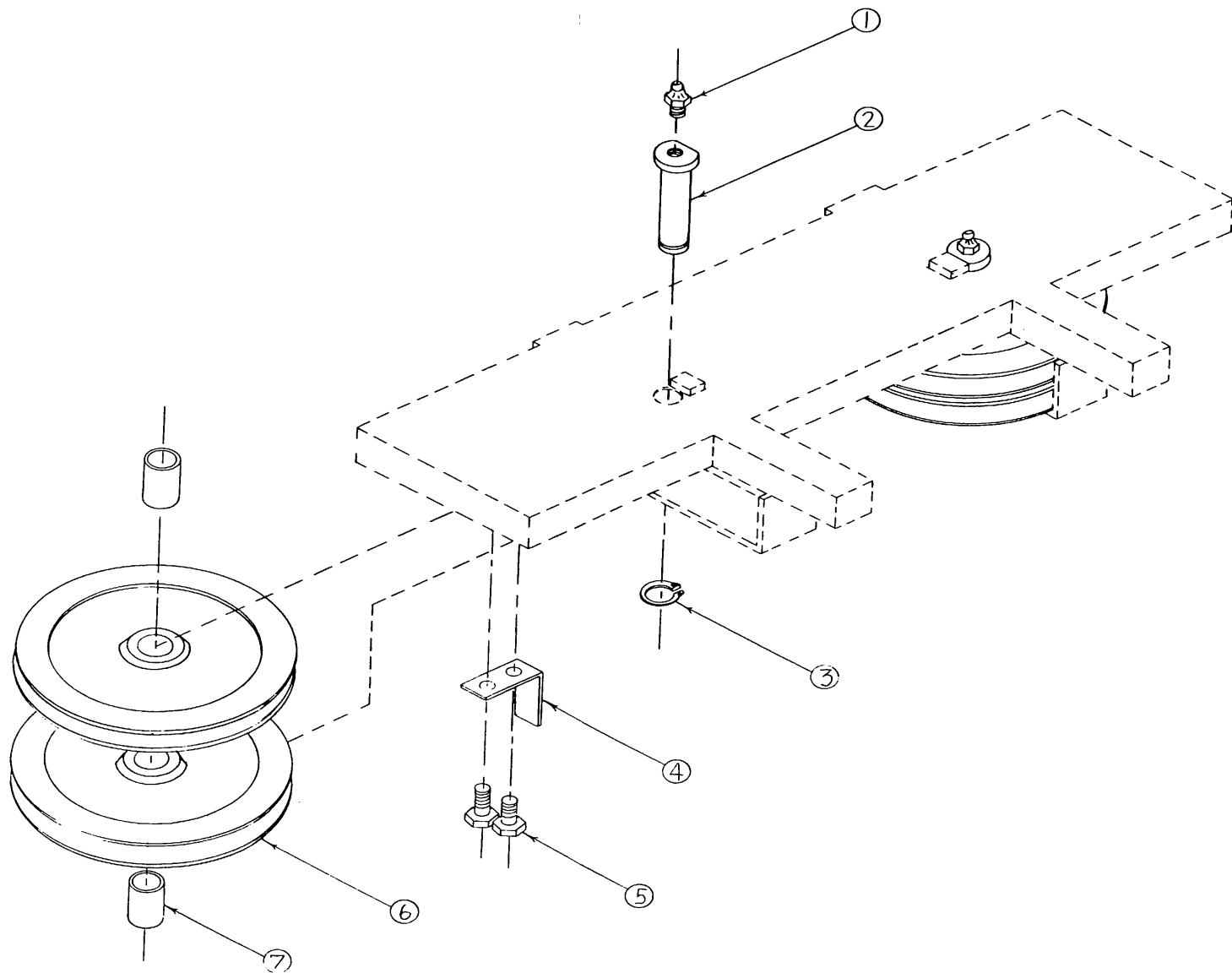


FIGURE 4-17.  
Pulley Assembly

**PULLEY ASSEMBLY**

<u>FIGURE/ INDEX NO</u>	<u>VENDOR/ PART NUMBER</u>	<u>DESCRIPTION</u>	<u>MANUFACTURER</u>	<u>QTY</u>
4-18	18-11-1061	Pulley Assy	Thibault	Ref
1	18-11-1057	Pulley	Thibault	1
2	B1014-10	Oil Bushing	Boston Gear	1
3	1/2-20 NF	Elastic Stop Nut	Commercial	1

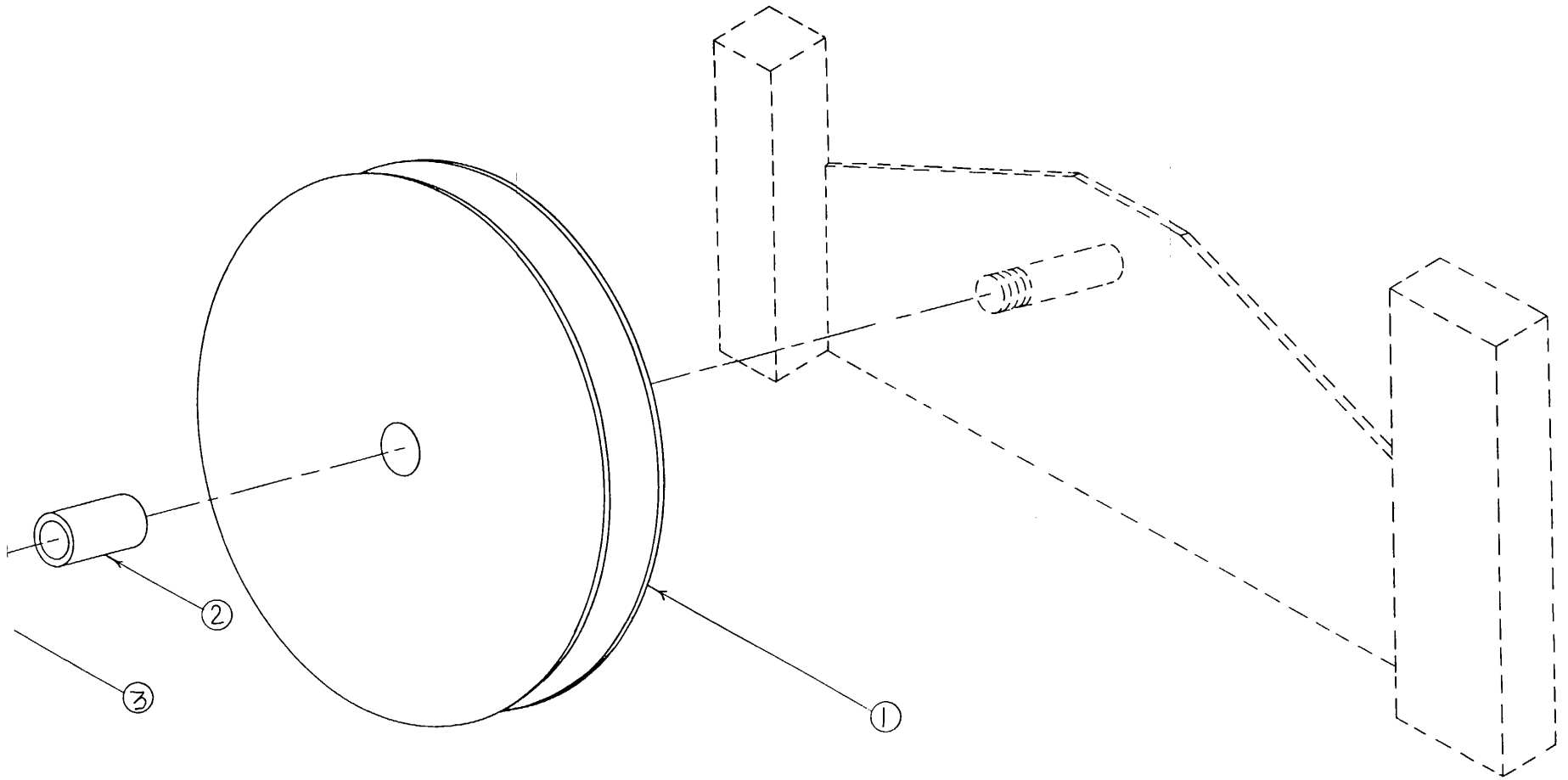


FIGURE 4-18.  
*Pulley Assembly*

**PULLEY ASSEMBLY**

<u>FIGURE/ INDEX NO</u>	<u>VENDOR/ PART NUMBER</u>	<u>DESCRIPTION</u>	<u>MANUFACTURER</u>	<u>QTY</u>
4-19	18-300-1417	Pulley Assy	Thibault	Ref
1	18-70-1055	Grease Screw	Thibault	1
2	164	Alemite	Commercial	1
3	18-70-1052	Groove Roller	Thibault	1
4	1/2-13 NC	Jam Nut	Commercial	1

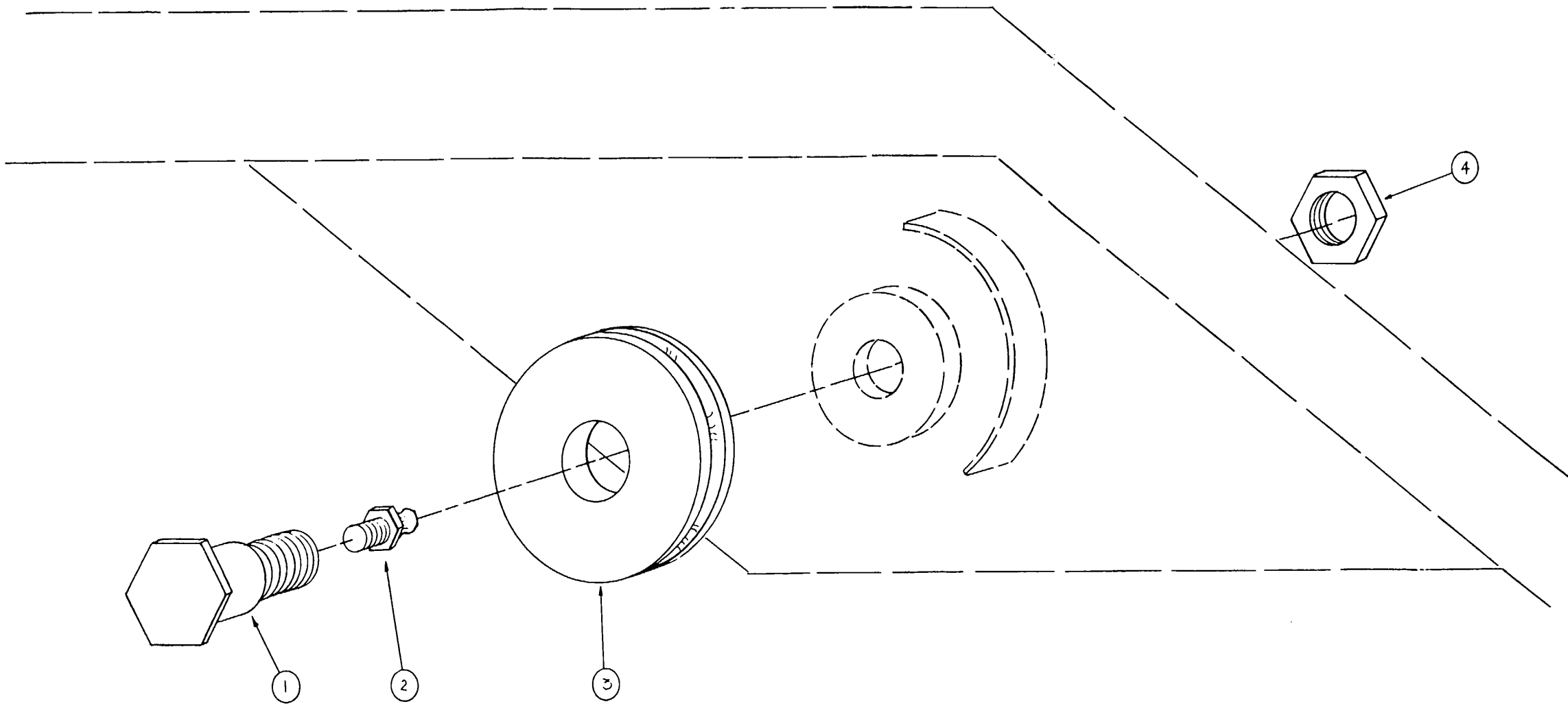


FIGURE 4-19.  
Pulley Assembly



**SECTION THREE ASSEMBLY**

<b><u>FIGURE/ INDEX NO.</u></b>	<b><u>PART NUMBER</u></b>	<b><u>DESCRIPTION</u></b>	<b><u>VENDOR MANUFACTURER</u></b>	<b><u>QTY</u></b>
4-20	18-304-10	Section 3 Assy	Thibault	Ref.
1	18-300-1059	Foot Step Assy	Thibault	1
2	18-60-1130	Wire Compensator Assy	Thibault	1
3	05-01-00	Bracket-Pike Pole Assy	Thibault	1
4	18-100-1033	Covering, Rung	Thibault	33
5	18-85-300	Nylon Slide Assy	Thibault	2
6	18-300-1004	Water Pipe Holder	Thibault	1
7	18-100-1144	Electrical Cable Retainer Assy	Thibault	1
8	05-00-00	Axe Support Assy	Thibault	1
	18-100-1020	Covering Rung/Metal Clips	Thibault	99

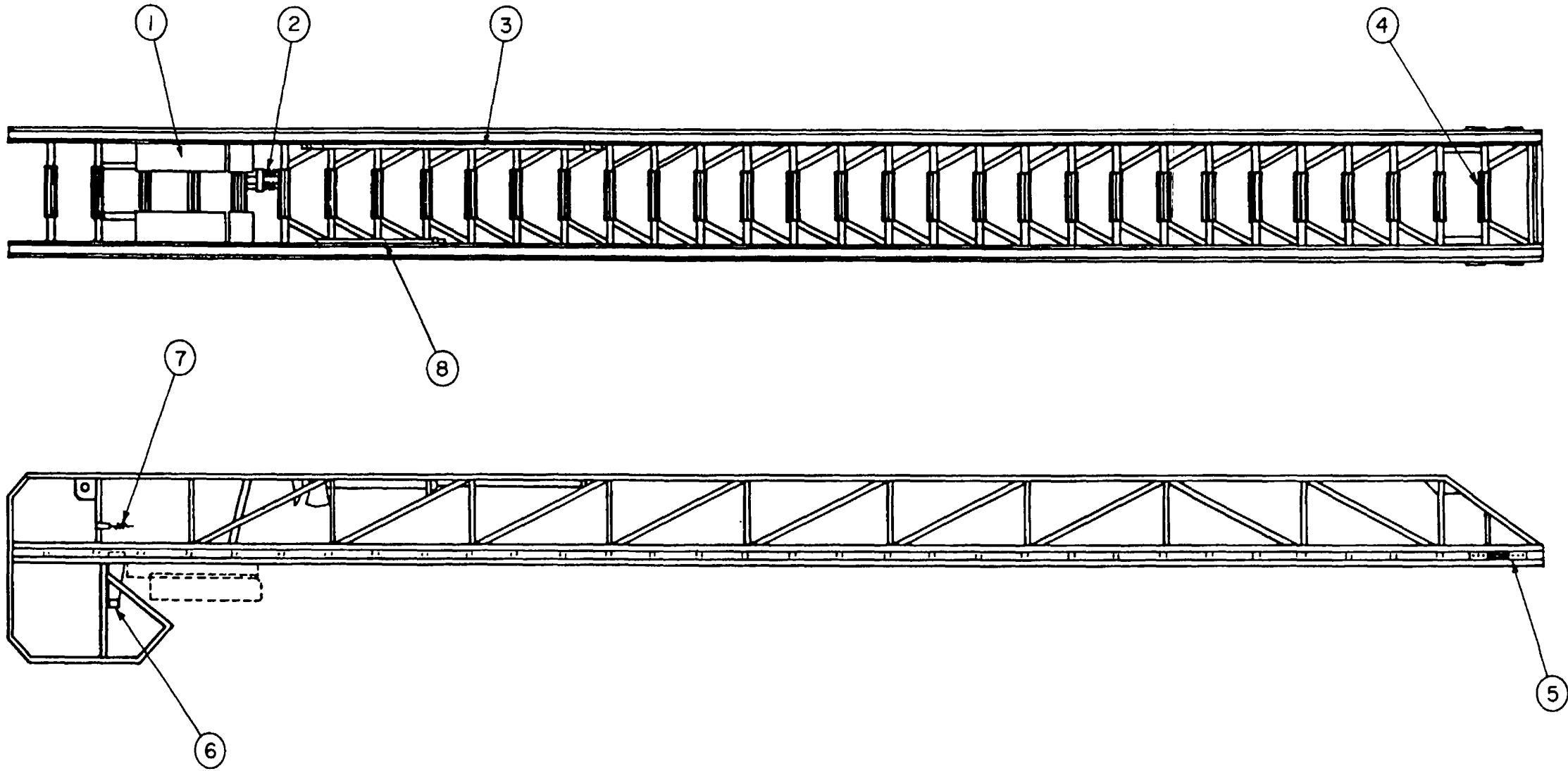


FIGURE 4-20.  
Section Three Assembly

**FOOT STEP ASSEMBLY**

<b><u>FIGURE/ INDEX NO.</u></b>	<b><u>PART NUMBER</u></b>	<b><u>DESCRIPTION</u></b>	<b><u>VENDOR MANUFACTURER</u></b>	<b><u>QTY</u></b>
4-21	18-300-1059	Foot Step Assy	Thibault	Ref.
1	18-300-1066	Foot Step	Thibault	1
2	18-300-1061	Foot Step	Thibault	1
3	18-300-1080	Guard	Thibault	1
4	18-300-1081	Guard	Thibault	1
5	3/8" Dia	Flat Washer	Commercial	2
6	13-01-013	Spring	Thibault	2
7	3/32"x3/4" Lg.	Cotter Pin	Commercial	2
8	18-400-1013	Lock	Thibault	2
9	5/16-24 NF	Elastic Stop Nut	Commercial	2
10	5/16-24 NF x 2 1/2W Lg.	Cap Screw	Commercial	2

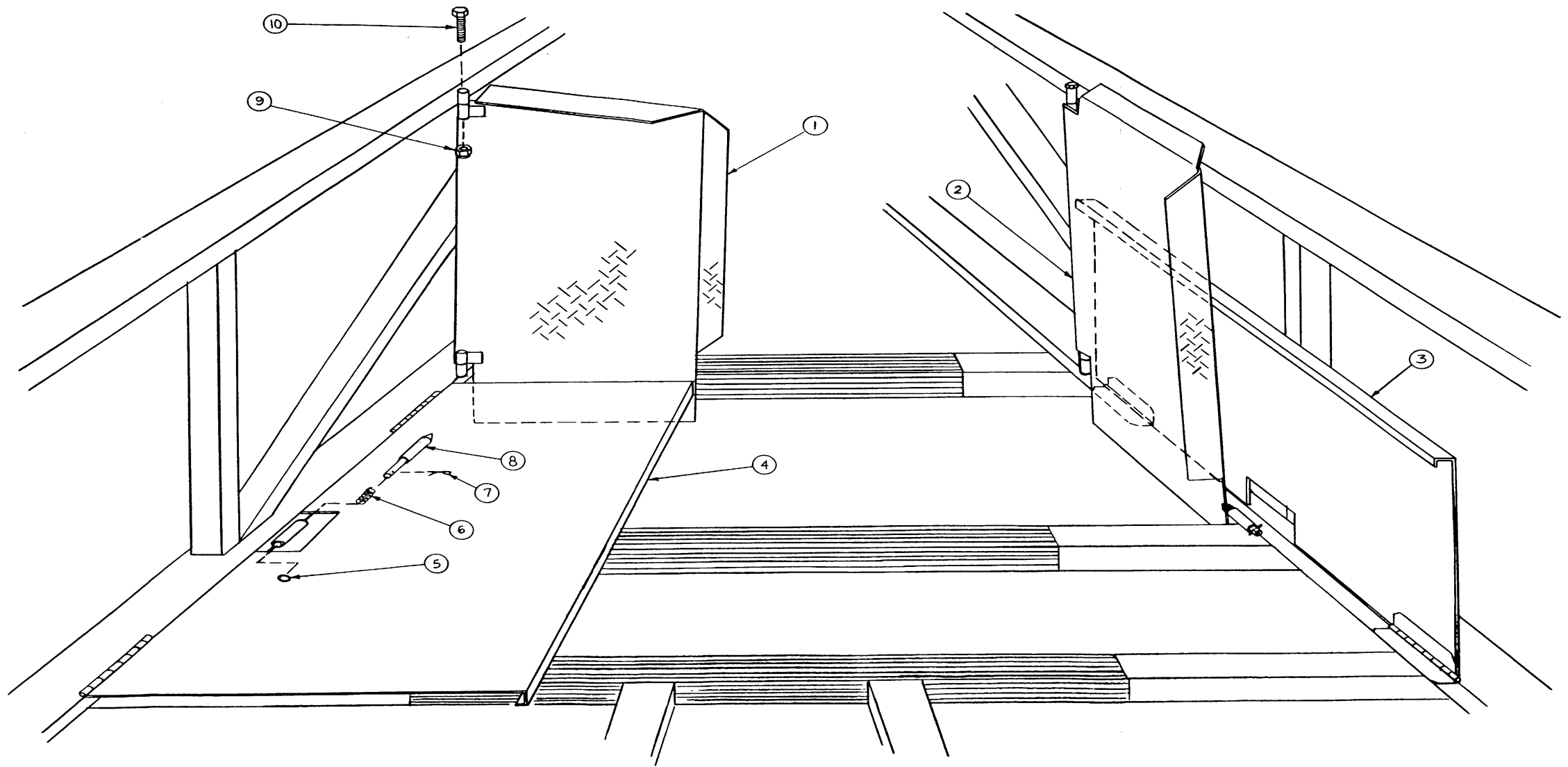


FIGURE 4-21.  
Foot Step Assembly

**WIRE COMPENSATOR ASSEMBLY**

<b><u>FIGURE/ INDEX NO.</u></b>	<b><u>PART NUMBER</u></b>	<b><u>DESCRIPTION</u></b>	<b><u>VENDOR MANUFACTURER</u></b>	<b><u>QTY</u></b>
4-22	18-60-1130	Wire Compensator Assy	Thibault	Ref.
1	18-60-1145	Guide for Block	Thibault	1
2	13-01-003	Spring	Thibault	4
3	B1416-8	Oil Bushing	Boston Gear	2
4	18-300-1414	Spring Block	Thibault	1
5	18-60-1133	Support	Thibault	1

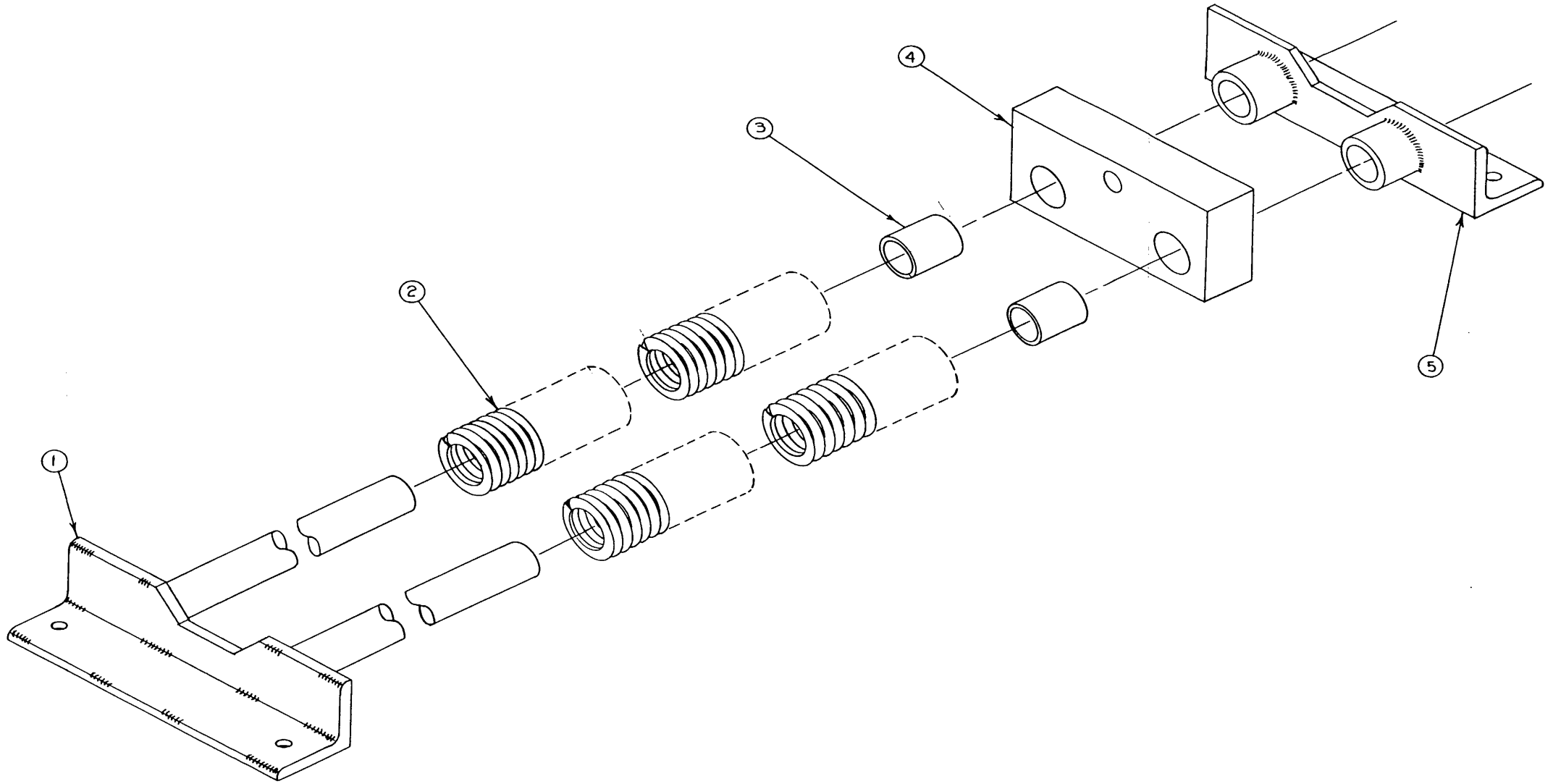


FIGURE 4-22.  
Wire Compensator Assembly

**BRACKET ASSEMBLY - PIKE POLE**

<b><u>FIGURE/ INDEX NO.</u></b>	<b><u>PART NUMBER</u></b>	<b><u>DESCRIPTION</u></b>	<b><u>VENDOR MANUFACTURER</u></b>	<b><u>QTY</u></b>
4-23	05-01-00	Bracket Assembly - Pike Pole	Thibault	Ref.
1	05-01-01RH	Pike End Support	Thibault	1
2	05-01-05	Clamp	Thibault	1
3	3/8-16 NC x 1 3/4" Lg.	Stud	Commercial	1
4	3/8-16 NC	Wing Nut	Commercial	1
5	6 ft. type FP	Fiberglass Pike Pole	Duo Safety	Ref.
6	05-01-02	Support	Thibault	1
7	05-01-03	Rubber Washer	Thibault	1

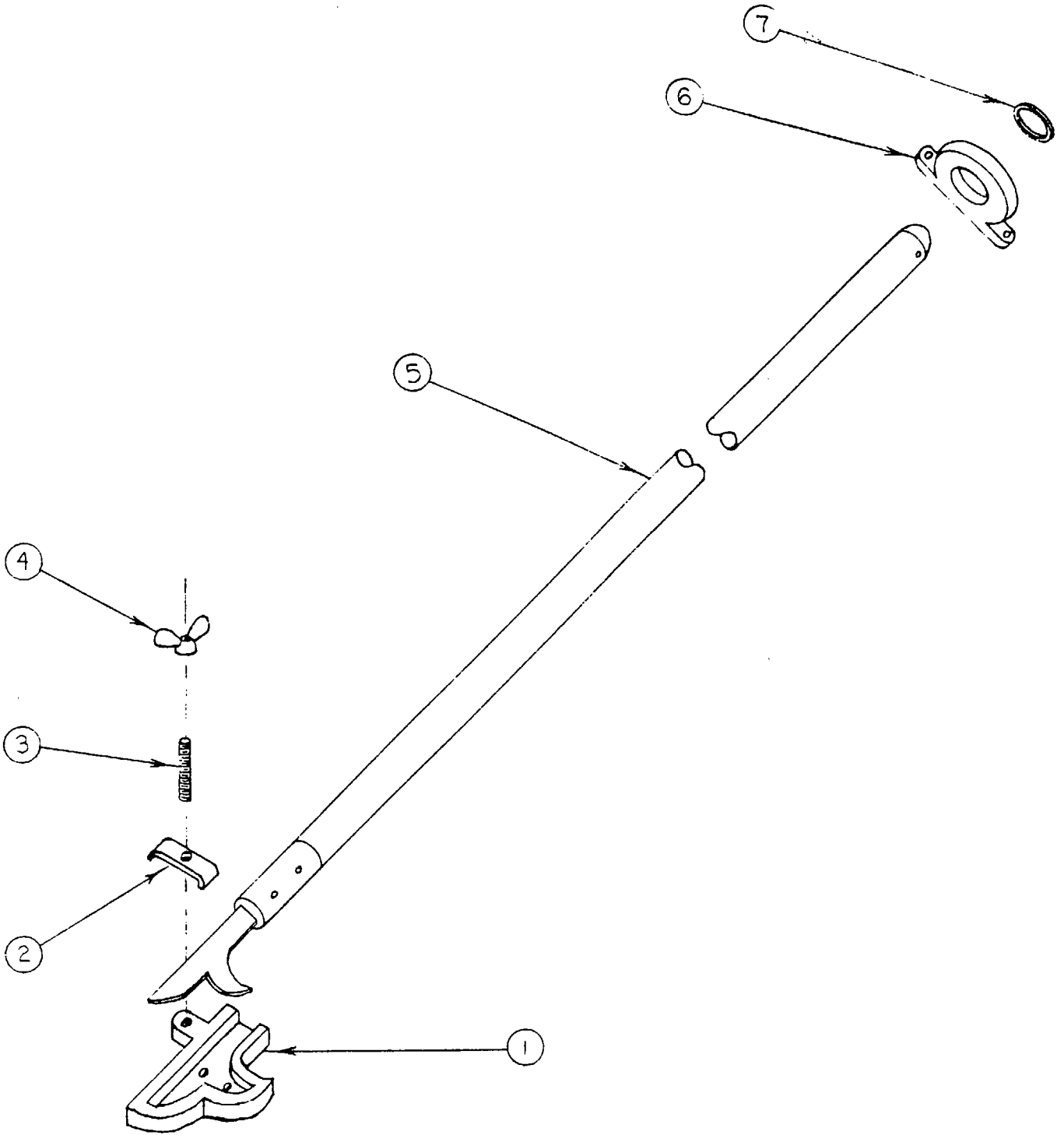


FIGURE 4-23.  
Bracket Assembly - Pike  
Pole



**NYLON SLIDE ARRANGEMENT - SECTION THREE**

<b><u>FIGURE/ INDEX NO.</u></b>	<b><u>PART NUMBER</u></b>	<b><u>DESCRIPTION</u></b>	<b><u>VENDOR MANUFACTURER</u></b>	<b><u>QTY</u></b>
4-24	18-85-300	Nylon Slide Arrangement - Section Three	Thibault	Ref.
1	5/16-18NC x 1/2" Lg.	Socket Head Cap Screw	Commercial	12
2	18-85-309	Support	Thibault	4
3	18-85-211	Nylon Slide	Thibault	8

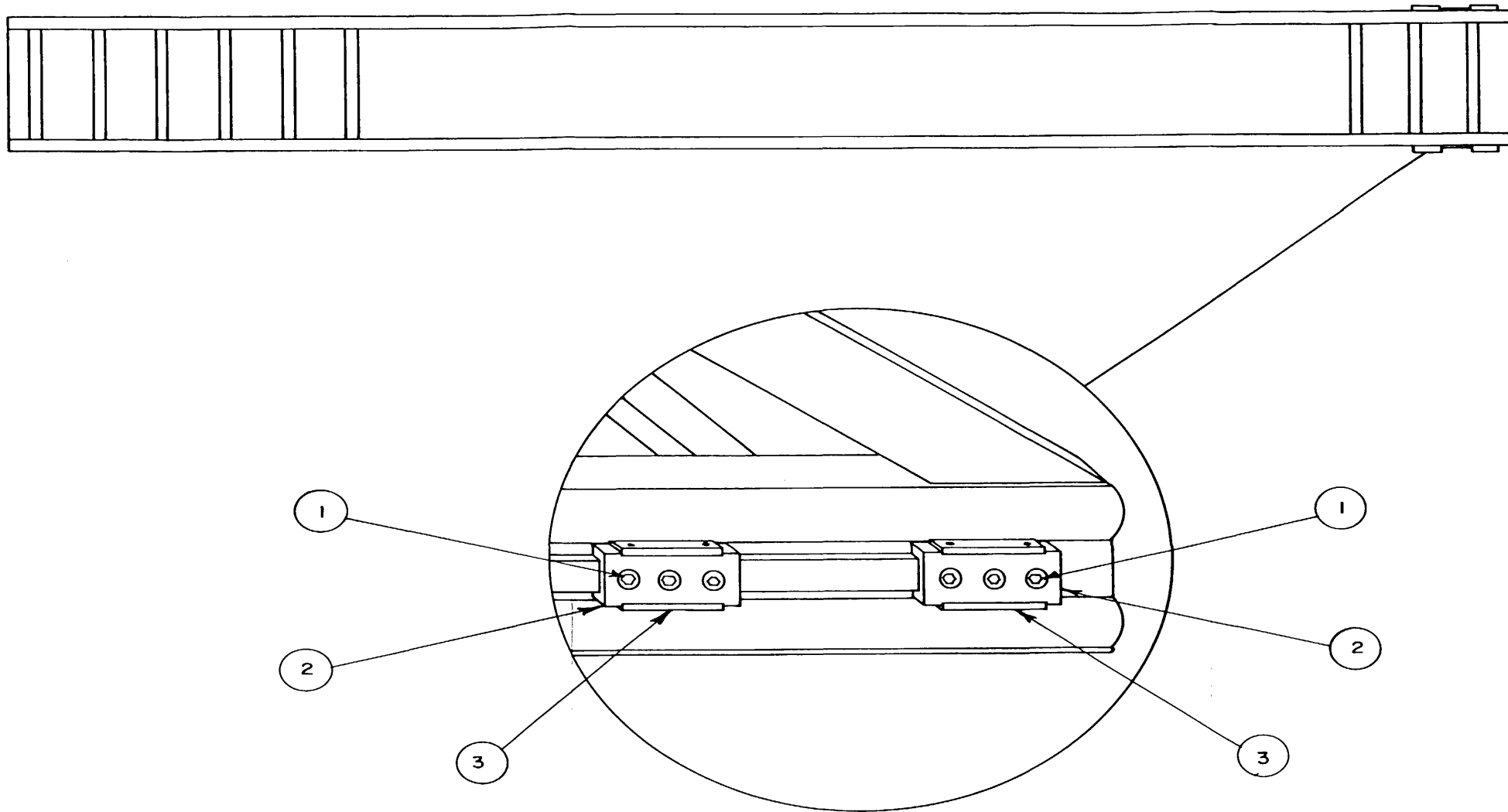


FIGURE 4-24.  
Nylon Slide Arrangement  
- Section Three

ELECTRICAL CABLE RETAINER ASSEMBLY

<u>FIGURE/ INDEX NO.</u>	<u>PART NUMBER</u>	<u>DESCRIPTION</u>	<u>VENDOR/ MANUFACTURER</u>	<u>QTY</u>
4-25	18-100-1144	Electrical Cable Retainer Assy	Thibault	Ref
1	18-100-1143	Plate	Thibault	2
2	13-02-001	Spring	Thibault	2
3	37121-16	Electrical Cable Retainer for 12 VDC	Domark	1
3	37121-14	Electrical Cable Retainer for 110 VAC	Domark	1

**-232-**

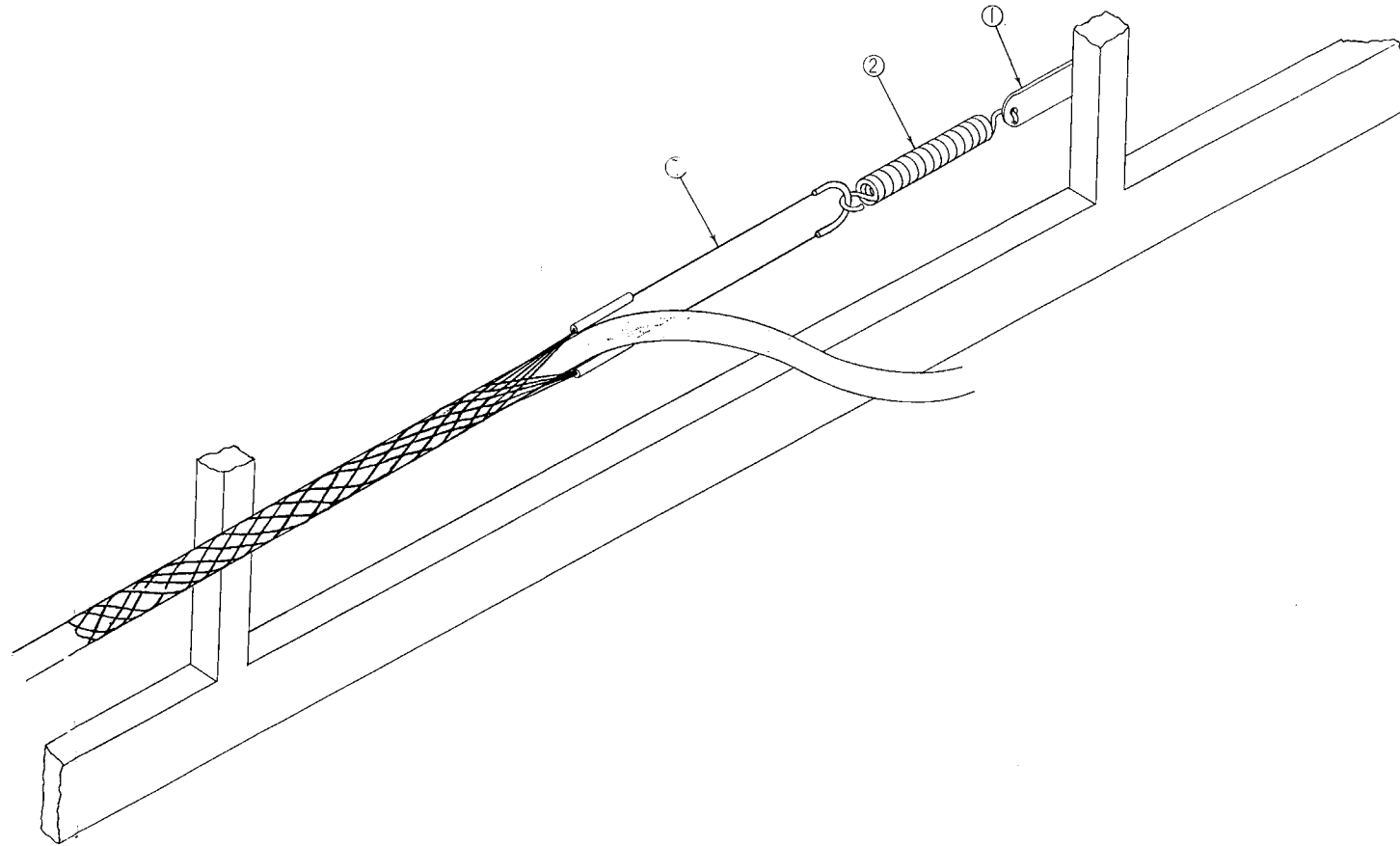


FIGURE 4-25.  
Electrical Cable  
Retainer Assembly

SUPPORT ASSEMBLY - AXE

<u>FIGURE/ INDEX NO.</u>	<u>PART NUMBER</u>	<u>DESCRIPTION</u>	<u>VENDOR/ MANUFACTUER</u>	<u>QTY</u>
4-26	05-00-00	Support Assy - Axe	Thibault	Ref
1	05-00-05	Axe Plate	Thibault	1
2	05-00-07	Axe Pick Cap	Thibault	1
3	61-2249	S Hook	Mastercraft	1
4	13-02-004	Spring	Thibault	1
5	5 lb. 31W	Axe	Edward Pole	Ref
6	05-00-09	Axe Handle Support	Thibault	1
7	05-00-01	Axe Support	Thibault	1

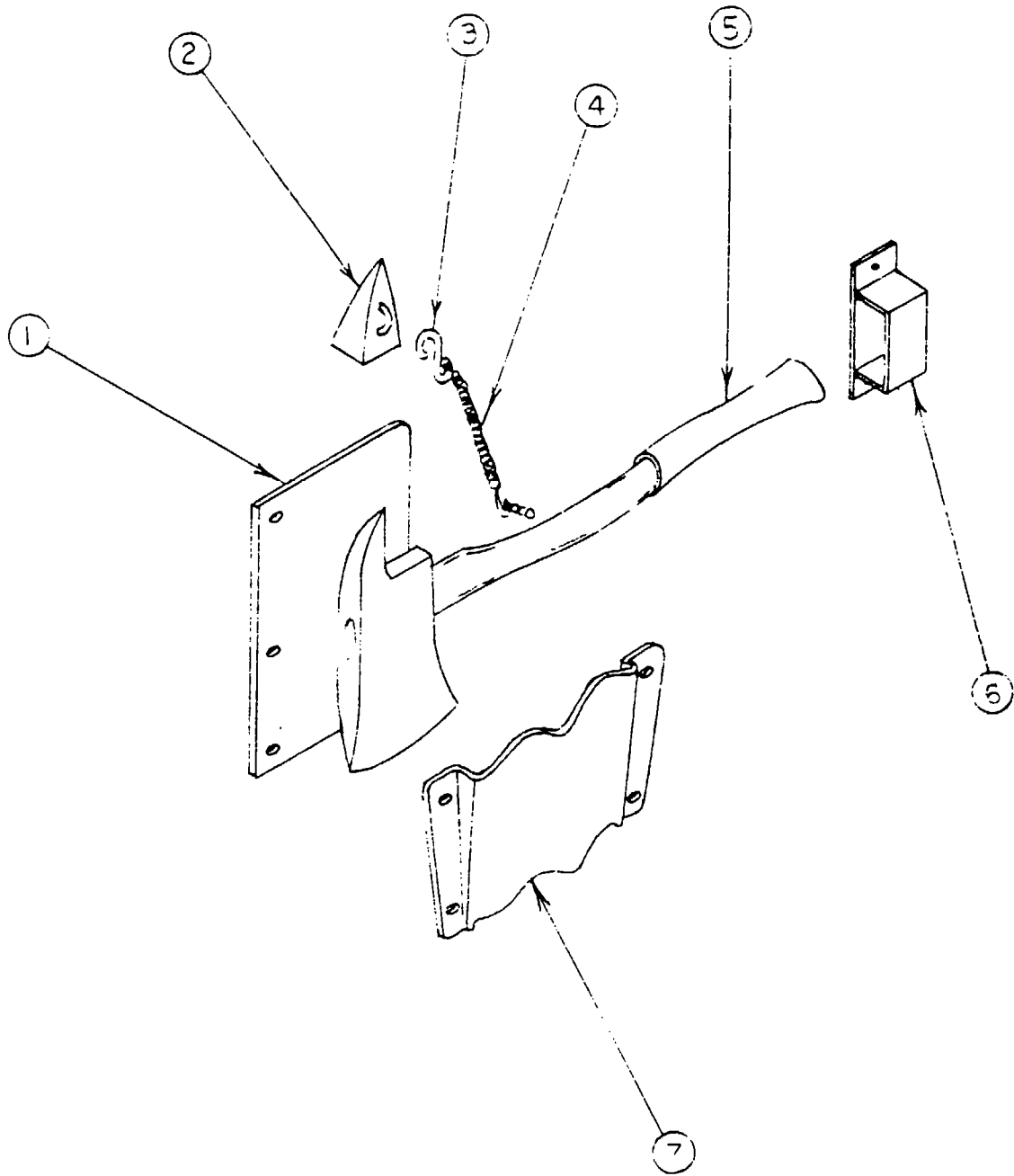


FIGURE 4-26.  
Support Assembly - Axe

OUTRIGGER ARRANGEMENT ASSEMBLY

<u>FIGURE/ INDEX NO.</u>	<u>PART NUMBER</u>	<u>DESCRIPTION</u>	<u>VENDOR/ MANUFACTURER</u>	<u>QTY</u>
4-27	18-20-1081	Outrigger Arrangement Assy	Thibault	Ref
1	18-22-1818	Jack Foot	Thibault	4
2	18-22-1203	Pin	Thibault	8
3	59-01-5100-150	Snap Ring	Thibault	32
4	18-22-1814	Jack Arm	Thibault	4
5	SM2-21-6-11	Cylinder Assy 6"	Mailhot	2
	SM2-21-4-21	Cylinder Assy 4W	Mailhot	2
6	18-22-2205-1	Pin	Thibault	4
7	18-22-1204	Pin	Thibault	4
8	18-22-1235	Jack Foot Hook Assy	Thibault	4
		Cover - Tread Plate	Thibault	4

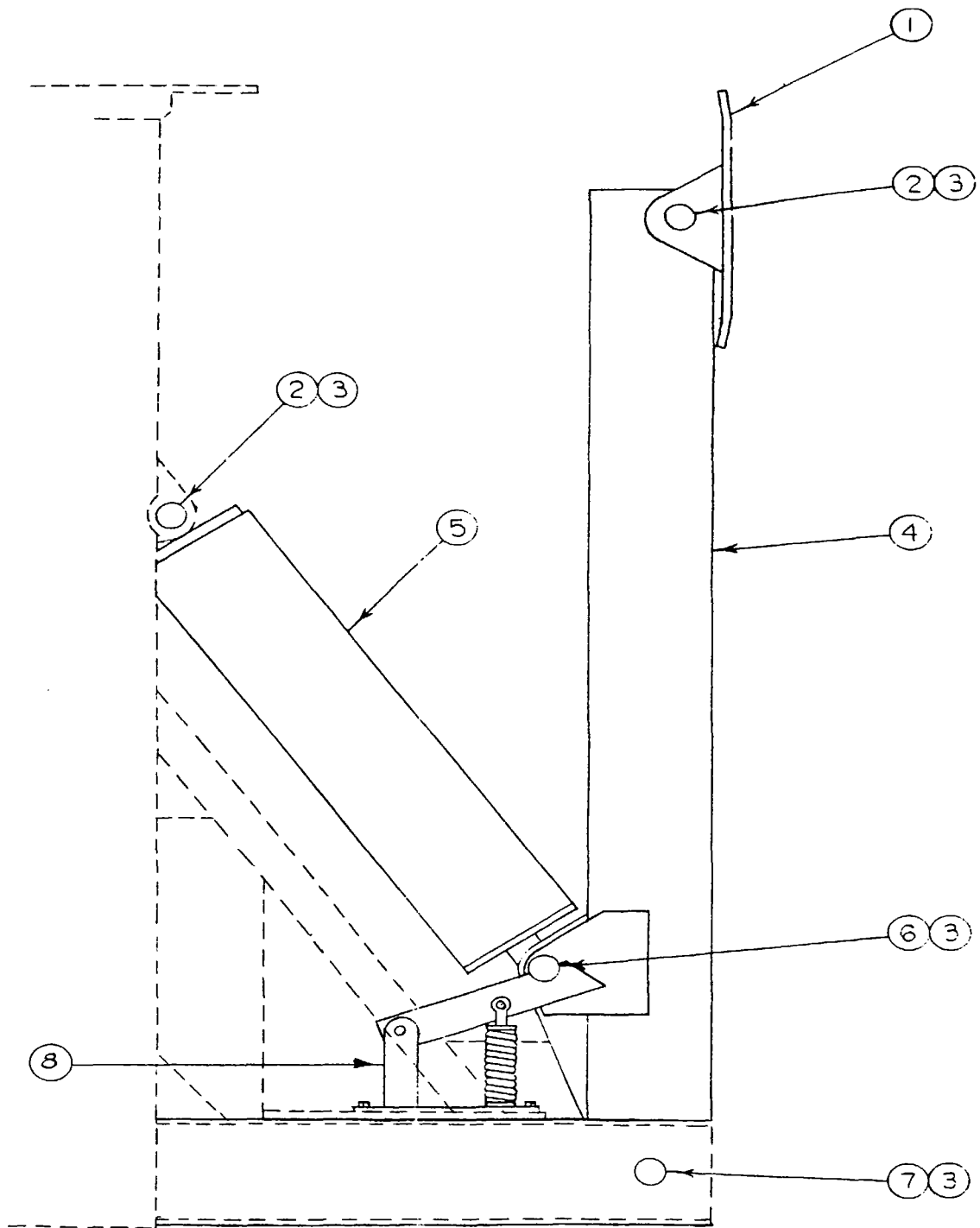


FIGURE 4-27.  
Outrigger Arrangement  
Assembly



JACK FOOT HOOK ASSEMBLY

<u>FIGURE/ INDEX NO.</u>	<u>PART NUMBER</u>	<u>DESCRIPTION</u>	<u>VEINDOR/ MANUFACTURER</u>	<u>QTY</u>
4-28	18-22-1235	Jack Foot Hook Assy	Thibault	Ref
1	18-22-1236	Hook	Thibault	4
2	1/2-2ONFX 1 3/4W Lg	Cap Screw	Commercial	16
3	1/2-20 NF	Hex Nut	Commercial	16
4	18-22-1237	Support	Thibault	4
5	1/2W Dia	Flat Washer	Commercial	4
6	18-22-1240	Spring Washer	Thibault	8
7	18-22-1241	Shaft	Thibault	4
8	13-01-003	Spring	Thibault	4

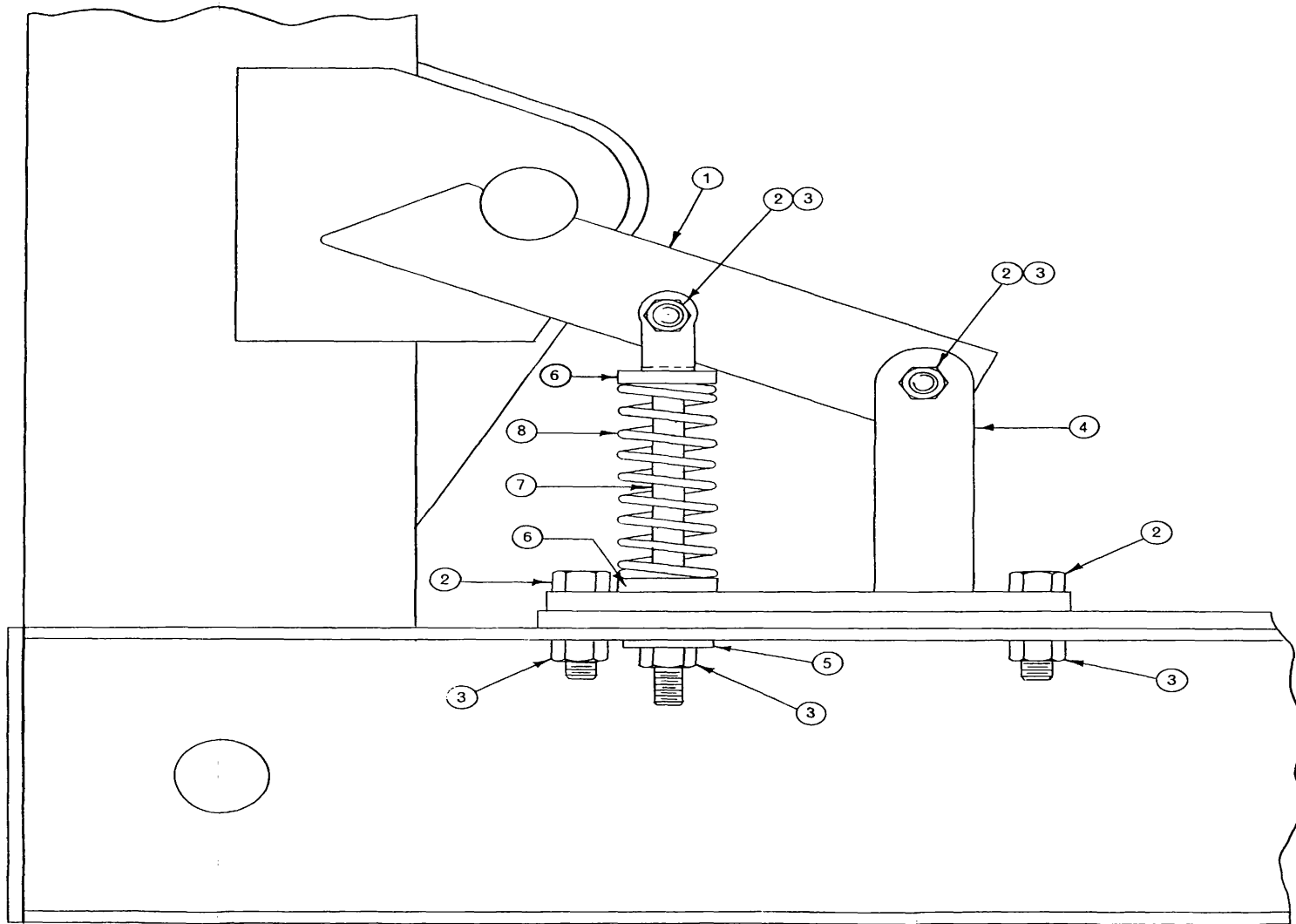


FIGURE 4-28.  
Jack Foot Hook Assembly

CYLINDER ASSEMBLY 6"

<u>FIGURE/ INDEX NO.</u>	<u>PART NUMBER</u>	<u>DESCRIPTION</u>	<u>VENDOR/ MANUFACTURER</u>	<u>QTY</u>
	SM2-21-6-21	Cylinder Assy - 6"	Mailhot Ref	

NOTE: For Parts List refer to Part 2, Volume 3,  
Tab 27 - Hydraulic.

CYLINDER ASSEMBLY 4"

<u>FIGURE/ INDEX NO.</u>	<u>PART NUMBER</u>	<u>DESCRIPTION</u>	<u>VENDOR/ MANUFACTURER</u>	<u>QTY</u>
	SM21-4-21	Cylinder Assy - 4"	Mailhot Ref	

NOTE: For Parts List refer to Part 2, Volume 3,  
Tab 27 - Hydraulic.

TURNTABLE ASSEMBLY

<u>FIGURE/ INDEX NO.</u>	<u>PART NUMBER</u>	<u>DESCRIPTION</u>	<u>VENDOR/ MANUFACTURER</u>	<u>QTY</u>
4-29	QWT 85	Turntable Assy	Thibault	Ref
1	05-12-25	Turntable Railing	Thibault	1
2	18-25-1015	Cover-Step Over Rotation Worm	Thibault	1
3	18-25-1000	Rotation Worm Assy	Thibault	1
4	QWT 85	Elevating Cylinder Assy	Thibault	1
5	18-04-1027	Ladder Support	Thibault	1
6	18-101-1025	Retaining Bolt	Thibault	4
7	18-04-1014	Lock Cover	Thibault	2
8	1/2-13 NC x 1 1/2" Lg	Allen Screw	Commercial	6
9	7/8W di.a	Lock Washer	Commercial	4
10	7/8-14 NF	Elastic Stop Nut	Commercial	4
11	18-02-1002	Trim Ring	Thibault	1
12	10-24 NC x 3/4 Lg	Round Head Cap Screw	Commercial	AR
13	No. 10	Lock Washer	Commercial	A/R
14	10-24 NC	Hex Nut	Commercial	A/R
15	1/4-20 NC x 1" Lg	Round Head Screw	Commercial	A/R
16	1/4" Dia	Lock Washer	Commercial	A/R
17	1/4-20 NC	Hex Nut	Commercial	A/R
18	18-02-1003	Arrow Alignment	Thibault	1
19	18-01-1000A	Rotation Bearing	Thibault	1
20	41 NTE 2412- 1 1/2-12 NF	Elastic Stop Nut	Commercial	2
21	18-04-1004	Pin Elevating Cylinder	Thibault	2
22	05-05-1482	Guard Foot Plate	Thibault	1

**TURNTABLE ASSEMBLY (cont'd)**

<u>FIGURE/ INDEX NO.</u>	<u>PART NUMBER</u>	<u>DESCRIPTION</u>	<u>VENDOR/ MANUFACTURER</u>	<u>QTY</u>
4-29	QWT 85	Turntable Assy	Thibault	Ref
23	3/8-16 NCx 1 1/2 Lg	Cap Screw	Commercial	6
24	18-03-1026	Pin Ladder, Retaining	Thibault	2
25	18-04-1008	Bushing-Press Fit	Thibault	1
26	1/4-20 NC x 1" Lg	Cap Screw	Commercial	4
27	05-12-26	Railing Console	Thibault	1
28	267-15-00	Elevating Cylinder Limit Switch Assy	Thibault	1
29	MUV18P5125/104	Unloader	Barmag	1
30	08-15-010	Manifold	Thibault	1
31	08-60-300A	Oil Joint Assy	Thibault	Ref
32	04-99-30A	Water Joint Assy	Thibault	Ref

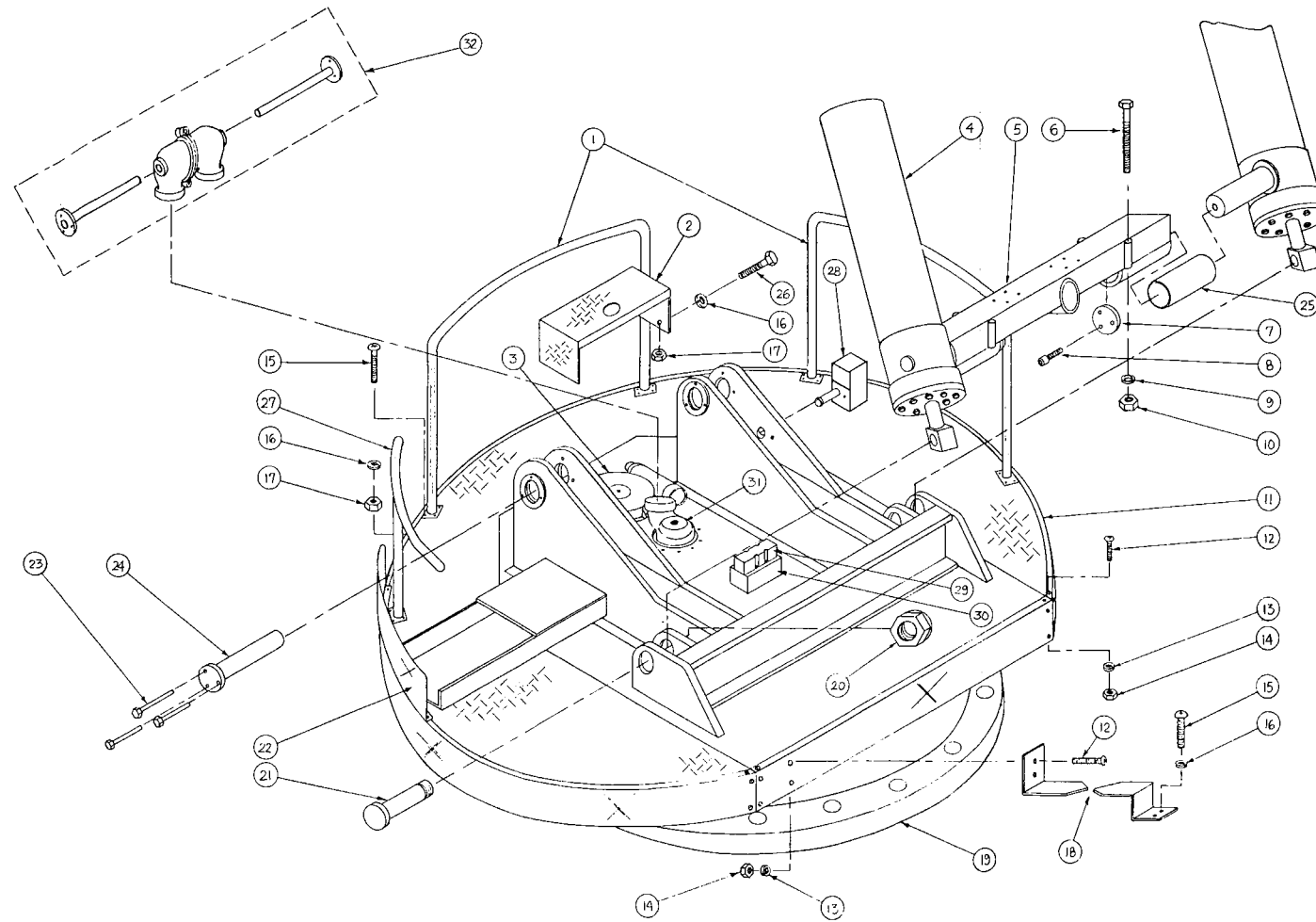


FIGURE 4-29.  
Turntable Assembly

## TURNTABLE HYDRAULIC FITTINGS

<u>FIGURE/ INDEX NO.</u>	<u>PART NUMBER</u>	<u>DESCRIPTION</u>	<u>VENDOR/ MANUFACTURER</u>	<u>QTY</u>
	1 1/4" x 1"	Reducer	Commercial	2
	1" x 2" Lg	Nipple	Commercial	2
	1"	Tee	Commercial	1
	1" x 3/8"	Reducer	Commercial	2
	1 x .083"	Hydraulic Fluid Line	Commercial	A/R
	767-FSO 1"x1"	Male Elbow 900	Imperial	2
	0200 x 4	Straight connector	Weatherhead	2
	3200 x 4 x 2	Adaptor	Weatherhead	1
	A730	Inverted Angle	Weatherhead	1
	652 x 4"	Female Branch Tee	Weatherhead	1
	48 x 4	Male Connector	Weatherhead	1
		<u>Pressure Hydraulic Conduit</u>		
	08-100-32 1"	Flex. Hyd. Unloader to Control Valve	Thibault	1
	08-100-33 1"	Flex. Hyd. Control Valve to Unloader	Thibault	1
		<u>Rotation System Conduit</u>		
	08-100-34 3/4"	Flex. Hyd. Control Valve to Rotation Motor	Thibault	1
	08-100-35 3/4"	Flex. Hyd. Rotation Motor to Control Valve	Thibault	1
		<u>Elevation System Conduit</u>		
	08-100-36 3/4"	Flex. Hyd. Control Valve to Tee	Thibault	1
	08-100-37 3/4"	Flex. Hyd. Tee to Elev. Cylinder L.H.	Thibault	1
	08-100-38 3/4"	Flex. Hyd. Tee to Elev. Cylinder R.H.	Thibault	1
	08-100-39 3/4"	Flex. Hyd. Control Valve to Tee	Thibault	1
	08-100-40 3/4"	Flex. Hyd. Tee to Elev. Cylinder Lock L.H.	Thibault	1



TURNTABLE HYDRAULIC FITTINGS (cont'd)

<u>FIGURE/ INDEX NO.</u>	<u>PART NUMBER</u>	<u>DESCRIPTION</u>	<u>VENDOR/ MANUFACTURER</u>	<u>QTY</u>
<u>Elevation System Conduit (cont'd)</u>				
	08-100-41 3/4"	Flex Hyd. Tee to Elev. Cylinder Lock R.H.	Thibault	1
	08-100-42 1/4"	Flex. Hyd. Elev. Cylinder Lock L.H. to Tee	Thibault	1
	08-100-43 1/4"	Flex. Hyd. Elev. Cylinder Lock R.H. to Tee	Thibault	1
<u>Extension System Conduit</u>				
	08-100-44 3/4"	Flex. Hyd. Control Valve to Extension Motor	Thibault	1
	08-100-45 3/4"	Flex. Hyd. Extension Motor to Control Valve	Thibault	1
	08-100-46 3/8"	Flex. Hyd. Central Oil Joint to Extension Motor	Thibault	1
<u>Pressure Line Conduit</u>				
	08-100-47 1/4"	Flex. Hyd. Control Valve to Pressure Gauge	Thibault	1
	08-100-48 1/4"	Flex. Hyd. Elev. Cylinder Lock to Pressure Switch	Thibault	1
	08-100-49 1/4"	Flex. Hyd. Pressure Switch to Pressure Gauge	Thibault	1
	08-100-50 1/4"	Flex. Hyd. Unloader to Control Valve	Thibault	1

TURNTABLE HYDRAULIC FITTINGS (cont'd)

<u>FIGURE/ INDEX NO.</u>	<u>PART NUMBER</u>	<u>DESCRIPTION</u>	<u>VENDOR/ MANUFACTURER</u>	<u>QTY</u>
		<u>Turntable Hydraulic Fittings</u>		
		<u>Pump Location</u>		
	PL1-10-10 P10	Pump Flange	Vickers	1
	PL1-16-16 P10	Pump Flange	Vickers	1
		Nipple 1 1/4" x 3 1/2" Lg	Commercial	1
		Nipple 2 x 3" Lg	Commercial	1
		Union 2"	Commercial	1
86803		Elbow	Gates	1
		<u>Outrigger Control R.H. Location</u>		
		Reducer 1/2 x 3/4	Commercial	1
86795		Elbow 90 degree	Gates	1
86729		Straight connector	Gates	1
86723		Straight Connector	Gates	2
		<u>Outrigger Control L.H. Location</u>		
		Reducer 3/8 x 1	Commercial	1
		Tee 1"	Commercial	2
		Tee 3/4"	Commercial	1
		Close Nipple 1"	Commercial	1
		Close Nipple 3/4"	Commercial	1
		Close Nipple 1/2"	Commercial	1
		Nipple 3/4" x 4 1/2" Lg	Commercial	1
		Cross Connector 1/2 Lg	Commercial	1
		Reducer 1" x 3/4"	Commercial	2
		Reducer 1/2" x 3/4"	Commercial	2
		Reducer 1/4" x 1/2"	Commercial	1
768	3/4 x 3/4	Connector Male	Imperial	1

TURNTABLE HYDRAULIC FITTINGS (cont'd)

<u>FIGURE/ INDEX NO.</u>	<u>PART NUMBER</u>	<u>DESCRIPTION</u>	<u>VENDOR/ MANUFACTURER</u>	<u>QTY</u>
		<u>Turntable Hydraulic Fittings (cont'd)</u>		
		<u>Outrigger Control L.H. Location (cont'd)</u>		
	768 1 x 1	Female Straight Connector	Imperial	3
	769 1 x 1	Elbow 90 degree	Imperial	1
	769 3/4 x 3/4	Elbow 90 degree	Imperial	3
	769 5/8 x 1/2	Elbow 90 degree	Imperial	2
	86801	Elbow 90 degree	Gates	1
	86723	Male Straight Connector	Gates	2
	86791	Male Elbow	Gates	3
	86792	Male Elbow	Gates	1
		Close Nipple 3/8"	Commercial	1
		Elbow 90 degree Brass 3/8W	Commercial	1
	86802	Elbow 90 degree	Gates	1
	86734	Straight Connector	Gates	1
		Elbow 90 degree Female 1"	Commercial	1
	3350 x 4	Male 45 degree	Commercial	1
	46 x 4 x 4	Male Female Connector	Commercial	1
	69 x 4	Elbow 90 degree Male	Commercial	1
	3750 x 4	Male Female Tee	Commercial	2
	63 x 6	Check Valve	Commercial	2
	66 x 4	Adaptor	Commercial	1
	S1000 H	Elbow 90 degree Female	Fairview	1
		<u>Hydraulic Tank Location</u>		
		Close Nipple 3/4'	Commercial	2
	86798	Coude	Commercial	1
	246-102-3/4 NPT	Magnetic Plug	Commercial	1
		Close Nipple 2"	Commercial	1

TURNTABLE HYDRAULIC FITTINGS (cont'd)

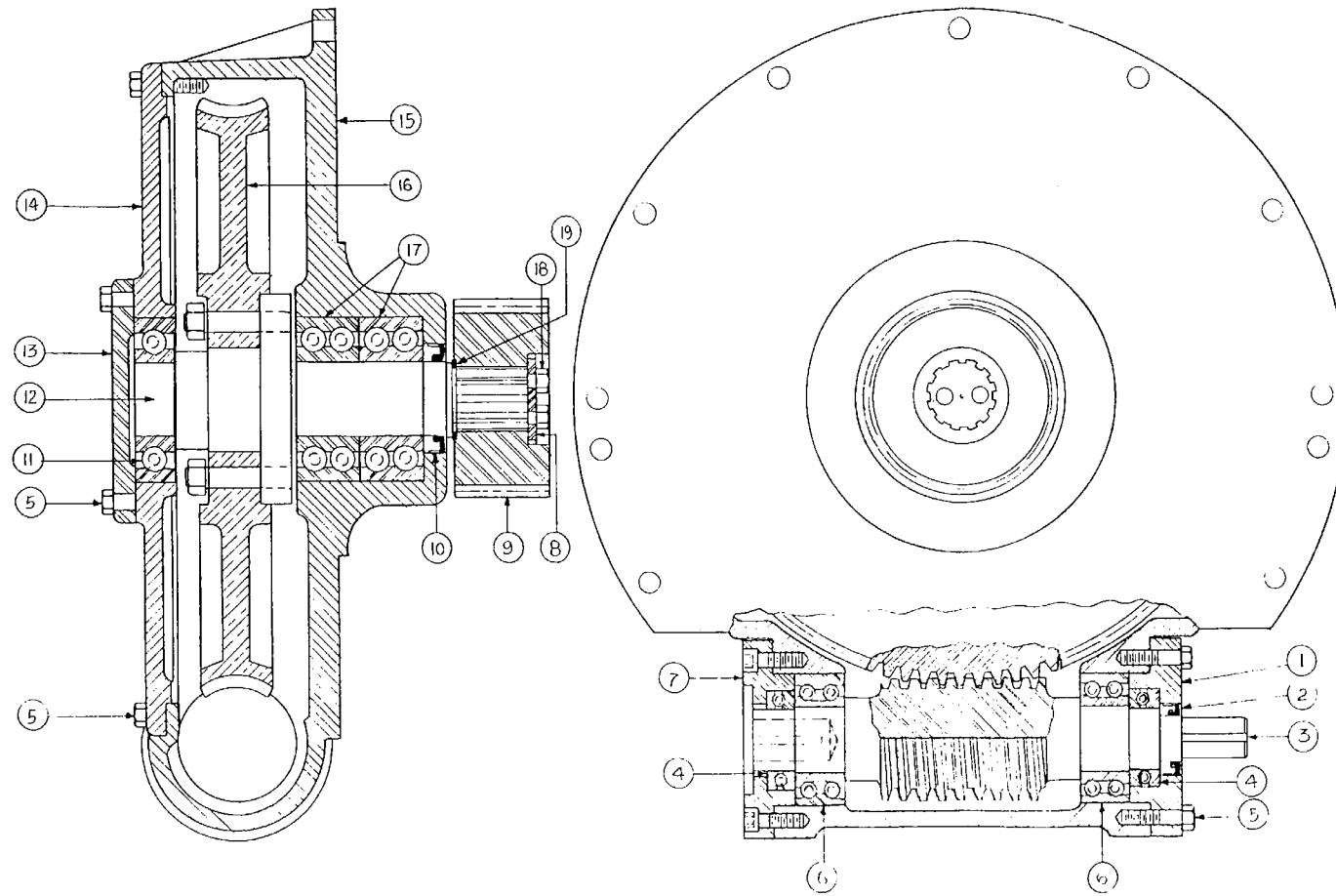
<u>FIGURE/ INDEX NO.</u>	<u>PART NUMBER</u>	<u>DESCRIPTION</u>	<u>VENDOR/ MANUFACTURER</u>	<u>QTY</u>
	<u>Turntable Hydraulic Fittings (cont'd)</u>			
	<u>Hydraulic Tank Location (cont'd)</u>			
		Union Elbow 90 deg. 1 1/4" Commercial		1
		Close Nipple 1 1/4"	Commercial	2
		Cross Connector 1 1/4"	Commercial	1
		Reducer 3/4" x 1 1/4"	Commercial	1
		Reducer 1" x 1 1/4"	Commercial	1
		Reducer 1 1/4" x 1 1/2"	Commercial	2
		Elbow 45 deg. x 1 1/4 x 1 1/2	Commercial	1
		Nipple 1 1/4 x 3 1/2	Commercial	1
	86803	Elbow 90 degree	Gates	1
	86776	Elbow 45 degree	Gates	2
	86798	Elbow 90 degree	Gates	1
	86775	Elbow 90 degree	Gates	1
	86791	Elbow 90 degree	Gates	2
		<u>Hydraulic Conduit</u>		
		Extra Heavy Black Tubing 1 1/4"	Lyman Tube	A/R
	08-100-10	Flex. Hyd. Low Press Hose for Suction Tank to Pump	Thibault	1
	08-100-11	Flex Hyd. Hi-Press Pump to LH Jack Control	Thibault	1
	08-100-12	Flex Hyd. Hi-Press Control Jacks to Press. Center Joint	Thibault	1
	08-100-13	Flex Hyd. Hi-Press Center Joint to Filter	Thibault	1
	08-100-14	Flex Hyd. Hi-Press Jack Congrol LH to Filter	Thibault	1

TURNTABLE HYDRAULIC FITTINGS (cont'd)

<u>FIGURE/ INDEX NO.</u>	<u>PART NUMBER</u>	<u>DESCRIPTION</u>	<u>VENDOR/ MANUFACTURER</u>	<u>QTY</u>
<u>Turntable Hydraulic Fittings (cont'd)</u>				
<u>Hydraulic Conduit (cont'd)</u>				
08-100-15		Flex Hyd. Hi-Press Jack Control RH to Filter	Thibault	1
08-100-16		Flex Hyd. Hi-Press Jack Control LH to RH	Thibault	1
08-100-17		Flex Hyd. Hi-Press From Tee to Rear Jack	Thibault	4
08-100-28		Flex Hyd. Hi-Press From Tee to Front Jack	Thibault	4
08-100-19		Flex Hyd. Hi-Press Pump Manual to Pressure LH Jack Control	Thibault	1
08-100-20		Flex Hyd. Hi-Press Pump 12 V to Pressure	Thibault	1
08-100-21		Flex Hyd. Hi-Press Suction to Pump Manual	Thibault	1
08-100-22		Flex Hyd. Hi-Press Suction to 12 V pump	Thibault	1
08-100-23		Flex Hyd. Med-Press Pressure to Gauge	Thibault	1
08-100-24		Flex Hyd. Med-Press Filter to By-Pass Tank Valve	Thibault	1
08-100-18		Flex Hyd. Hi-Press LH Jack Control to Tee	Thibault	1

ROTATION WORM ASSEMBLY

<u>FIGURE/ INDEX NO.</u>	<u>PART NUMBER</u>	<u>DESCRIPTION</u>	<u>VENDOR/ MANUFACTURER</u>	<u>QTY</u>
4-30	18-25-1000	Rotation Worm Assy	Thibault	Ref
1	18-25-1005	Bearing Cover	Thibault	1
2	18314	Oil Seal	Commercial	1
3	18-25-1003	Worm Shaft	Thibault	1
4	0-12	Thrust Ball Bearing	S.K.F.	2
5	3/8-16 NC 1 ¼	Hex Cap Screw	Commercial	28
6	3208	Bearing	S.K.F.	1
7	18-25-1004	Bearing Cover	Thibault	1
8	18-25-1009	Gear Retainer	Thibault	1
9	18-25-1008	Gear	Thibault	1
10	176	Oil Seal	Commercial	1
11	6309	Bearing	S.K.F.	1
12	18-25-1007	Shaft Worm Gear	Thibault	1
13	18-25-1010	Cover	Thibault	1
14	18-25-1002	Casing Cover	Thibault	1
15	18-25-1001	Worm Casing	Thibault	1
16	18-25-1006	Worm Gear	Thibault	1
17	5309	Bearing	S.K.F.	2
18	3/8-24 NF x 1	Cap Screw	Commercial	2
19	5100-162	Snap Ring	Commercial	1



**FIGURE 4-30.**  
*Rotation Worm Assembly*

ELEVATING CYLINDER ASSEMBLY

<u>FIGURE/ INDEX NO.</u>	<u>PART NUMBER</u>	<u>DESCRIPTION</u>	<u>VENDOR/ MANUFACTURER</u>	<u>QTY</u>
	QWT 85	Elevating Cylinder Assy	Thibault	Ref
	08-34-800 R	Cylinder Assy - Right	Thibault	1
	08-34-800 L	Cylinder Assy - Left	Thibault	1



CYLINDER ASSEMBLY - RIGHT

<u>FIGURE/ INDEX NO.</u>	<u>PART NUMBER</u>	<u>DESCRIPTION</u>	<u>VENDOR/ MANUFACTURER</u>	<u>QTY</u>
4-31	08-34-800 R	Cylinder Assy - Right	Thibault	Ref
1	1/8"Dia x 1 1/2" Lg	Cotter Pin	Commercial	1
2	5/8-12 NF	Castleated Nut	Commercial	1
3	1/4" x 1 5/8"	Bitan Cup	Thibault	2
4	08-31-705	Flange	Thibault	2
5	08-36-703	Shaft	Thibault	1
6	08-34-801 R	Cylinder Shell	Thibault	1
7	5000-3(X)	Snap Ring	Commercial	1
8	15-234	"O" Ring	Commercial	2
9	15-262	"O" Ring	Commercial	2
10	5/8-11 NC x 1 3/4" Lg	Cap Screw	Commercial	15
11	804 3" x 3 3/4"	Packing Set	Thibault	1
12	08-31-751	Cylinder Block	Thibault	1
13	1688	Alemite 1/8 x 45 degree	Commercial	1
14	08-31-702	Bushing	Thibault	1
15	08-36-706	Gland	Thibault	1
16	08-36-720	Spacer	Thibault	1
17	08-36-711	Bushing	Thibault	1
18	15-223	"O" Ring	Commercial	3
19	08-30-707	Piston	Thibault	1
■ 20	1E15-P6-12G-30S	Overcenter Valve	Fluid Control Inc	1
21	15-266	"O" Ring	Commercial	1
22	08-36-702	Cylinder Cap	Thibault	1

**Change 1 -254-**

CYLINDER ASSEMBLY - LEFT

<u>FIGURE/ INDEX NO.</u>	<u>PART NUMBER</u>	<u>DESCRIPTION</u>	<u>VENDOR/ MANUFACTURER</u>	<u>QTY</u>
4-31	08-34-800 L	Cylinder Assy - Left	Thibault	Ref
1	1/8" Dia x 1 1/2"Lg	Cotter Pin	Commercial	1
2	1 5/8-12 MF	Castleated Nut	Commercial	1
3	7 1/4" x 1 5/8"	Bitan Cup	Thibault	2
4	08-31-705	Flange	Thibault	2
5	08-36-703	Shaft	Thibault	1
6	08-34-801 L	Cylinder Shell	Thibault	1
7	5000-300	Snap Ring	Commercial	1
8	15-234	"O" Ring	Commercial	2
9	15-262	"O" Ring	Commercial	2
10	5/8-11NC x 1 3/4" Lg	Cap Screw	Commercial	15
11	804 3" x 3 1/4"	Packing Set	Thibault	1
12	08-31-751	Cylinder Block	Thibault	1
13	1688	Alemite 1/8 x 45 degree	Commercial	1
14	08-31-702	Bushing	Thibault	1
15	08-36-706	Gland	Thibault	1
16	08-30-720	Spacer	Thibault	1
17	08-36-711	Bushing	Thibault	1
18	15-223	"O" Ring	Commercial	3
19	08-30-707	Piston	Thibault	1
20	1E 15-P6-12G-30S	Overcenter Valve	Fluid Control Inc	1
21	15-266	"O" Ring	Commercial	1
22	08-36-702	Cylinder Cap	Thibault	1

**Change 1 -255-**

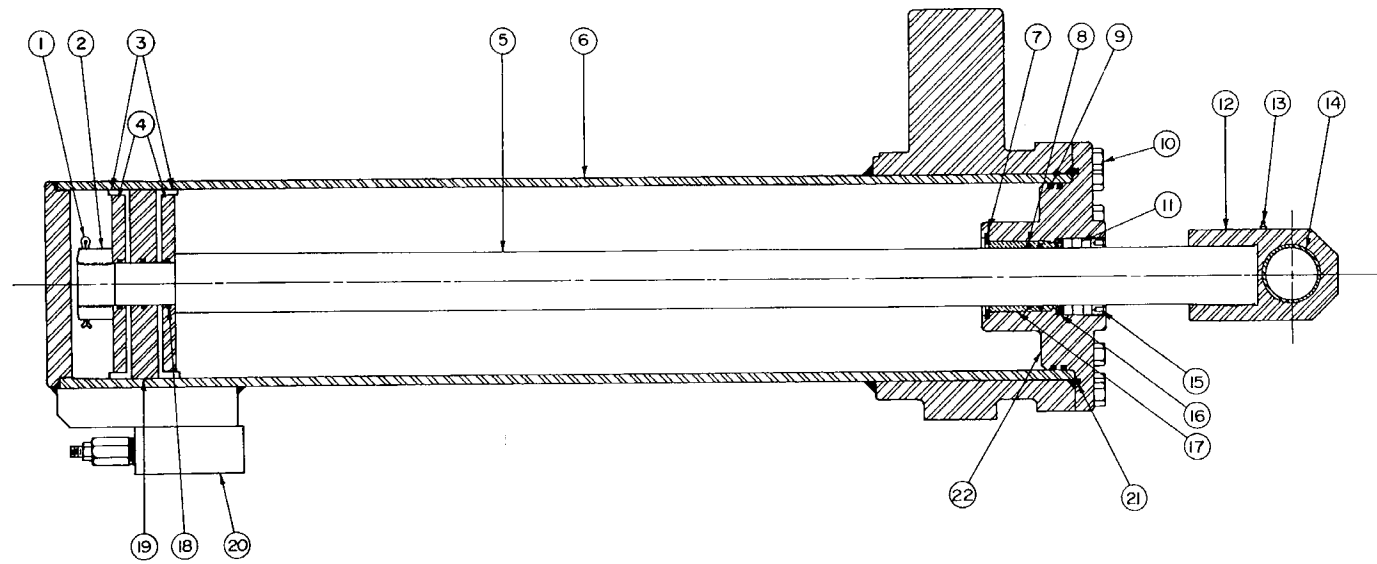


FIGURE 4-31.  
Cylinder Assembly

OVERCENTER VALVE

<u>FIGURE/ INDEX NO.</u>	<u>PART NUMBER</u>	<u>DESCRIPTION</u>	<u>VENDOR/ MANUFACTURER</u>	<u>QTY</u>
	1E15-P-6-12G-305	Overcenter Valve	Fluid Control Inc	Ref

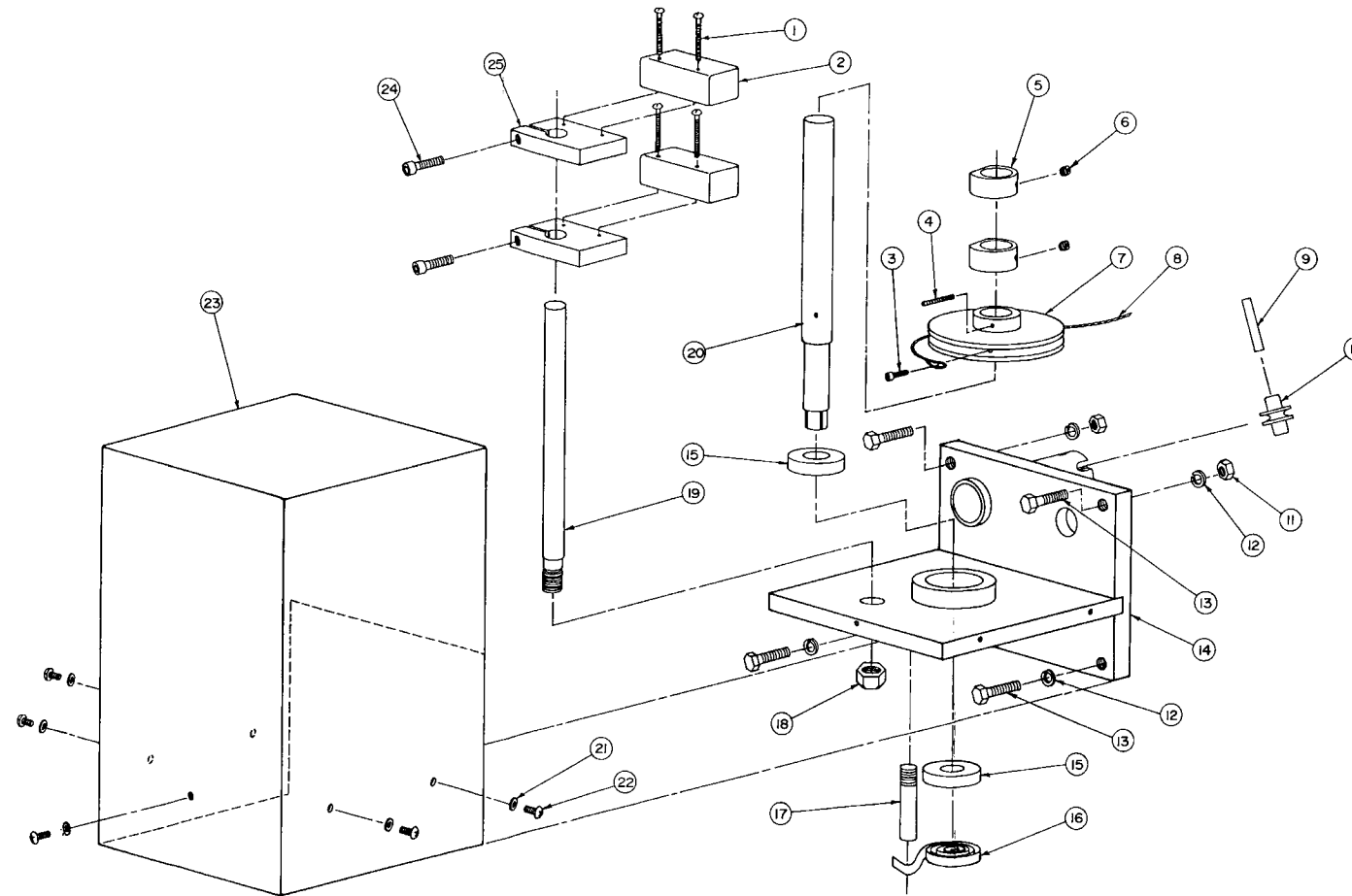
NOTE: For illustration refer to Part 2,  
Volume 3, Tab 22.

ELEVATING CYLINDER LIMIT SWITCH  
SYSTEM ASSEMBLY

<u>FIGURE/ INDEX NO.</u>	<u>PART NUMBER</u>	<u>DESCRIPTION</u>	<u>VENDOR/ MANUFACTURER</u>	<u>QTY</u>
4-32	267-15-000	Elevating Cylinder Limit Switch System Assy	Thibault	Ref
1	6-32NC x 1" Lg	Round Head Mac Screw	Commercial	4
2	BZ-3YT	Micro-Switch	Honeywell	2
3	10-24NC x 1/2" Lg	Socket Head Cap Screw	Commercial	1
4	1/8" Dia x 1" Lg	Rolled Pin	Commercial	1
5	267-15-003	Cam	Thibault	2
6	1/4-20NC x 1/4" Lg	Allen Set Screw	Commercial	2
7	267-15-002	Pulley	Thibault	1
8	267-15-015	Cable	Thibault	1
9	267-15-014	Shaft	Thibault	1
10	267-15	Pulley	Thibault	1
11	3/8-16 NC	Hex Nut	Commercial	2
12	3/8" Dia	Lock Washer	Commercial	2
13	3/8-16NC x 1 1/2" Lg	Cap Screw	Commercial	4
14	267-15-008	Support Assy	Thibault	1
15	6303-22	Ball Bearing	SKF	2
16	13-06-002	Spring	Thibault	1
17	267-15-007	Pin	Thibault	1
18	1/2-13NC	Elastic Stop Nut	Commercial	1
19	267-15-004	Shaft	Thibault	1
20	267-15-001	Shaft	Thibault	1
21	No. 10	Lock Washer	Commercial	5

ELEVATING CYLINDER LIMIT SWITCH  
SYSTEM ASSEMBLY (cont'd)

<u>FIGURE/ INDEX NO.</u>	<u>PART NUMBER</u>	<u>DESCRIPTION</u>	<u>VENDOR/ MANUFACTURER</u>	<u>QTY</u>
22	10-24NC x 1/2" Lg	Round Head Mac. Screw	Commercial	5
23	267-15-006	Box	Thibault	1
24	1/4-20NC x 3/4"	Socket Head Cap Screw	Commercial	2
25	267-15-005	Micro-Switch Support	Thibault	2



**FIGURE 4-32.**  
*Elevating Cylinder Limit  
Switch System Assembly*

UNLOADER

<u>FIGURE/ INDEX NO.</u>	<u>PART NUMBER</u>	<u>DESCRIPTION</u>	<u>VENDOR/ MANUFACTURER</u>	<u>QTY</u>
	MUV18P5125/ 104	Unloader	Barmag	Ref

NOTE: For illustration refer to Part 2,  
Volume 3, Tab 21.



LADDER CONTROL CONSOLE ASSEMBLY

<u>FIGURE/ INDEX NO.</u>	<u>PART NUMBER</u>	<u>DESCRIPTION</u>	<u>VENDOR/ MANUFACTURER</u>	<u>QTY</u>
4-33	267-01-080	Ladder Control Console Assy	Thibault	Ref
1	267-01-081	Box	Thibault	1
2	267-01-082	Upper Box	Thibault	1
3	267-01-083	Access Plate	Thibault	1
4	267-01-085	Upper Control Panel Assy	Thibault	1
5	267-01-085	Lower Control Panel Assy	Thibault	1
6	267-01-086	Regulator Current Support	Thibault	1
7	18-06-1010	Elevation and Extension Dial Assy	Thibault	1
8	267-01-087	Interior Light Bracket	Thibault	1
9	62011	Light	Grote	1
10	267-01-088	Pressure Switch Bracket	Thibault	1
11	267-01-089	Bracket	Thibault	2
12	267-01-090	Panel Breaker	Thibault	1
13	49-800-20	Latch Hook	Thibault	2
14	MEV/MHV/MD 12PSBFA-95/12V	Control Valve	Barmag	Ref
15	267-01-091	Door	Thibault	2
16	4890	Latch	Faucher	2
17	6216 1/4"x1/2W	Rubber Gasket	Faucher	A/R
18	267-01-092	Cap	Thibault	1
19	1/4-20NC x 2" Lg	Cap Screw	Commercial	A/R
20	1/4' Dia	Lock Washer	Commercial	A/R
21	1/4-20NC	Hex Nut	Commercial	A/R
22	10-24NC x 1" Lg	Round Head Cap Screw	Commercial	A/R

LADDER CCNTROL CONSOLE ASSEMBLY (cont'd)

<u>FIGURE/ INDEX NO.</u>	<u>PART NUMBER</u>	<u>DESCRIPTION</u>	<u>VENDOR/ MANUFACTURER</u>	<u>QTY</u>
4-33	267-01-080	Ladder Control Console Assy	Thibault	Ref
23	10-24NC x 1 1/2" Lg	Round Head Cap Screw	Commercial	A/R
24	NO. 10	Lock Washer	Commercial	A/R
25	10-24NC	Hex Nut	Commercial	A/R
26	1/4-20NC x 1" Lg	Cap Screw	Commercial	A/R
27		Pop Rivet	Commercial	5

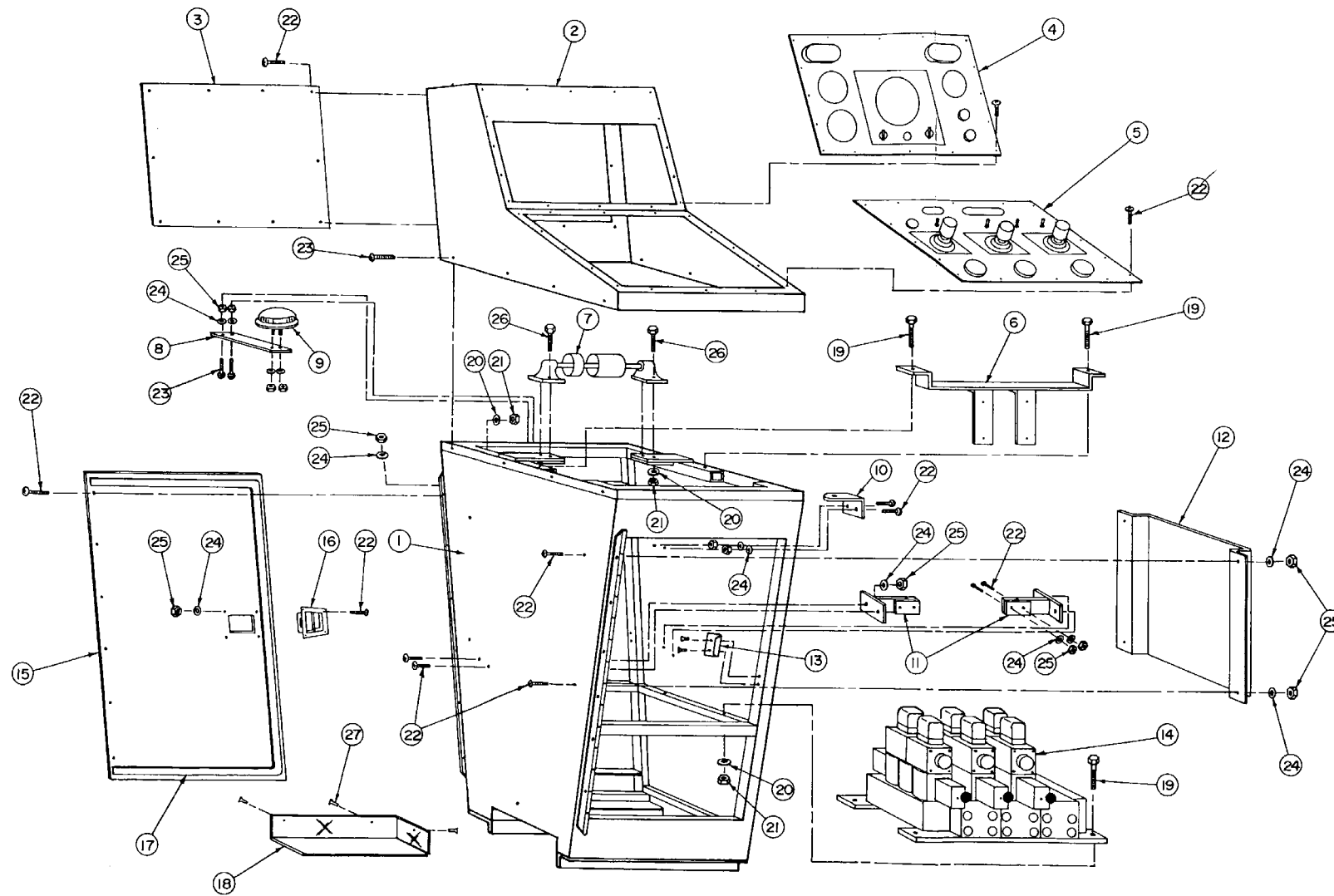
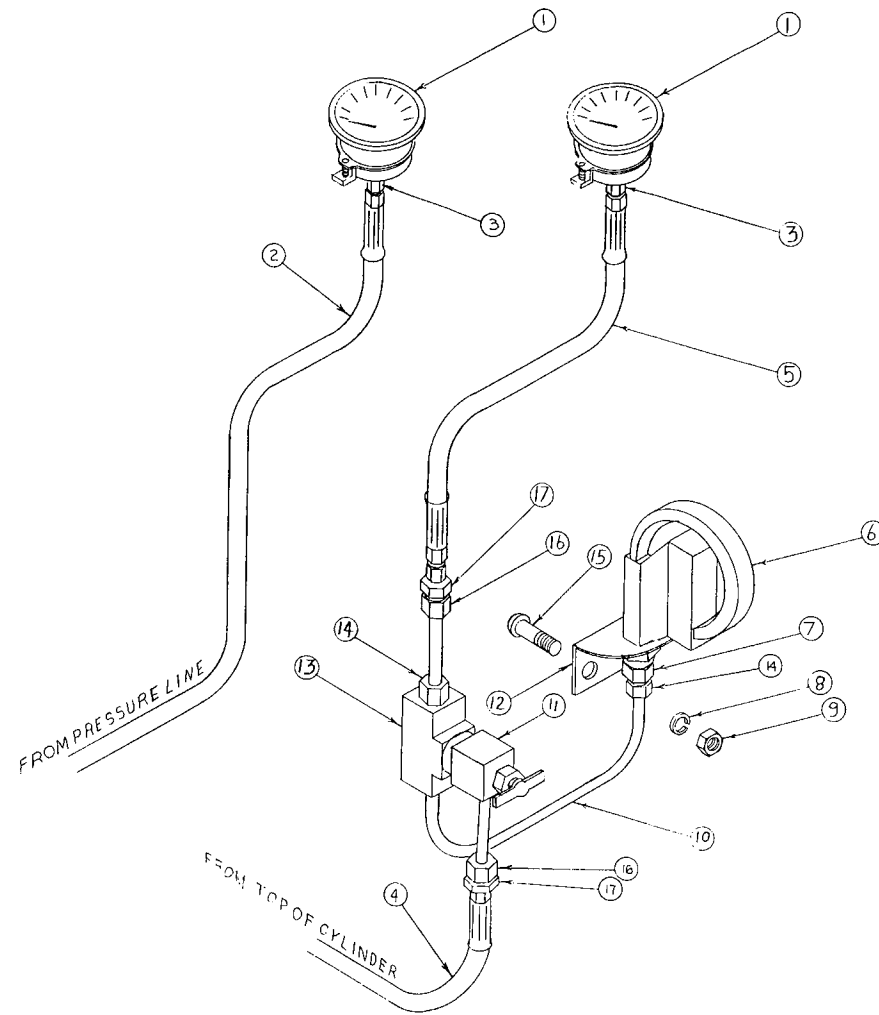


FIGURE 4-33.  
Ladder Control Console  
Assembly

## HYDRAULIC INSTALLATION ASSEMBLY

<u>FIGURE/ INDEX NO.</u>	<u>PART NUMBER</u>	<u>DESCRIPTION</u>	<u>VENDOR/ MANUFACTURER</u>	<u>QTY</u>
4-34	18-06-1100	Hydraulic Installation Assy	Thibault	Ref
1	6004-2 1/2"	Pressure Gauge 0-3000	Chevrier	2
2	08-60-105	Hydraulic Hose Pressure Side	Thibault	1
3	6200 x 4	Straight Connector	Commercial	2
4	08-00-107	Pressure Line	Thibault	1
5	08-60-106	Hydraulic Hose Cylinder Pressure	Thibault	1
6		Pressure Switch		Ref
7	3200x4x2	Adaptor	Commercial	1
8		Lock Washer 1/4"	Commercial	2
9		Hex Nut 1/4" x 20 NC	Commercial	2
10		Flexible Brass Line 1/4	Commercial	A/R
11	A.730	Inverted Angle	Commercial	1
12	18-06-1029	Holding Bracket	Thibault	1
13	652 x 4	Female Branch Tee	Commercial	1
14	100 x 4	Standard Nut	Commercial	2
15		Round Head Screw 1/4-20 NC x 3/4" Lg	Commercial	2
16	611 x 4	Nut	Commercial	2
17	48 x 4	Male Connector	Commercial	1



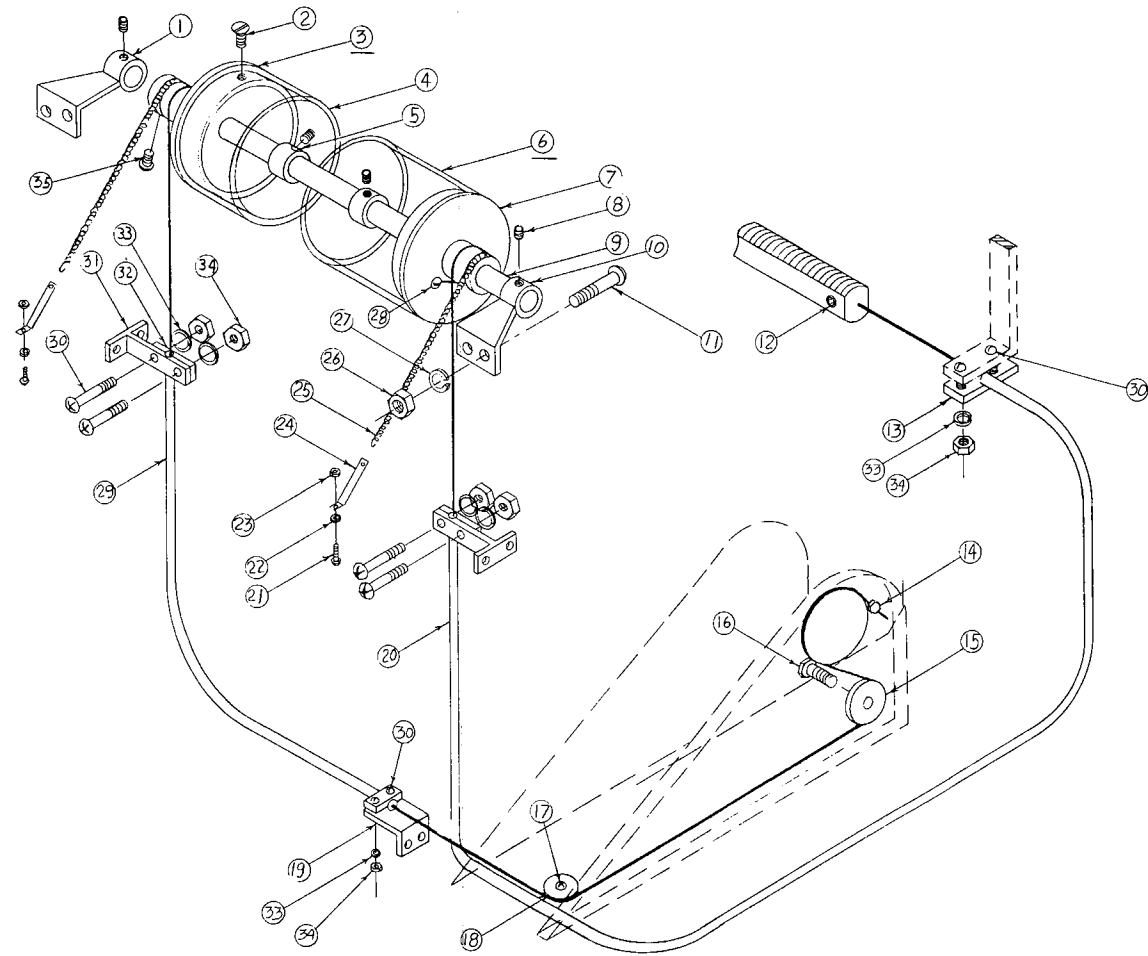
**FIGURE 4-34.**  
*Hydraulic Installation  
 Assembly*

ELEVATION AND EXTENSION DIAL ASSEMBLY

<u>FIGURE/ INDEX NO.</u>	<u>PART NUMBER</u>	<u>DESCRIPTION</u>	<u>VENDOR/ MANUFACTURER</u>	<u>QTY</u>
4-35	18-06-1010	Elevation and Extension Dial Assy	Thibault	Ref
1	18-06-1014	End Shaft Support	Thibault	2
2	10-24x1/2" Lg	Flat Head Cap Screw	Commercial	2
3	18-06-1010	Indicator Drum	Thibault	1
4	18-06-1017	Dial Indicator	Thibault	1
5	18-06-1012	Bushing	Thibault	2
6	18-06-1018	Dial Indicator	Thibault	1
7	18-06-1016	Indicator Drum	Thibault	1
8	10-24x1/4" Lg	Set Screw	Commercial	4
9	18-06-1013	Shaft	Thibault	1
10	18-06-1011	End Shaft Support	Thibault	1
11	1/4-20x3/4" Lg	Round Head Screw	Commercial	4
12	1/4-20-1/2	Set Screw	Commercial	1
13	18-06-1022	Holding Plate	Thibault	1
14	1/4-20x3/4" Lg Cap Screw		Commercial	1
15	MS24566-2B	Pulley 2 3/8"	Ralmark	1
16	10-24 NC x 1 1/8" Lg	Cap Screw	Commercial	1
17	10-24 NC x 3/4" Lg	Round Head Screw	Commercial	1
18	MS24566-1B	Pulley 1"	Ralmark	1
19	18-06-1028	Holding Bracket	Thibault	1
20	0173017	Wire Extension	Teleflex	A/R
21	10-24 NC x 1/2" Lg	Round Head Screw	Commercial	2
22	No. 10	Lock Washer	Commercial	2
23	10-24 NC	Hex Nut	Commercial	2
24	18-06-30	Spring Retainer	Commercial	2

ELEVATION AND EXTENSION DIAL ASSEMBLY (cont'd)

<u>FIGURE/ INDEX NO.</u>	<u>PART NUMBER</u>	<u>DESCRIPTION</u>	<u>VENDOR/ MANUFACTURER</u>	<u>QTY</u>
4-35	18-06-1010	Elevation and Extension Dial Assy	Thibault	Ref
25	13-02-004	Spring	Thibault	2
26	1/4-20	Hex Nut	Commercial	4
27	1/4"	Lock Washer	Commercial	4
28	10-24 x 1/2" Lg	Round Head Screw	Commercial	2
29	017 3017	Wire	Teleflex	A/R
30	10-24 NC x 1"	Round Head Screw	Commercial	8
31	18-06-1021-1	Holding Bracket	Thibault	2
32	18-06-1022	Wire Retainer	Thibault	2
33	No. 10	Lock Washer	Commercial	8
34	10-24 NC	Hex Nut	Commercial	8
35	10-24 NC x 1/4" Lg	Round Head Screw	Commercial	2
	18-06-1022	Wire Retainer	Thibault	1
	0060919	Cond. Silver Mar 3/2 .090	Teleflex	A/R
	0060919	Cond. Silver Mar 3/2 x .090	Teleflex	A/R



**FIGURE 4-35.**  
*Elevation and Extension  
Dial Assembly*



CABLE ASSEMBLY

<u>FIGURE/ INDEX NO.</u>	<u>PART NUMBER</u>	<u>DESCRIPTION</u>	<u>VENDOR/ MANUFACTURER</u>	<u>QTY</u>
	18-60-1107	Cable Assy	Thibault	Ref
	18-60-1108	Extension Cable 7/16	Thibault	1
	18-60-1109	Extension Cable 5/16	Thibault	1
	18-60-1110	Extension Cable 4/16	Thibault	1
	18-60-1111	Retraction Cable 7/16	Thibault	1
	18-60-1112	Cable Locking Pawl 1"SW	Thibault	1
	18-60-1113	Cable Locking Pawl 2"SW	Thibault	1

## HYDRAULIC ASSEMBLY

<u>FIGURE/ INDEX NO.</u>	<u>PART NUMBER</u>	<u>DESCRIPTION</u>	<u>VENDOR/ MANUFACTURER</u>	<u>QTY</u>
	QWT 85	Hydraulic Assy	Thibault	Ref
	08-00-50	Hydraulic Schematic - Ladder Assy	Thibault	1
	08-00-55	Hydraulic Schematic - Outrigger Assy	Thibault	1
	08-00-42	Hydraulic Schematic - Nozzle	Thibault	1

NOTE: For Parts List of Commercial Valve Assemblies, refer to Part 2, Volume 3, Hydraulics.

HYDRAULIC SCHEMATIC - LADDER ASSEMBLY

<u>FIGURE/ INDEX NO.</u>	<u>PART NUMBER</u>	<u>DESCRIPTION</u>	<u>VENDOR/ MANUFACTURER</u>	<u>QTY</u>
4-36	08-00-50-	Hydraulic Schematic Ladder Assy	Thibault	Ref
1		Oil Tank	Thibault	1
2	CFSE50	Oil Strainer (PTO Pump)	Can Flo	1
3	CFSE10	Oil Strainer (Elect. Pump)	Can Flo	1
4	CMPF20-20N24N- D-M	Oil Filter	Can Flo	1
¾	F20-25N-M	Element Filter	Can Flo	
5	¾"	Gate Valve	Commercial	1
6	2"	Gate Valve	Commercial	1
7	35VQ38AIC20	Hydraulic Pump	Vickers	1
8	640YC20B-1500	Hydraulic Pump Elec.	Webster	1
9	100-12	Hydraulic Pump Manual	T R Engineering	1
10	DT8PI-10-5-11	Check Valve	Vickers	1
11	DT8P1-03-5-11	Check Valve	Vickers	2
12	S100	Selector Valve	Gresen	1
13	18-53-1000	Rotary Joint	Thibault	1
14	MUV18PS125/ 104	Unloader	Barmag	Ref
15	6004-2 1/2"	Pressure Gauge 0-3000	Chevrier	Ref
16	MEV/MHV/MD12 PSBFA 95/12V	Control Valve	Barmag	Ref
17	A730	Valve	Weatherhead	1
18	35M11 5AIC20	Hydraulic Motor	Vickers	1
19	A730	Valve	Weatherhead	1
20	2025F2B2	Hydraulic Motor	Hydreco	1
21	1E15-P-6- 12G-305	Overcenter Valve	Fluid Control Inc	Ref
22		Cylinder	Thibault	Ref

HYDRAULIC SCHEMATIC - LADDER ASSEMBLY (cont'd)

<u>FIGURE/ INDEX NO.</u>	<u>PART NUMBER</u>	<u>DESCRIPTION</u>	<u>VENDOR/ MANUFACTURER</u>	<u>QTY</u>
4-36	08-00-50	Hydraulic Schematic Ladder (cont'd)	Thibault	Ref
23	6004-2 1/2"	Load Gauge 0-3000	Chevrier	Ref
24	BIS-H32-CS	Pressure Switch	Transamerica Delaval	Ref
25	1E15-P-6-305	Overcenter Valve	Fluid Control Inc	1

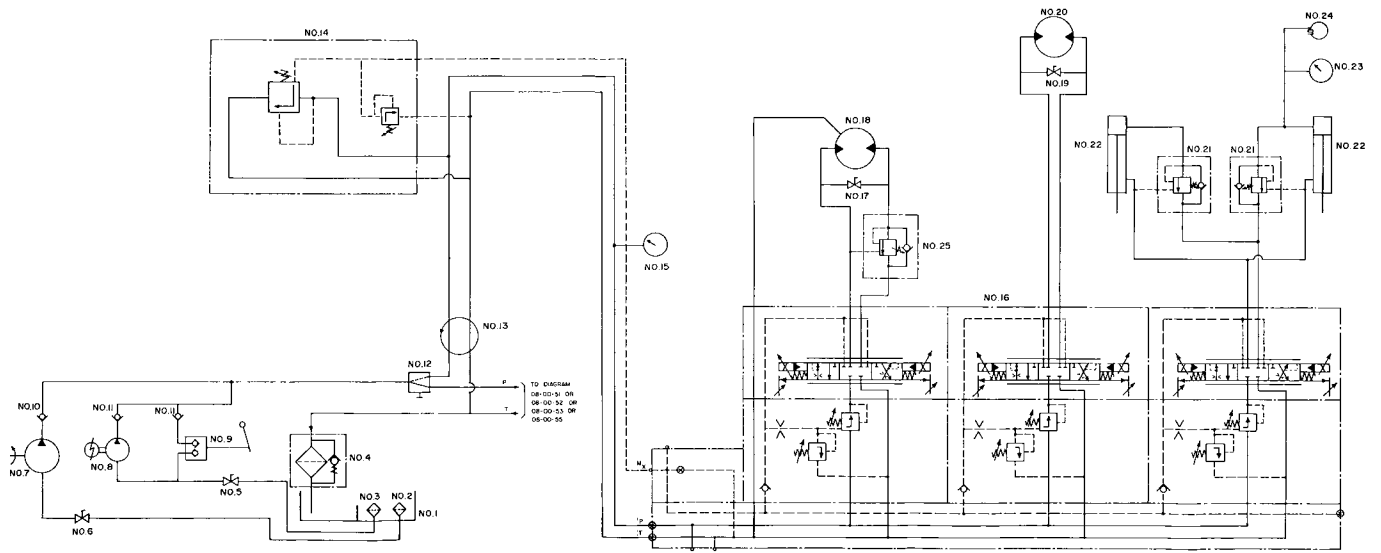


FIGURE 4-36.  
Hydraulic Schematic  
- Ladder Assembly

OIL TANK ASSEMBLY

<u>FIGURE/ INDEX NO.</u>	<u>PART NUMBER</u>	<u>DESCRIPTION</u>	<u>VENDOR/ MANUFACTURER</u>	<u>QTY</u>
4-37	01-03-090	Oil Tank Assy	Thibault	Ref
1	01-03-091	Oil Tank Support	Thibault	1
2	01-03-083	Dip Stick	Thibault	1
3	01-03-092	Oil Tank	Thibault	1
4	01-03-093	Bottom Support	Thibault	2
5	3/8-16NC	Elastic Stop Nut	Commercial	4
6	1/4-20NC x 1/2" Lg	Cap Screw	Commercial	20
7	01-03-094	Access Door	Thibault	1
8	01-03-087	Filler Cap	Thibault	1
9	01-03-095	Rubber Gasket	Thibault	2
10	1/2-13NC x 1 1/2" Lg	Cap Screw	Commercial	4
11	1/2" Dia	Lock Washer	Commercial	4
12	1/2-13NC	Hex Nut	Commercial	4
13	CMPF 2020 N25 N25-D-M	Oil Filter	Commercial	Ref

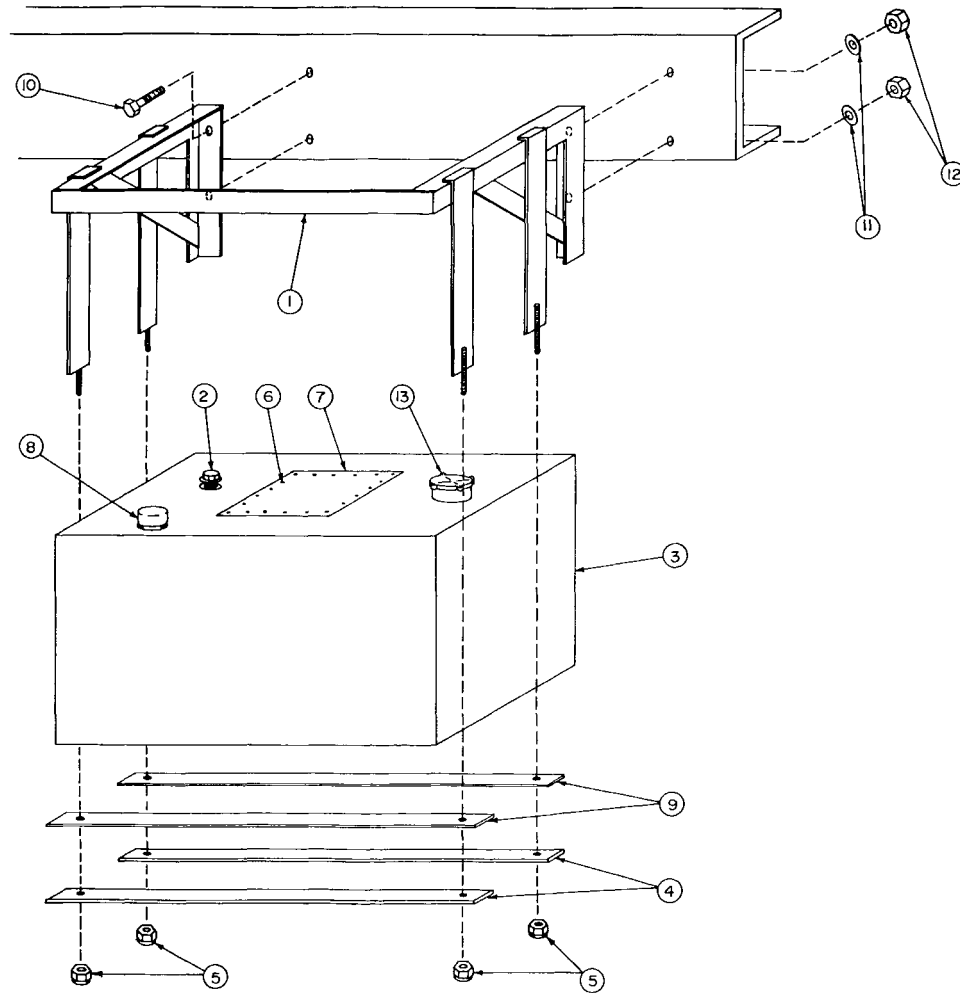


FIGURE 4-37.  
Oil Tank Assembly

**FILTER**

<b><u>FIGURE/ INDEX NO.</u></b>	<b><u>PART NUMBER</u></b>	<b><u>DESCRIPTION</u></b>	<b><u>VENDOR MANUFACTURER</u></b>	<b><u>QTY</u></b>
	CMPF20-20N25N- D-M	Oil Filter	Can Flo	Ref.

NOTE: For Parts List refer to Part 2,  
Volume 3, Hydraulics, Tab 23.



**PUMP**

<b><u>FIGURE/ INDEX NO.</u></b>	<b><u>PART NUMBER</u></b>	<b><u>DESCRIPTION</u></b>	<b><u>VENDOR MANUFACTURER</u></b>	<b><u>QTY</u></b>
	35 VQ 38 AIC20	Pump	Vickers	Ref.

NOTE: For Parts List refer to Part 2,  
Volume 3, Hydraulics, Tab 24.

**HYDRAULIC SCHEMATIC - OUTRIGGER ASSEMBLY**

<b><u>FIGURE/ INDEX NO.</u></b>	<b><u>PART NUMBER</u></b>	<b><u>DESCRIPTION</u></b>	<b><u>VENDOR MANUFACTURER</u></b>	<b><u>QTY</u></b>
4-38	08-00-55	Hydraulic Schematic Outrigger Assy	Thibault	Ref.
50	CMIINOIR1ODE21	Control Valve	Vickers	1
51	VCPD6PIIT-IEU	Double Check Valve	Parker Hannifin	4
52	SM2-21-4-21	Cylinder	Mailhot Inc.	Ref.
53	CMIINOFDL21	Control Valve	Vickers	1
54	SM2-21-6-21	Cylinder	Mailhot Inc.	Ref.

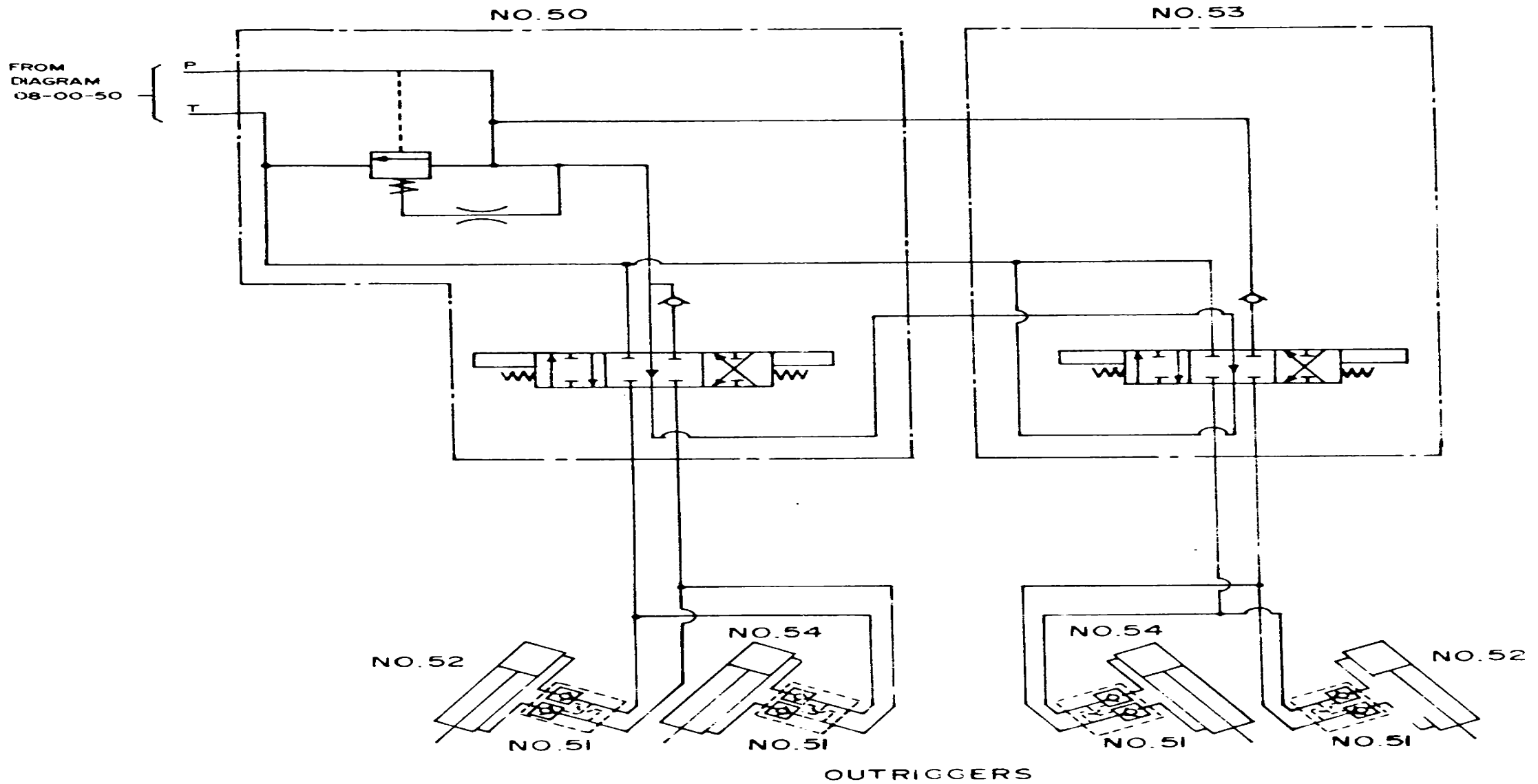


Figure 4-38.  
Hydraulic Schematic  
Outrigger Assembly

## HYDRAULIC SCHEMATIC - NOZZLE

<u>FIGURE/ INDEX NO.</u>	<u>PART NUMBER</u>	<u>DESCRIPTION</u>	<u>VENDOR MANUFACTURER</u>	<u>QTY</u>
4-39	08-00-42	Hydraulic Schematic - Nozzle	Thibault	Ref.
1		Rotation Actuator	Thibault	Ref.
2		Nozzle Tip	Thibault	Ref.
3		Yuken Electric Valve	Thibault	Ref.
4		Motor Pump Tank Combination	Thibault	Ref.
5		Relief Valve	Thibault	Ref.
6		Hydraulic Gauge	Thibault	Ref.
	48 x 2	Male Connector	Commercial	2
	49 x 2	Male Elbow	Commercial	4
	66 x 4	Female Connector	Commercial	5
	352 x 4	45 degree Male Elbow	Commercial	1
	652 x 4	Female Branch Tee	Commercial	1
	691 X 4	Male Elbow	Commercial	1
	3220 x 6 x 4	Adapter	Commercial	1
	3325 x 2	Hex Nipple	Commercial	6
	3326 x 2	Close Nipple	Commercial	2
	3350 x 2	45 degree Street Elbow	Commercial	2
	3400 x 4	Street Elbow	Commercial	1
	6200 x 4	Male Connector	Commercial	2

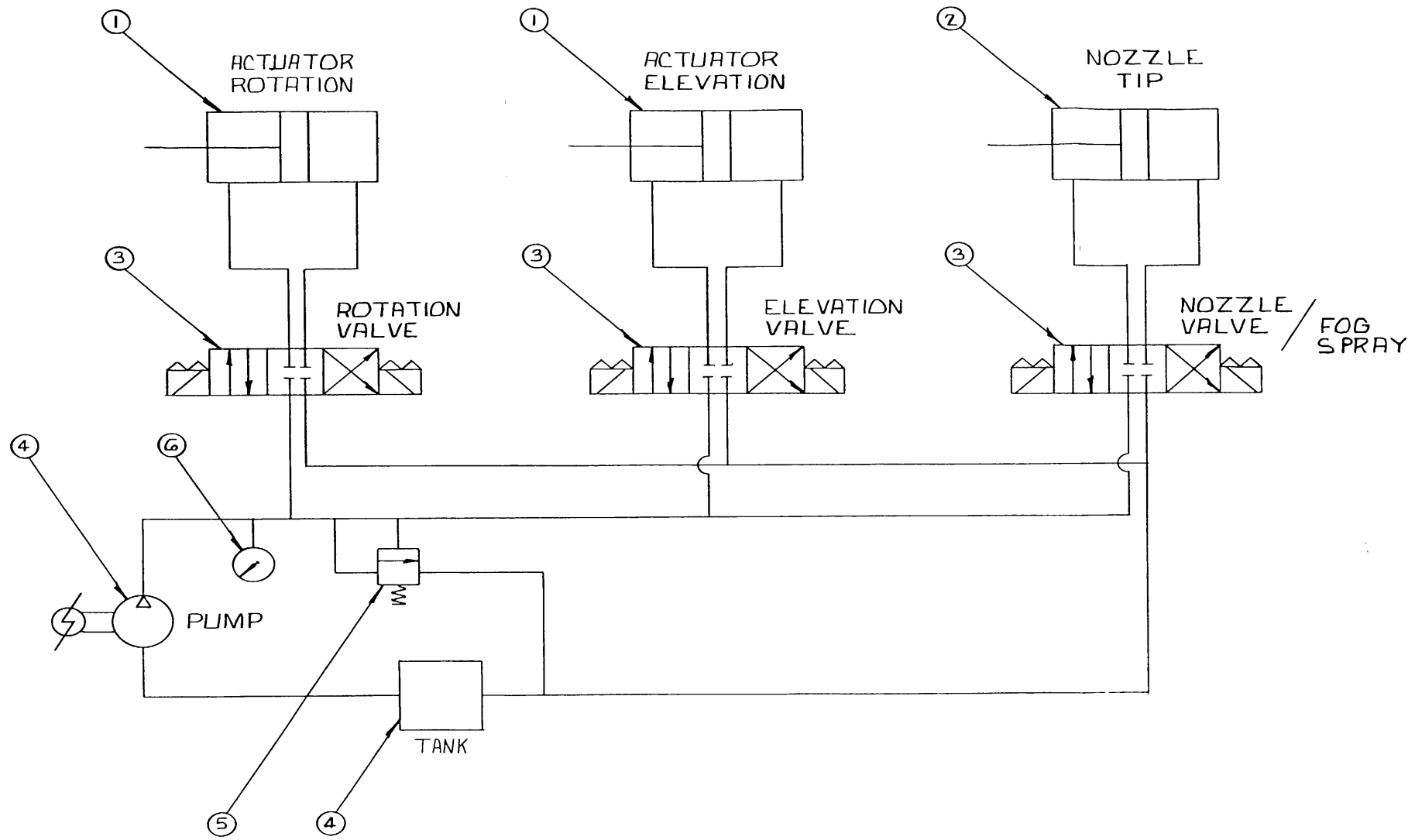


Figure 4-39.  
Hydraulic Schematic  
Nozzle

**LADDER ASSEMBLY - GROUND**

<b><u>FIGURE/ INDEX NO.</u></b>	<b><u>PART NUMBER</u></b>	<b><u>DESCRIPTION</u></b>	<b><u>VENDOR MANUFACTURER</u></b>	<b><u>QTY</u></b>
	QWT 85	Ladder Assy - Ground	Thibault	Ref.
	19-214	Ladder - Roof 14-	Thibault	1
	19-624	Ladder - Two Section Heavy Duty	Thibault	1
	19-110	Ladder - Folding Heavy Duty 10' Attic	Thibault	1
		Brackets		

LADDER - ROOF 14'

<u>FIGURE/ INDEX NO.</u>	<u>PART NUMBER</u>	<u>DESCRIPTION</u>	<u>VENDOR MANUFACTURER</u>	<u>QTY</u>
5-1	19-214	Ladder Roof 14'	Thibault	Ref.
1	19-z08-005	Top End Rail Casting	Thibault	2
2	19-208-011	Hook	Thibault	2
3	N-245	Weld Nuts	Spae-Naur	4
4	19-208-013	Cover	Thibault	2
5		Hex Nut 5/8-11	Commercial	4
6	13-01-009	Spring	Thibault	2
7	19-208-004	Bushing Spacer	Thibault	4
8		Round Head Screw 1/4-20 NC x 1 1/2 Lg.	Commercial	4
9	19-208-95346	Rail	Thibault	2
10	3/16' x 1"	Alum Rivet	Spae-Naur	8
11	3/16" x 1/4	Alum Rivet	Spae-Naur	4
12	35-02-203	Name Plate	Thibault	1
13	19-208-020	Foot Casting	Thibault	2
14	19-208-001	Expansion Ring 2 1/8"	Thibault	A/R
15	19-208-94404	Rung	Thibault	A/R
16	19-208-003	Nylon Bushing	Thibault	2
17	SD64BS	Pop Rivet	Commercial	4

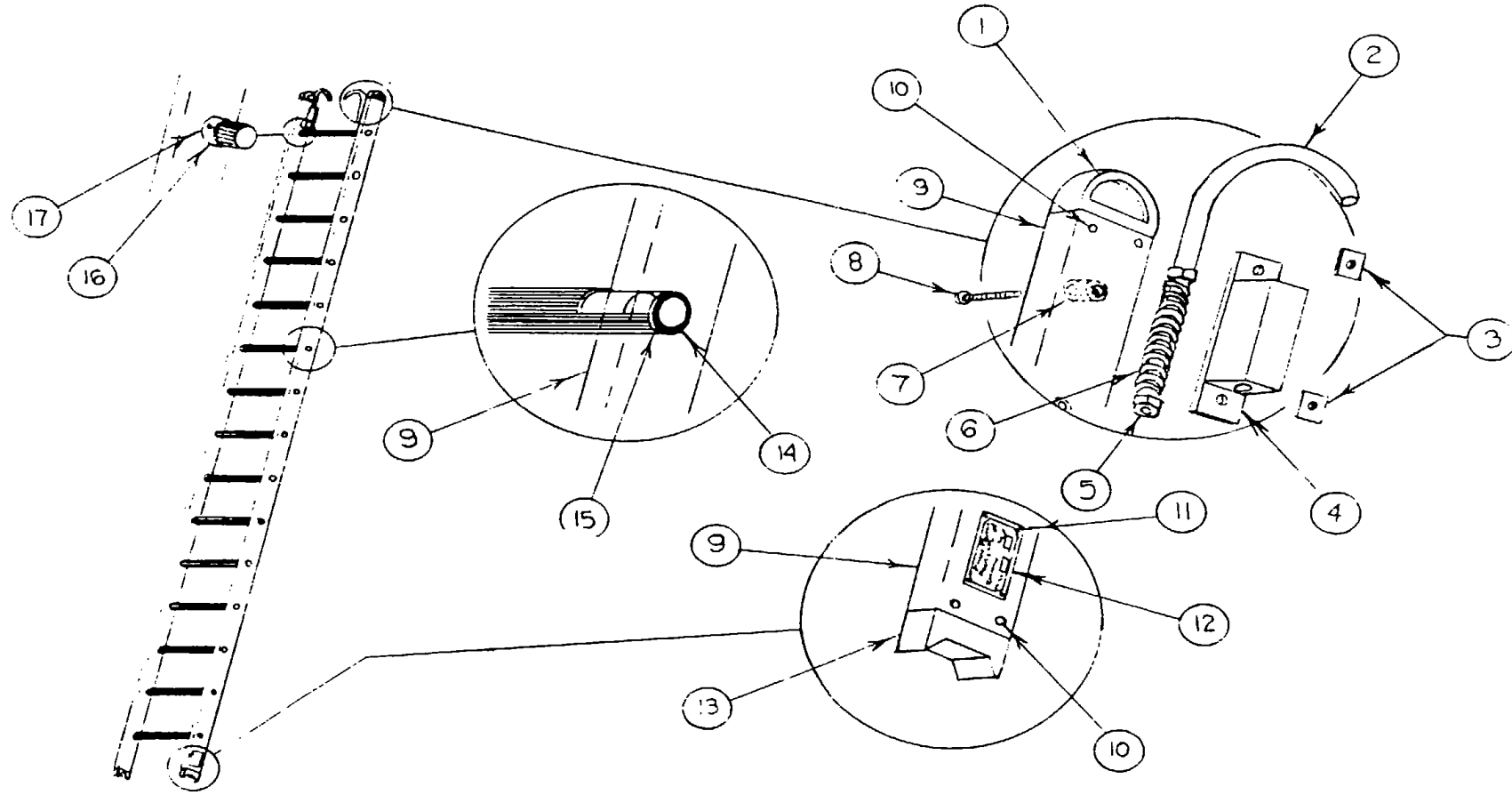


Figure 5-1.  
Ladder Roof 14'



LADDER - TWO SECTION HEAVY DUTY 24'

<u>FIGURE / INDEX No.</u>	<u>PART NUMBER</u>	<u>D E S C R I P T I O N</u>	<u>- VENDOR MANUFACTURER</u>	<u>QTY</u>
5-2	19-624'	Ladder TWO SECTION Heavy Duty 24'	Thibault	Ref
1	19-208-005	Top End Rail casting	Thibault	2
2	50-54-3/16 x 1 3/8"	Alu. Rivet	Thibault	12
3	19-610-95139	First section Rail	Thibault	2
4	19-208-95346	Second Section Rail	Thibault	2
5	19-610-020LH	Foot Rail Assy	Thibault	1
6	19-610-020RH	Foot Rail Assy	Thibault	1
7	19-610-120	Second Section End Rail	Thibault	2
8	19-610-005LH	First Section Top End	Thibault	1
9	19-610-005RH	First Section Top End	Thibault	1
10	19-208-94404	Rung (specify length)	Thibault	A/R
11	19-208-001	Exp. Ring 2 1/8"	Thibault	A/R
12	19-208-002	Exp. Ring 2 1/2"	Thibault	A/R
13	19-610-031	Pulley Bracket	Thibault	1
14	50-01-1/4x3/4	Hex Head Cap Screw	Thibault	1
15	50-54-SD64VS	Pop Rivet	Thibault	1
16	19-610-032	Nylon Pulley	Thibault	1
17	19-610-033	Machine Screw	Thibault	1
17A	50-13-3/8-24	Jam Nut	Thibault	1
18	50-51-1/16x3/4	Cotter Pin	Thibault	1
19	19-610-007	Stopper First Section	Thibault	1
20	19-610-107	Stopper Second Section	Thibault	1
21	50-29-1/4x3/4	Thread Cutting Screw	Thibault	4
22	35-02-203	Name Plate	Thibault	1
23	50-66-1/4x4	Drive screw	Thibault	4

**LADDER -TWO SECTION HEAVY DUTY 24' (cont'd)**

<u>FIGURE/ INDEX NO.</u>	<u>PART NUMBER</u>	<u>DESCRIPTION</u>	<u>VENDOR/ MANUFACTURER</u>	<u>Q T Y</u>
5-2	19-624	Ladder - Two Section Heavy Duty 24'	Thibault	Ref
24	19-208-003	Nylon Bushing	Thibault	A/R
25	19-610-142	Pawl Shaft	Thibault	1
26	19-610-140	Pawl Left Side	Thibault	1
27	19-610-141	Pawl Right side	Thibault	1
28	50-34-5/16x1/2"	Square Head Set Screw	Thibault	5
29	50-23-10-32x 1/2"	Thread Cutting Screw	Thibault	1
30	13-02-002	Tension Spring	Thibault	1
31	19-610-130	Pawl Bracket Right Side	Thibault	1
32	19-610-135	Pawl Bracket Left side	Thibault	1
33	50-36-1/4x3/4	Socket Head Cap Screw	Thibault	2
34	50-23-10-32 x 1/2"	Thread Cutting Screw	Thibault	2
35	19-610-143	Aluminum Pendulum	Thibault	1
36	13-03-001	Torsion Spring	Thibault	1
37	50-59-1/4	Alu. Flat Washer	Thibault	1
	50-59-1/4	Brass Flat Washer	Thibault	1
38	19-610-144	Pawl Arm	Thibault	1
39	68-02-3/8	Thimble	Thibault	1
40	68-01-3/8	Manila Rope	Thibault	1

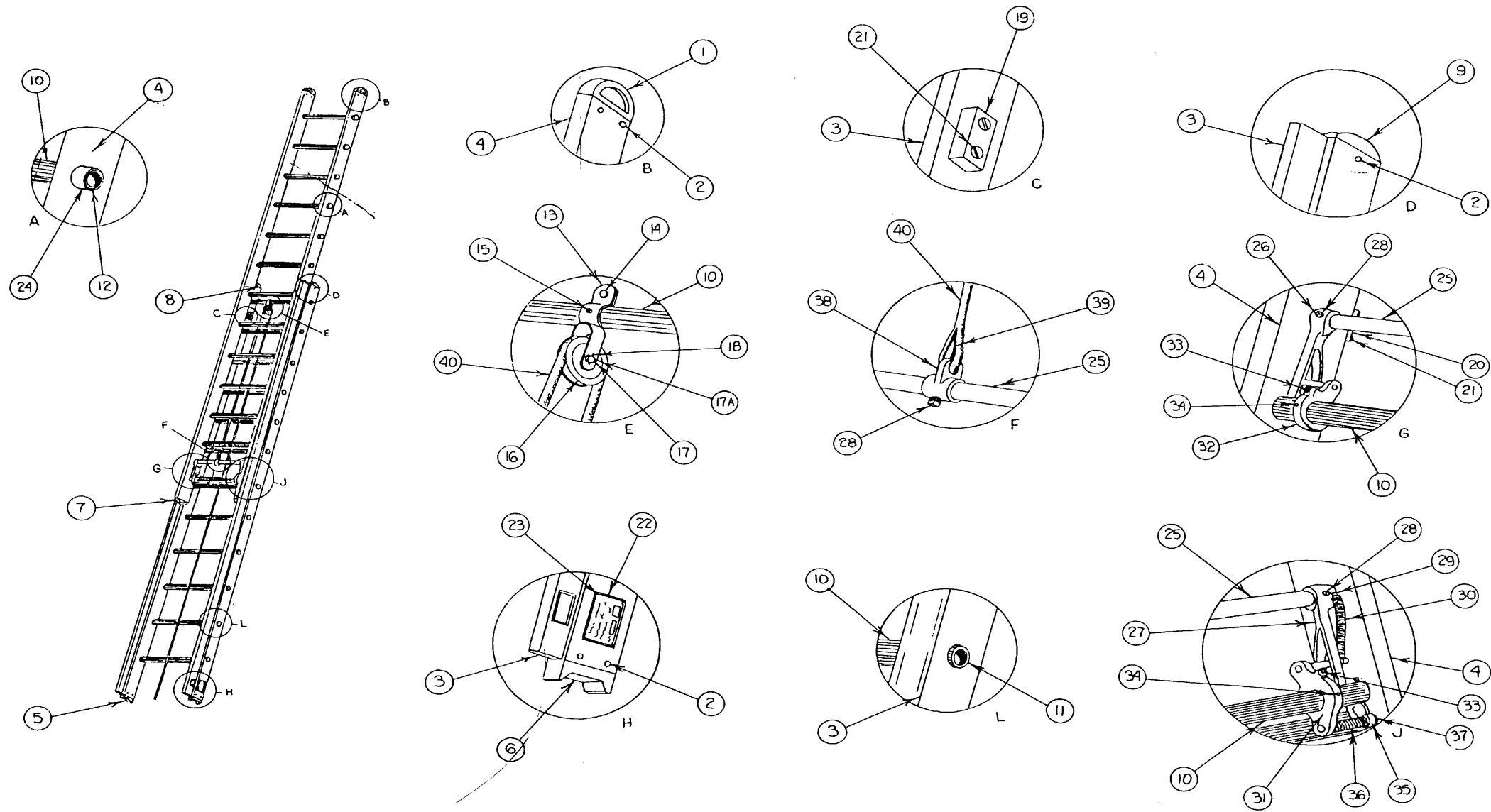


Figure 5-2.  
 Ladder - Two Section  
 Heavy Duty 24'

**LADDER - FOLDING HEAVY DUTY 10' ATTIC**

<b><u>FIGURE/ INDEX NO.</u></b>	<b><u>PART NUMBER</u></b>	<b><u>DESCRIPTION</u></b>	<b><u>VENDOR MANUFACTURER</u></b>	<b><u>QTY</u></b>
5-3	19-110	Ladder - Folding Heavy Duty 10' Attic	Thibault	Ref.
1	19-108-26877- SK	Rail	Thibault	2
2	19-108-005	Rung	Thibault	8
3	19-108-001	F.H. Machine Screw	Thibault	16
4	50-21-1/4x20	Elastic Stop Nut	Thibault	16
5	19-108-002	Top End Rail	Thibault	2
6	50-05-10- 24 x 1 1/4"	Flat Head Machine Screw	Thibault	2
7	50-12-10-24	Nut	Thibault	2
8	50-04-1/4 x 1 1/2	Round Head Machine Screw	Thibault	2
9	19-108-021	Foot	Thibault	2
10	50-59-1/4	Alu. Flat Washer	Thibault	2
11	50-21-1/4	Nut	Thibault	2
12	65-68-2198	Black Recess Bumper	Thibault	6
13	50-54-SD-64BS	Pop Rivet	Thibault	6
14	19-108-004	Block	Thibault	2
15	50-05-10-24 x 1"	F.H. Machine Screw	Thibault	4
16	50-12-10-24	Nut	Thibault	4
17	19-108-011	Locker Female	Thibault	1
18	19-108-012	Locker Male	Thibault	1
19	68-10-1/4x5/8	Alu. Flat Head Rivet	Thibault	1
20	35-02-203	Name Plate	Thibault	1
21	19-108-003	Bushing	Thibault	2
22	50-66-1/4x4	Drive Screw	Thibault	4
23	50-29-1/4-20 x 3/4"	Thread Cutting Screw	Thibault	1

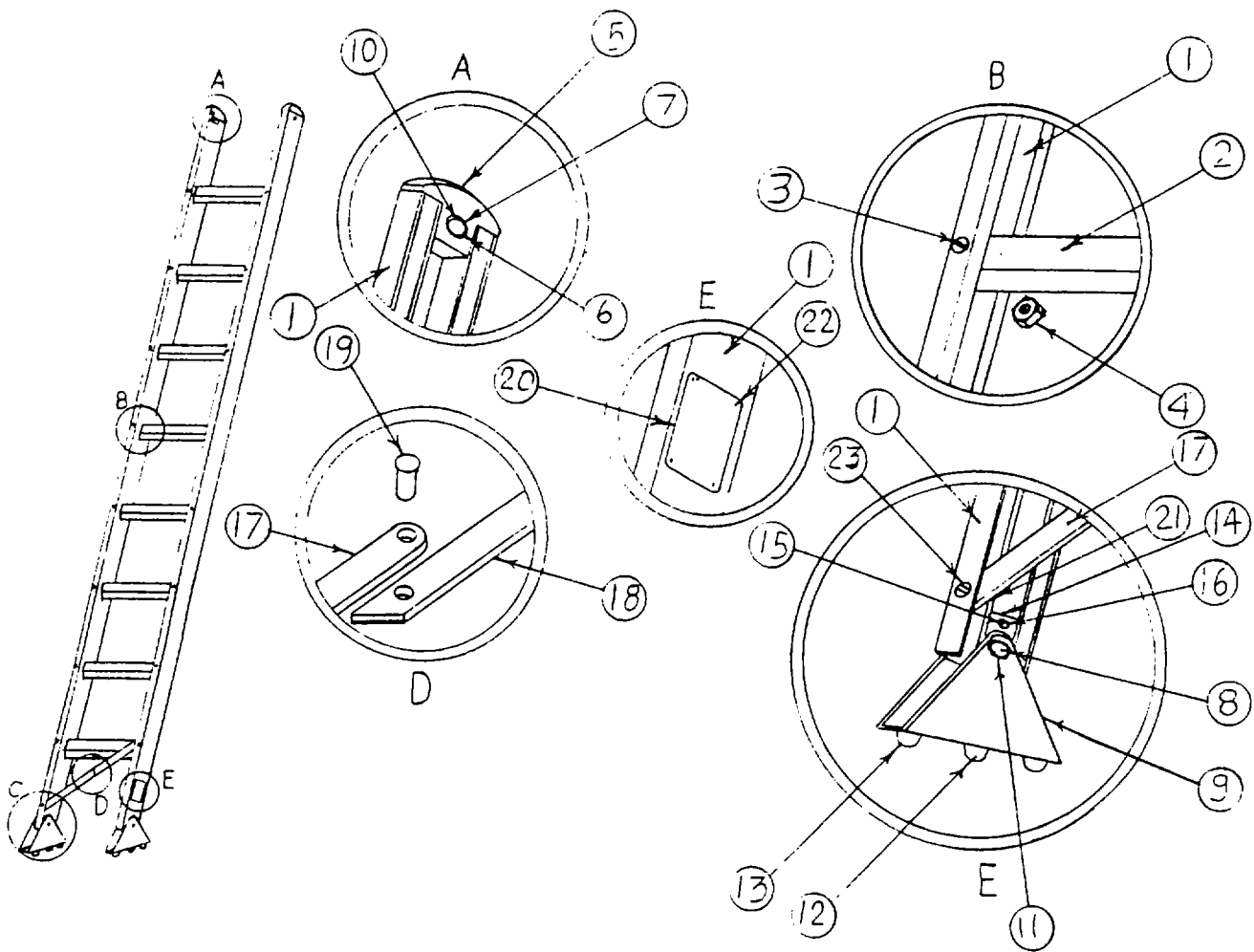


FIGURE 5-3.  
 Ladder - Folding Heavy  
 Duty 10' Attic

**NAME PLATE ASSEMBLY**

<b><u>FIGURE/ INDEX NO.</u></b>	<b><u>PART NUMBER</u></b>	<b><u>DESCRIPTION</u></b>	<b><u>VENDOR MANUFACTURER</u></b>	<b><u>QTY</u></b>
	QWT 85 '	Name Plate Assy	Thibault	Ref.
	Size 9/16' x 2 1/2"	Made in Canada	Thibault	1
		1	Thibault	1
		2	Thibault	1
		3	Thibault	1
		4	Thibault	1
		1 1/2 - 1	Thibault	4
		1 1/2 - 2	Thibault	4
		Hose Drain - 1 1/2 - 1	Thibault	1
		Hose Drain - 1 1/2 - 2	Thibault	1
		Tank Suction	Thibault	1
		Tank Fill	Thibault	1
		Tank Drain	Thibault	1
		Suction	Thibault	2
		Closed	Thibault	2
		Engine Cooler	Thibault	1
		By-Pass	Thibault	1
		Throttle	Thibault	1
		R.V. Drain	Thibault	1
		Diesel Only	Thibault	1
		Hydraulic 011	Thibault	1
		Lights	Thibault	1
		Battery - 1	Thibault	1

**NAME PLATE ASSEMBLY (cont'd)**

<b><u>FIGURE/ INDEX NO.</u></b>	<b><u>PART NUMBER</u></b>	<b><u>DESCRIPTION</u></b>	<b><u>VENDOR MANUFACTURER</u></b>	<b><u>QTY</u></b>
	QWT 85	Name Plate Assy	Thibault	Ref.
	Size 9/16" x 2 1/2"	Battery - 2	Thibault	1
		Water Tower	Thibault	2
		Water Inlet	Thibault	2
		Foam Mix	Thibault	1
		Foam Tank	Thibault	1
		Foam Flush	Thibault	1
		R.P.M x 10	Thibault	1
		Drain	Thibault	1
		Pump Pressure	Thibault	1
		Primer Oil	Thibault	1
		Foam Drain	Thibault	1
		Buzzer	Thibault	1
	Size 3/4" x 2 1/2"	Pump In D	Thibault	1
		110 Volts Outlet	Thibault	4
		Parking Brake Override	Thibault	1
		Hydraulic Oil Level	Thibault	1
		Dump Valve Adjustment	Thibault	2
		Test Gauge Pressure	Thibault	1
		Test Vacuum	Thibault	1
		Water Tower Drain	Thibault	3
	Size 1" x 2 1/2"	12 Volts Battery - 1	Charger, Thibault	1
		12 Volts Charger, Battery - 2	Thibault	1

**NAME PLATE ASSEMBLY (cont'd)**

<b><u>FIGURE/ INDEX NO.</u></b>	<b><u>PART NUMBER</u></b>	<b><u>DESCRIPTION</u></b>	<b><u>VENDOR MANUFACTURER</u></b>	<b><u>QTY</u></b>
	QWT 85	Name Plate Assy	Thibault	Ref.
	Size 3/4" x 5 1/2"	Ladder Locks	Thibault	1
	Size 3/8" x 9 1/8W	Engine Light, Compt Lights, Door Opened, Outriggers Out-of-Rest, Spare, Spare	Thibault	1
	Size 2" x 7 3/4W	Nozzle Control	Thibault	1
	Size 1 5/8" x 2 1/2"	Outriggers Control	Thibault	2
	Size 5" x 4 1/2"	Data Plate	Thibault	1
	Size 3/8" x 1 1/8"	Door Opened	Thibault	1
		Siren Brake	Thibault	1
		Hydraulic Pressure	Thibault	1
	Size 1 3/8" x 3"	Opened Suction Closed	Thibault	1
	Size 3/4" x 4 1/4"	Closed - 1 - Opened	Thibault	1
		Closed - 2 - Opened	Thibault	1
		Closed - 3 - Opened	Thibault	1
		Closed - 4 - Opened	Thibault	1
		Opened - 1 - Closed	Thibault	1
		Opened - 3 - Closed	Thibault	1
	Size 2w x 3"	Throttle, Electric Pump	Thibault	1
	Size 1 5/8" x 3"	Selector Ladder/Outriggers	Thibault	1
	Size 3/8w x 12"	Warning Lights	Thibault	1
	Size 14" x 15"	Control Ladder Console	Thibault	1



**NAME PLATE ASSEMBLY (cont'd)**

<b><u>FIGURE/ INDEX NO.</u></b>	<b><u>PART NUMBER</u></b>	<b><u>DESCRIPTION</u></b>	<b><u>VENDOR MANUFACTURER</u></b>	<b><u>QTY</u></b>
	Size 12" x 14W	Ladder Oil Pressure Warning Light	Thibault	1
	Size Half Round	Ladder Engaged/Disengaged	Thibault	1
	Name Plate by Hale and Others	Relief control		1
		Pull to Drain		1
		Hale Data		1
		Primer		1
		Warning, Do Not Open Throttle Unless Light Is On		1
		OK to Pump When Lit		1
	QWT 85	Name Plate Assy	Thibault	Ref.
	Name Plate by Hale and Others	Pump Power Shift		1
		MC Water Level Gauge		1
		Feecon Operation Instruction		1
		Dynamic Inverter		1

**TOOLS AND EQUIPMENT**

<b><u>FIGURE/ INDEX NO.</u></b>	<b><u>PART NUMBER</u></b>	<b><u>DESCRIPTION</u></b>	<b><u>VENDOR MANUFACTURER</u></b>	<b><u>QTY</u></b>
QWT 85		Tools and Eqpt	Thibault	Ref.
QWT 85		Ladder Assy - Ground	Thibault	1
		Coupling K299 Kromalite 6" NST x 7: Bow Si7e	Red Head	2
		Suction Hose 6W x 10' with Soft End	Ass. Rubber	2
		Barrel Suction Strainer 6" NST #315	Elkhart	1
		#210D B.C 2 1/2 lbs	Extinguisher R.C. Industries	1
		Vehicle Brkt for #210D	R.C. Industries	1
		#PKD 20 B Extinguisher 20 Lbs	Flag	1
		Vehicle Brkt #CC10250 for PKD Extinguisher	Flag	1
		CO-2 15 Extinguisher 15 lbs	Flag	1
		Vehicle Brkt #CC10250 for CO-2 15 lbs	Flag	1
		Quart Paint Lime 52488 DIC	Dupont	1
		Quart Paint Alum. 52492 D2C	Dupont	1
		20' length x 6w Soft Suction Hose NFPA 196 with 4 1/2" NST Long Handle Female Swivel Chrome Coupling and 6" NST Long Handle Female Swivel Chrome Coupling on the Other End	National Fire Hose	1
		24' x 3/8" Cable Denylon with Snap	Amjay	1
		B100 Siamese 2 1/2" NST x (2) 1 1/2" NST with Valve	Elkhart	1
		M327 Double Male Adapter 2 1/2" x 2 1/2" NST Chrome Pltd	Elkhart	3

**TOOLS AND EQUIPMENT (cont'd)**

<b><u>FIGURE/ INDEX NO.</u></b>	<b><u>PART NUMBER</u></b>	<b><u>DESCRIPTION</u></b>	<b><u>VENDOR MANUFACTURER</u></b>	<b><u>QTY</u></b>
	QWT 85	Tools and Eqpt	Thibault	Ref.
		K35 Double Female Adapter 2 1/2" x 2 1/2" NST Chrome Pltd	Elkhart	3
		K35 Double Swiveling Female 1 1/2W x 1 1/2" NST Chrome Pltd	Red Head	3
		Nozzle 1 1/2" NST #SFL Chrome Pltd GPM	40 to 125 Elkhart	2
		Nozzle 2 1/2" NST #SF800 Chrome Pltd 250 GPM	125 to Elkhart	2
		Angus Red Chief Fire Hose 3" x 50' with 2 1/2" NST Pyrolite Coupling	Angus	24
		Angus Red Chief Fire Hose 1 3/4" x 50' with 1 1/2" NST Pyrolite Coupling	Angus	12
		6' Type FP Fiberglass Pike Pole	Duo Safety	2
		10' Type FP Fiberglass Pike Pole	Duo Safety	1
		CH-32-FG Closet Hook 32"	ziamatic	1
		Model 401 #01-461696 Breathing Apparatus Contains 30 min Service	M.S.A	3
		U-18-4 Smoke Ejector Fan 18" - 3200 CFM	Leader Fan	1
		#625 Cable Reel Capacity of 200' of 12/3 Wire	Edward Mfg.	1
		Type 12/3 Electric Cable Wire x 200'	Westburn	200 ft.
		#4720C Male Hubbel Twist Lock Plug	Westburn	2
		#4729C Female Hubbel Twist Lock Plug	Westburn	1
		#50 Akron Utility Bar	Akron	1

**TOOLS AND EQUIPMENT (cont'd)**

<b><u>FIGURE/ INDEX NO.</u></b>	<b><u>PART NUMBER</u></b>	<b><u>DESCRIPTION</u></b>	<b><u>VENDOR MANUFACTURER</u></b>	<b><u>QTY</u></b>
	QWT 85	Tools and Eqpt	Thibault	Ref.
		#5319 Reducer Coupling Double Swivel Female 4 1/2 NST x 6 NST Chrome Pltd	Elkhart	1
		#150G2 C.D Portable Light Assy Includes:	3 Wire Natale	2
		#200 Watts R40 Med Lamp	Natale	2
		#P23 Hold Down Clamp	Natale	2
	05-05-130	4" Hose Bridge	Thibault	2
		HB228 Screw Type Hose Clamp 4"	Hasting Brass	1
		Big 4 Mtg. Brkt.	Hasting Brass	1
		(A32) #3-6 Pomrier Belt	Atlas Safety	4
		Salvage Cover 12' x 12' Herculite #6	Scythes	4
		Style 78 Hose and Ladder Strap	Akron	6
		0190 FFC 20, 000 V Fireman's Cutter	Areofen	1
		Style 448 Holder with (2) #10 Spanners	Akron	2
		Style 15 Hydrant and Spanner Wrench	Akron	2
		Crow Bar Pinch Point 7/8" Dia. x 36"	J.R. Boisvert	1
		Manilla Rope - 3 Strands Oil Treated x 150 ft	Govrock	2
		#653 Try-Lock 1 1/2"	Elkhart	5
		#653 Try-Lock 2 1/2"	Elkhart	6
	07-30-60	Running Board Mtg. Plate 6W NST	Thibault	1

**TOOLS AND EQUIPMENT (cont'd)**

<b><u>FIGURE/ INDEX NO.</u></b>	<b><u>PART NUMBER</u></b>	<b><u>DESCRIPTION</u></b>	<b><u>VENDOR MANUFACTURER</u></b>	<b><u>QTY</u></b>
	QWT 85	Tools and Eqpt	Thibault	Ref.
	07-30-25	Running Board Mtg. Plate 2 1/2W NST	Thibault	3
	U45FNH	Walk-a-Way Brkt.	Ziamatic	5
	NUPLA AP-6	Fire Axes 34 1/2" Handle	Edward Pope	2
	NUPLA	Special 5 lb. 31" Handle	Axes with Edward Pope	1

ANNEX A

<u>FIGURE/ INDEX NO.</u>	<u>PART NUMBER</u>	<u>DESCRIPTION</u>	<u>VENDOR MANUFACTURER</u>	<u>QTY</u>
	Duplex 8V71	Chassis Sub-Assy	Duplex	Ref.

NOTE: Annex A contains the Duplex Parts List for all trucks with the following serial numbers: 35302-85 through 35305-85.

By Order of the Secretary of the Army:

Official:

R. L. DILWORTH  
*Brigadier General, United States Army*  
*The Adjutant General*

JOHN A. WICKHAM, JR.  
*General, United States Army*  
*Chief of Staff*

DISTRIBUTION:

To be distributed in accordance with Special List.

RECOMMENDED CHANGES TO EQUIPMENT TECHNICAL PUBLICATIONS



THEN... JOT DOWN THE DOPE ABOUT IT ON THIS FORM, CAREFULLY TEAR IT OUT, FOLD IT AND DROP IT IN THE MAIL!

**SOMETHING WRONG WITH THIS PUBLICATION?**

FROM: (PRINT YOUR UNIT'S COMPLETE ADDRESS)

DATE SENT

PUBLICATION NUMBER

PUBLICATION DATE

PUBLICATION TITLE

BE EXACT... PIN-POINT WHERE IT IS

PAGE NO.

PARA-GRAPH

FIGURE NO.

TABLE NO.

IN THIS SPACE TELL WHAT IS WRONG AND WHAT SHOULD BE DONE ABOUT IT:

TEAR ALONG PERFORATED LINE

PRINTED NAME, GRADE OR TITLE, AND TELEPHONE NUMBER

SIGN HERE:

DA FORM 2028-2 JUL 79

PREVIOUS EDITIONS ARE OBSOLETE.

P.S.—IF YOUR OUTFIT WANTS TO KNOW ABOUT YOUR RECOMMENDATION MAKE A CARBON COPY OF THIS AND GIVE IT TO YOUR HEADQUARTERS.



